

Company

Well:

Field:

Rig:

Rig: Maersk Guardian

Field: Thylacine South

Location: Permit: T/30P & T/L2

|             |
|-------------|
| Logging C   |
| Run Numl    |
| Depth Drill |
| Schlumber   |
| Bottom Lc   |
| Top Log I   |
| Casing Di   |
| Casing Sg   |
| Bit Size    |
| Type Fluid  |
| Density     |
| Fluid Los   |
| Source C    |
| RM @ Me     |
| RMF @ N     |
| RMG @ N     |
| Source R    |
| RM @ MF     |
| Maximum     |
| Circulation |
| Logger O    |
| Unit Numl   |
| Recorded    |
| Witnessed   |



## DEPTH SUMMARY LISTING

Date Created: 9-APR-2006 20:05:16

### Depth System Equipment

| Depth Measuring Device    |             | Tension Device            |             | Logging Cable  |           |
|---------------------------|-------------|---------------------------|-------------|--|-----------|
| Type:                     | IDW-E       | Type:                     | CMTD-B/A    | Type:  | 7-46ZV-XS |
| Serial Number:            | 1914        | Serial Number:            | 2336        | Serial Number:   | 72003     |
| Calibration Date:         | 24-Aug-2005 | Calibration Date:         | 19-Nov-2005 | Length:  | 5600.09 M |
| Calibrator Serial Number: | 1009        | Calibrator Serial Number: | 1174        | Conveyance Method: DrillPipe (TLC)<br>Rig Type: Offshore_Fixed |           |
| Calibration Cable Type:   | 7-46ZV-XS   | Calibration Gain:         | 0.87        |  |           |
| Wheel Correction 1:       | -2          | Calibration Offset:       | 622.00      |  |           |
| Wheel Correction 2:       | -3          |                           |             |  |           |

### Depth Control Parameters

|                           |                            |
|---------------------------|----------------------------|
| Log Sequence:             | Subsequent Log In the Well |
| Reference Log Name:       | Sperry 12 1/4" Quad Combo  |
| Reference Log Run Number: |                            |
| Reference Log Date:       | 06-Apr-2006                |

### Depth Control Remarks



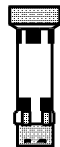



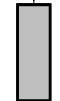





|   |
|---|
| 1. This is the first wireline survey in the well.                   |
| 2. Correlation undertaken whilst the drill pipe was moving down.    |
| 3. IDW was used as the primary depth control.                       |
| 4. Z-Chart and Pipe Tally were used as the secondary depth control. |
| 5.  |
| 6.  |

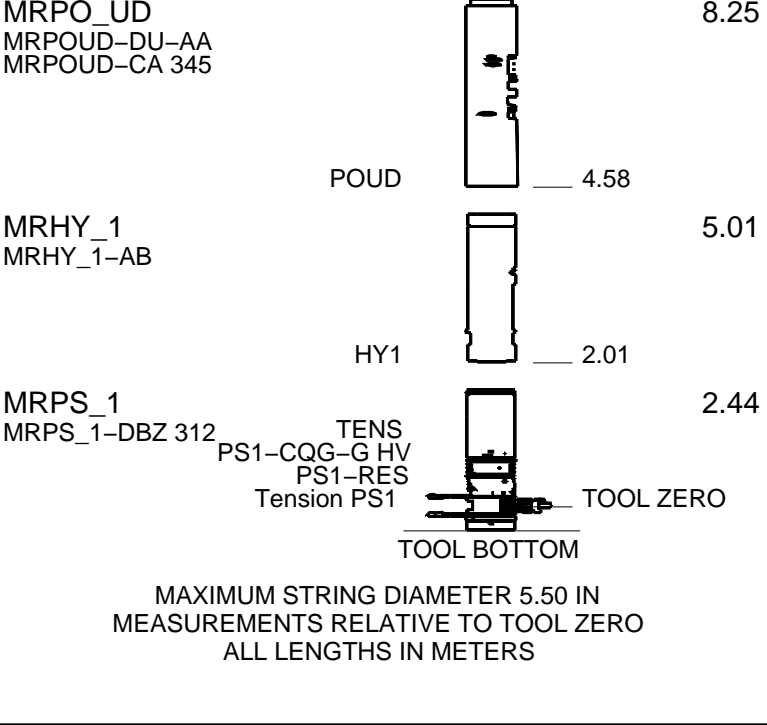
#### DISCLAIMER

THE USE OF AND RELIANCE UPON THIS RECORDED-DATA BY THE HEREIN NAMED COMPANY (AND ANY OF ITS AFFILIATES, PARTNERS, REPRESENTATIVES, AGENTS, CONSULTANTS AND EMPLOYEES) IS SUBJECT TO THE TERMS AND CONDITIONS AGREED UPON BETWEEN SCHLUMBERGER AND THE COMPANY, INCLUDING: (a) RESTRICTIONS ON USE OF THE RECORDED-DATA; (b) DISCLAIMERS AND WAIVERS OF WARRANTIES AND REPRESENTATIONS REGARDING COMPANY'S USE OF AND RELIANCE UPON THE RECORDED-DATA; AND (c) CUSTOMER'S FULL AND SOLE RESPONSIBILITY FOR ANY INFERENCE DRAWN OR DECISION MADE IN CONNECTION WITH THE USE OF THIS RECORDED-DATA.

|                     |                 |
|---------------------|-----------------|
| OTHER SERVICES1     | OTHER SERVICES2 |
| OS1: Sampling Print | OS1:            |
| OS2:                | OS2:            |
| OS3:                | OS3:            |
| OS4:                | OS4:            |
| OS5:                | OS5:            |

|  |
|--|
| REMARKS: RUN NUMBER 1  |
| First run in the hole. Schlumberger depth correlated to Sperry 12 1/4" Quad Combo LWD dated 06-Apr-2006.   |
| Tool string run as per the tool sketch, with MDT standoffs along the length of the tool string.  |
| MDT toolstring run initially on wireline as Suite-1, Run-1. Whilst correlation in process overpulls were experienced and the decision was made to pull out of hole and run the tool string on TLC. |
| Tool string run on drill pipe. MDT was correlated with the drill pipe moving down.   |
| The survey consisted of 46 pretests including 2 sampling stations.   |
| Pretest Summary;   |
| Total Pretests: 46 (Volumetric Limited Drawdown: 32, Dry Test: 9, Lost Seal: 5).   |
| Pretests are presented within this print in depth sequence.  |
| Sampling was undertaken at 2 depths: 3060.0 mMD, 2811.0 mMD.   |
| Inclinometry survey taken from Sperry Sun.   |
| Major components of the tool string used in this MDDS  |

|   |       |      |   |       |      |   |  |  |   |  |  |
|---|-------|------|---|-------|------|---|--|--|---|--|--|
| Maximum recorded temperature from the resistivity cell in the MRPS  |       |      |   |       |      |   |  |  |   |  |  |
| The resistivity cell was removed and H2S coupons were run in the MRPS.  |       |      |   |       |      |   |  |  |   |  |  |
| Additional Mud Properties:  |       |      |   |       |      |   |  |  |   |  |  |
| Total Salinity NaCl (ppm): 192292 (water phase), Barite w/v: 5.14%, Solids (Drilled/Sand %): 8.2/0.3                            |       |      |   |       |      |   |  |  |   |  |  |
| SBM Water Phase (%): 23, SBM oil/water ratio: 73:27, PV/YP: 36/30   |       |      |   |       |      |   |  |  |   |  |  |
|   |       |      |   |       |      |   |  |  |   |  |  |
| RUN 1   |       |      | RUN 2   |       |      |   |  |  |   |  |  |
| SERVICE ORDER #:  |       |      | SERVICE ORDER #:  |       |      |   |  |  |   |  |  |
| PROGRAM VERSION:  |       |      | PROGRAM VERSION:  |       |      |   |  |  |   |  |  |
| FLUID LEVEL:  |       |      | FLUID LEVEL:  |       |      |   |  |  |   |  |  |
| 14C0-302<br>0 m   |       |      |   |       |      |   |  |  |   |  |  |
| LOGGED INTERVAL   | START | STOP | LOGGED INTERVAL   | START | STOP |   |  |  |   |  |  |
|   |       |      |   |       |      |   |  |  |   |  |  |
|   |       |      |   |       |      |   |  |  |   |  |  |
|   |       |      |   |       |      |   |  |  |   |  |  |
|   |       |      |   |       |      |   |  |  |   |  |  |
| EQUIPMENT DESCRIPTION   |       |      |   |       |      |   |  |  |   |  |  |
| RUN 1   |       |      | RUN 2   |       |      |   |  |  |   |  |  |
| SURFACE EQUIPMENT   |       |      |   |       |      |   |  |  |   |  |  |
| MRPP-AA 413<br>GSR-U/Y<br>WITM (CTS)-A  |       |      |   |       |      |   |  |  |   |  |  |
| DOWNHOLE EQUIPMENT  |       |      |   |       |      |   |  |  |   |  |  |
| AH-X/O – 4.5–5.5"<br>AH-X/O – 4.5–5.5"  |       |      |    |       |      |   |  |  |   |  |  |
| 25.07   |       |      |   |       |      |   |  |  |   |  |  |
| AH-X/O – 3.5–4.5"<br>AH-X/O – 3.5–4.5"  |       |      |   |       |      |   |  |  |   |  |  |
| 23.69   |       |      |   |       |      |   |  |  |   |  |  |
| DWCH-A<br>DWCH-A  |       |      |  |       |      |   |  |  |   |  |  |
| 22.19   |       |      |   |       |      |   |  |  |   |  |  |
| AH-107  |       |      |  |       |      |   |  |  |   |  |  |
| 19.75   |       |      |   |       |      |   |  |  |   |  |  |
| ACTS-B1<br>ACTM-A 703<br>ACTE-A 703   |       |      |  |       |      |   |  |  |   |  |  |
| 19.15   |       |      |   |       |      |   |  |  |   |  |  |
| TCC-B<br>ECH-KC   |       |      |  |       |      |   |  |  |   |  |  |
| 17.93   |       |      |   |       |      |   |  |  |   |  |  |
| SGT-L<br>SGH-K 2030<br>SGC-SA 1490<br>SGD-TAA 4552  |       |      |  |       |      |   |  |  |   |  |  |
| 17.01   |       |      |   |       |      |   |  |  |   |  |  |
| MRPC<br>MRPC-BB 137   |       |      |   |       |      |  |  |  |   |  |  |
| 15.34   |       |      |   |       |      |   |  |  |   |  |  |
| PC  |       |      |  |       |      |   |  |  |   |  |  |
| 13.39   |       |      |   |       |      |   |  |  |   |  |  |
| MRMS_1<br>BOTT_6-AA 2247<br>BOTT_5-AA 2245<br>BOTT_4-AA 2100<br>BOTT_3-AA 2057<br>BOTT_2-AA 2056<br>BOTT_1-AA 2055<br>MRMS_1-BA |       |      |  |       |      |   |  |  |   |  |  |
| 13.82   |       |      |   |       |      |   |  |  |   |  |  |
| MS1   |       |      |   |       |      |  |  |  |   |  |  |
| 9.37  |       |      |   |       |      |   |  |  |   |  |  |
| LFA<br>MRFA-EA 8263   |       |      |   |       |      |   |  |  |  |  |  |
| 9.80  |       |      |   |       |      |   |  |  |   |  |  |
| FA-BA   |       |      |   |       |      |  |  |  |   |  |  |
| 7.82  |       |      |   |       |      |   |  |  |   |  |  |



Client: Woodside Energy Ltd

Well: Thylacine South-1

Field: Thylacine

State: Tasmania

Country: Australia

Rig Name: Maersk Guardian

Reference Datum: Least Astronomic Tide

Elevation: 50.5 m

| Production String       | (in)<br>OD | (m)<br>ID | MD   | Well Schematic | (m)<br>MD | (in)<br>OD | ID | Casing String    |
|-------------------------|------------|-----------|------|----------------|-----------|------------|----|------------------|
| Derrick Floor Elevation |            |           | 50.5 |                |           |            |    | Casing String    |
| Mean Sea Level          |            |           | 99.3 |                | 217.0     | 26.000     |    | Casing Shoe      |
|                         |            |           |      |                | 633.0     | 18.625     |    | Casing Shoe      |
|                         |            |           |      |                | 633.0     | 12.250     |    | Borehole Segment |



Client: Woodside Energy Ltd

Field: Thylacine South

Well: Thylacine South-1

Run date: 8-Apr-2006

Tool: MRPS\_1-

Probe Type: Conventional probe

Gauge: BQP1

Gauge Resolution: 0.010 psi

| Test | File | Depth   | TVD     | Drawdown          | Mud Pressure   |               | Last read             | Formation        | Test Type                    |
|------|------|---------|---------|-------------------|----------------|---------------|-----------------------|------------------|------------------------------|
|      |      | M       | M       | Mobility<br>MD/CP | Before<br>PSIA | After<br>PSIA | build-up Pres<br>PSIA | Pressure<br>PSIA |                              |
| 33   | 98   | 3012.46 | 2371.10 | 27.38             | 4261.67        | 4261.90       | 3402.98               | 3402.98          | Volumetric Limited draw-down |
| 34   | 99   | 3019.89 | 2377.21 |                   | 4273.25        | 4272.78       | 653.69                | 653.69           | Dry Test                     |
| 36   | 100  | 3026.53 | 2382.71 | 0.47              | 4282.54        | 4284.11       | 3429.57               | 3429.57          | Volumetric Limited draw-down |
| 38   | 101  | 3060.21 | 2410.92 | 957.93            | 4330.95        | 4229.45       | 3474.93               | 3474.93          | Volumetric Limited draw-down |
| 42   | 104  | 3060.02 | 2410.77 | 137.58            | 4344.78        | 4339.49       | 3474.61               | 3474.61          | Volumetric Limited draw-down |
| 43   | 105  | 3068.07 | 2417.54 | 3.17              | 4346.69        | 4348.59       | 3475.88               | 3475.88          | Volumetric Limited draw-down |
| 45   | 106  | 3073.04 | 2421.74 | 9.47              | 4360.02        | 4355.20       | 3477.23               | 3477.23          | Volumetric Limited draw-down |
| 47   | 107  | 3078.03 | 2425.96 | 113.55            | 4366.54        | 4361.94       | 3478.26               | 3478.26          | Volumetric Limited draw-down |
| 49   | 108  | 3086.00 | 2432.70 | 93.59             | 4375.17        | 4371.52       | 3484.89               | 3484.89          | Volumetric Limited draw-down |
| 51   | 109  | 3088.02 | 2434.42 | 171.73            | 4380.92        | 4376.31       | 3487.13               | 3487.13          | Volumetric Limited draw-down |
| 53   | 110  | 3095.17 | 2440.50 | 11.48             | 4388.88        | 4385.71       | 3496.52               | 3496.52          | Volumetric Limited draw-down |
| 55   | 111  | 3101.98 | 2446.32 | 64.30             | 4398.35        | 4395.13       | 3503.94               | 3503.94          | Volumetric Limited draw-down |
| 57   | 112  | 3105.53 | 2449.35 | 2.50              | 4403.84        | 4401.56       | 3508.54               | 3508.54          | Volumetric Limited draw-down |
| 58   | 113  | 3112.91 | 2455.68 |                   | 4415.55        | 4412.94       | 2366.24               | 2366.24          | Dry Test                     |
| 60   | 114  | 3113.34 | 2456.05 | 3.77              | 4418.97        | 4414.27       | 3520.74               | 3520.74          | Volumetric Limited draw-down |
| 62   | 115  | 3199.45 | 2531.38 | 68.57             | 4541.41        | 4542.27       | 3621.06               | 3621.06          | Volumetric Limited draw-down |
| 64   | 116  | 3203.96 | 2535.33 | 503.90            | 4554.16        | 4551.35       | 3626.47               | 3626.47          | Volumetric Limited draw-down |
| 66   | 117  | 3207.92 | 2538.81 | 32.32             | 4560.73        | 4558.23       | 3631.16               | 3631.16          | Volumetric Limited draw-down |
| 67   | 119  | 3032.57 | 2387.73 | 0.16              | 4304.49        | 4301.72       | 3398.71               | 3398.71          | Volumetric Limited draw-down |
| 68   | 120  | 3032.40 | 2387.58 |                   | 4303.97        | 4301.96       | 1679.04               | 1679.04          | Dry Test                     |
| 69   | 121  | 3032.00 | 2387.25 | 0.13              | 4302.91        | 4299.21       | 2702.40               | 2702.40          | Volumetric Limited draw-down |
| 71   | 122  | 2972.99 | 2339.12 | 0.16              | 4217.94        | 4212.49       | 3365.72               | 3365.72          | Volumetric Limited draw-down |

Client: Woodside Energy Ltd

Field: Thylacine South

Well: Thylacine South-1

Run date: 8-Apr-2006

Tool: MRPS\_1-

Probe Type: Conventional probe

Gauge: BQP1

Gauge Resolution: 0.010 psi

| Test | File | Depth   | TVD     | Drawdown          | Mud Pressure   |               | Last read             | Formation        | Test Type                    |
|------|------|---------|---------|-------------------|----------------|---------------|-----------------------|------------------|------------------------------|
|      |      | M       | M       | Mobility<br>MD/CP | Before<br>PSIA | After<br>PSIA | build-up Pres<br>PSIA | Pressure<br>PSIA |                              |
| 1    | 74   | 2804.55 | 2206.22 | 0.26              | 3979.26        | 3981.08       | 2736.81               | 2736.81          | Volumetric Limited draw-down |
| 2    | 75   | 2804.01 | 2205.79 | 0.38              | 3979.49        | 3980.84       | 2789.06               | 2789.06          | Volumetric Limited draw-down |

|    |    |         |         |       |         |         |         |         |                              |
|----|----|---------|---------|-------|---------|---------|---------|---------|------------------------------|
| 2  | 75 | 2804.01 | 2205.79 | 0.38  | 3979.49 | 3980.84 | 2789.08 | 2789.08 | Volumetric Limited draw-down |
| 4  | 76 | 2811.52 | 2211.61 | 22.34 | 3989.30 | 3989.69 | 3317.05 | 3317.05 | Volumetric Limited draw-down |
| 5  | 77 | 2821.91 | 2219.67 | 0.61  | 4003.11 | 4003.85 | 2899.39 | 2899.39 | Volumetric Limited draw-down |
| 6  | 79 | 2831.04 | 2226.77 |       | 4013.33 | 4013.37 |         |         | Lost Seal                    |
| 7  | 80 | 2830.01 | 2225.96 |       | 4013.59 | 4013.48 | 1279.06 | 1279.06 | Dry Test                     |
| 8  | 81 | 2835.98 | 2230.60 |       | 4020.02 | 4018.91 |         |         | Lost Seal                    |
| 9  | 82 | 2835.54 | 2230.26 |       | 4020.54 | 4020.34 |         | 4014.78 | Lost Seal                    |
| 11 | 83 | 2874.07 | 2260.38 | 1.18  | 4063.78 | 4066.95 | 3327.77 | 3327.77 | Volumetric Limited draw-down |
| 13 | 84 | 2880.01 | 2265.05 | 0.48  | 4075.20 | 4077.63 | 3322.47 | 3322.47 | Volumetric Limited draw-down |
| 14 | 85 | 2885.17 | 2269.11 |       | 4085.97 | 4085.16 |         | 4085.99 | Lost Seal                    |
| 16 | 86 | 2884.62 | 2268.68 | 0.99  | 4088.31 | 4086.51 | 3329.45 | 3329.45 | Volumetric Limited draw-down |
| 17 | 87 | 2916.06 | 2293.55 |       | 4124.00 | 4123.91 | 384.15  | 384.15  | Dry Test                     |
| 18 | 88 | 2917.45 | 2294.66 |       | 4130.04 | 4128.75 | 1307.61 | 1307.61 | Dry Test                     |
| 19 | 89 | 2919.14 | 2296.00 |       | 4134.42 | 4132.90 | 795.39  | 795.39  | Dry Test                     |
| 21 | 90 | 2936.06 | 2309.52 | 7.89  | 4153.24 | 4153.28 | 3341.04 | 3341.04 | Volumetric Limited draw-down |
| 23 | 92 | 2951.10 | 2321.56 | 0.90  | 4175.39 | 4177.02 | 3344.77 | 3344.77 | Volumetric Limited draw-down |
| 25 | 93 | 2959.18 | 2328.03 | 1.12  | 4187.75 | 4188.76 | 3347.75 | 3347.75 | Volumetric Limited draw-down |
| 27 | 94 | 2967.96 | 2335.08 | 0.46  | 4201.08 | 4200.92 | 3375.09 | 3375.09 | Volumetric Limited draw-down |
| 28 | 95 | 2980.53 | 2345.18 |       | 4218.28 | 4216.33 | 799.87  | 799.87  | Dry Test                     |
| 29 | 96 | 2981.49 | 2345.96 |       | 4222.54 | 4220.07 |         |         | Lost Seal                    |
| 31 | 97 | 2996.19 | 2357.82 | 8.65  | 4238.84 | 4238.85 | 3393.90 | 3393.90 | Volumetric Limited draw-down |

Schlumberger

## Formation Pressure Plots

MAXIS Field Log

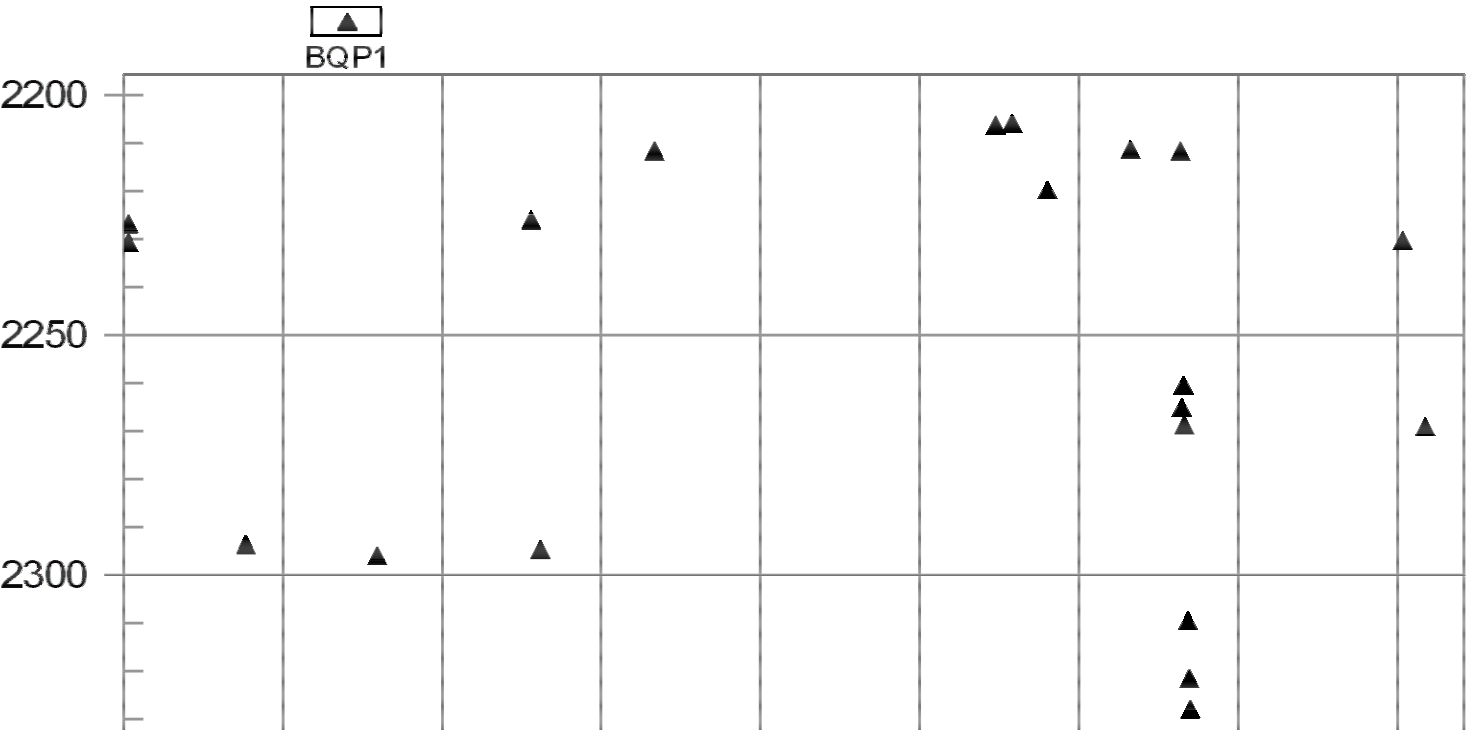
# Depth vs. Formation Pressure

8-Apr-2005

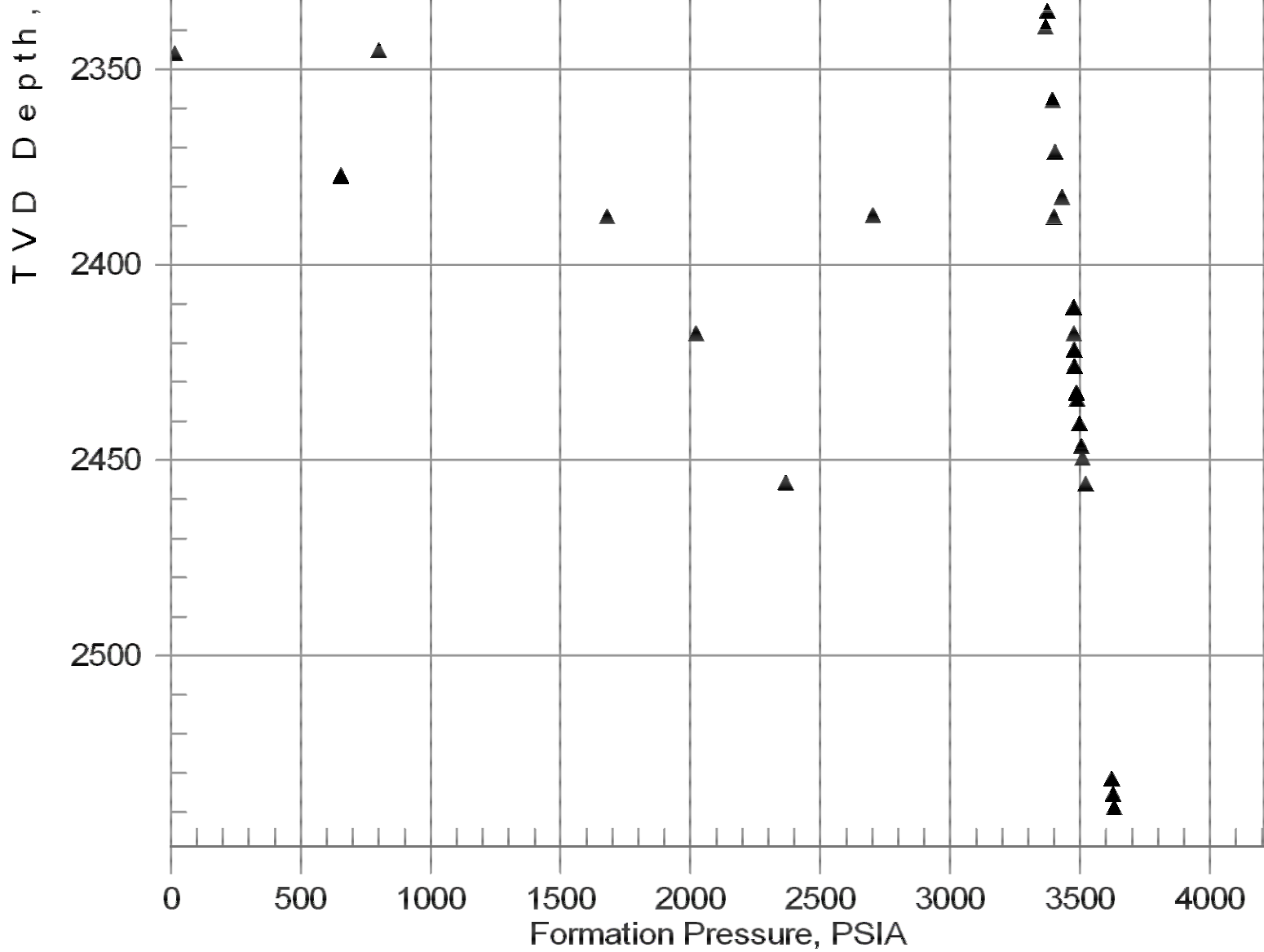
Woodside Energy Ltd

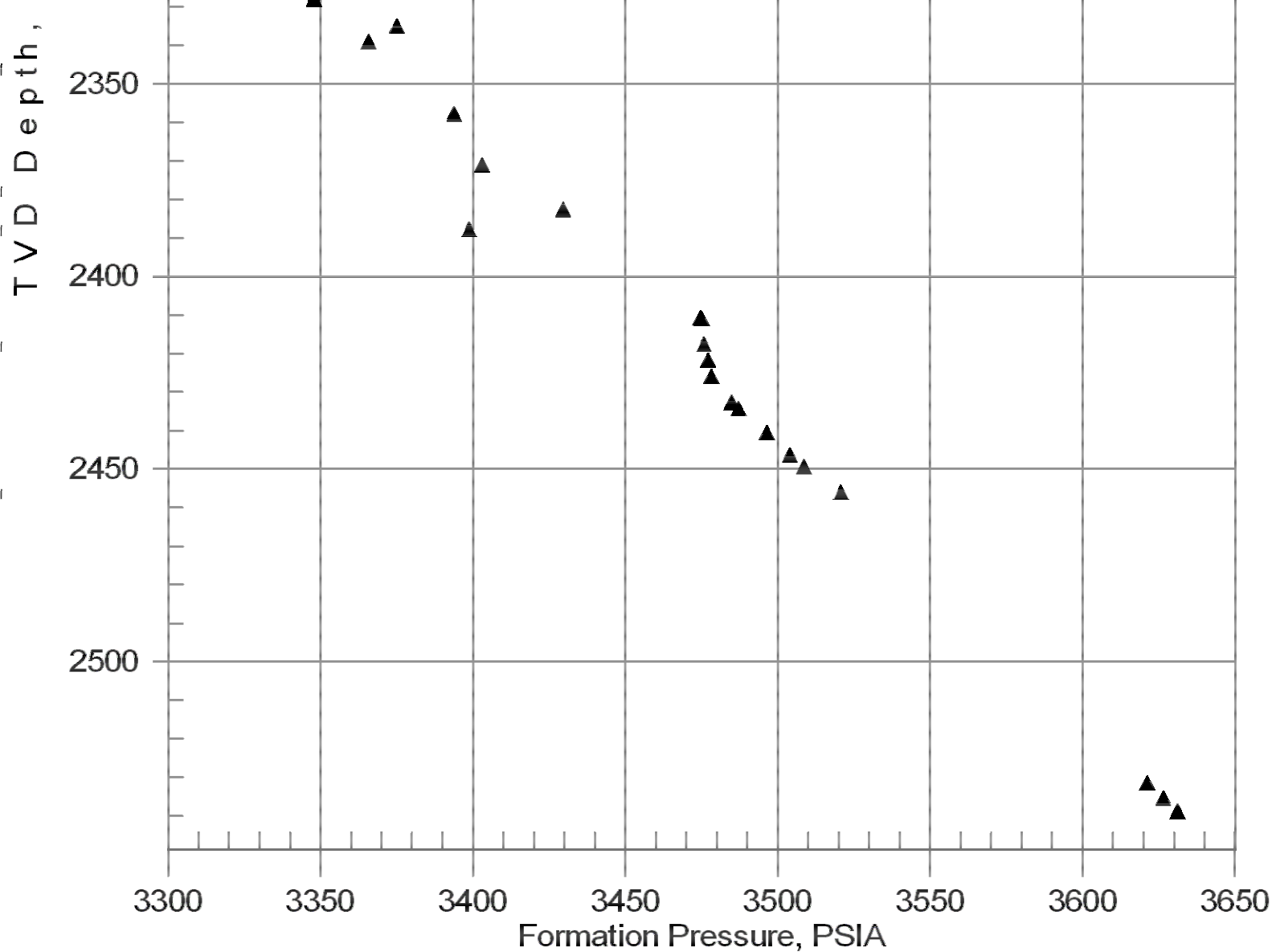
Thylacine

Thylacine South-1









**Schlumberger**

## Formation Mobility Plot

MAXIS Field Log

## Depth vs. Mobility

8-Apr-2005


Woodside Energy Ltd

Thylacine

Thylacine South-1

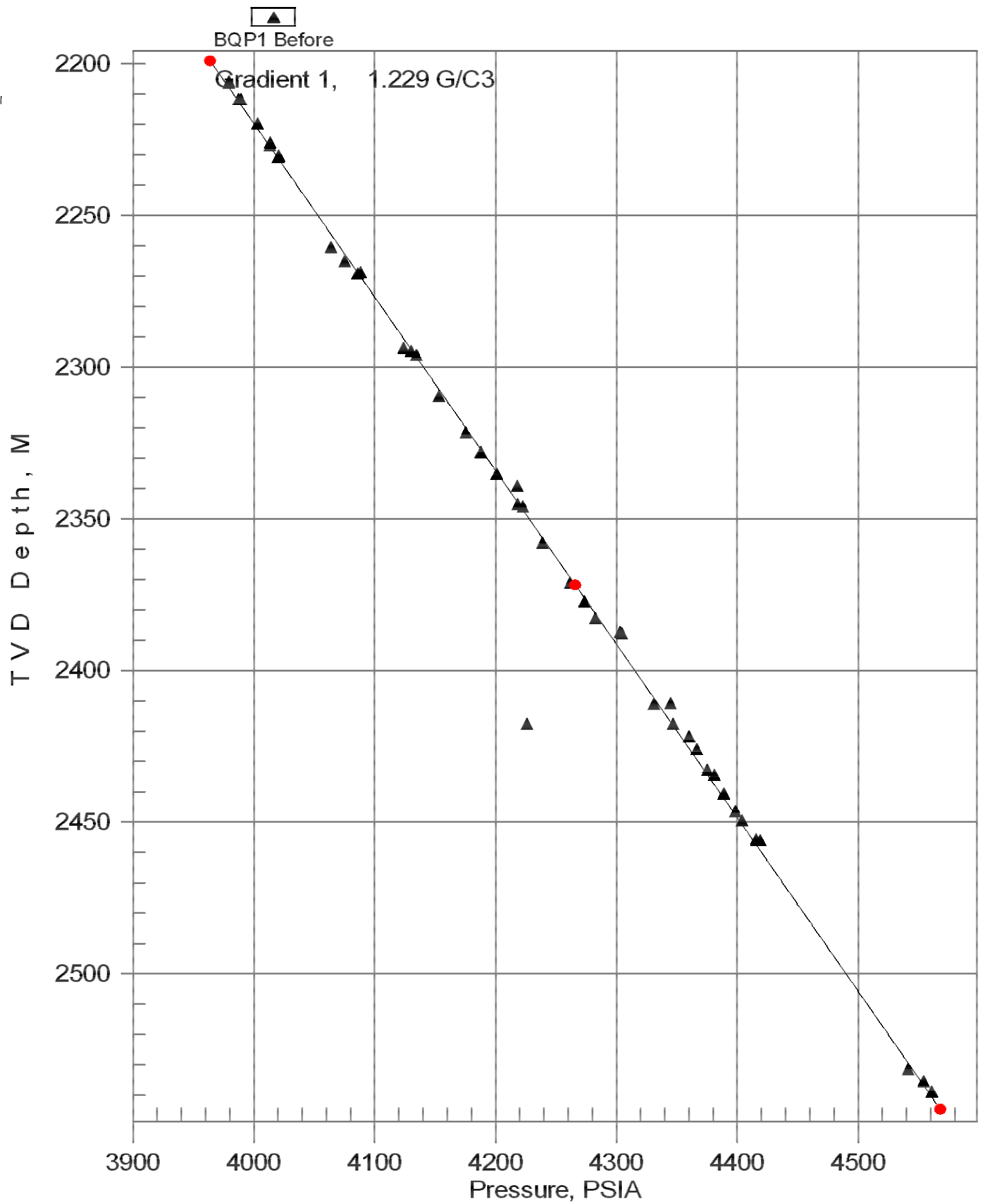
▲  
BQP1

2200





Thylacine  
Thylacine South-1



MAXIS Field Log

## WFTI INCLINOMETRY LIST

Meas. Tie Depth : 150.0 M True Vert. Tie Depth: 150.0 M |

| Measured<br>Depth<br>(M ) | Deviation<br>(DEG) | Azimuth<br>Depth<br>(DEG) | True Vertical<br>Depth<br>(M ) |
|---------------------------|--------------------|---------------------------|--------------------------------|
|---------------------------|--------------------|---------------------------|--------------------------------|

|        |       |        |        |
|--------|-------|--------|--------|
| 150.0  | 0.00  | 0.00   | 150.0  |
| 226.2  | 0.42  | 43.55  | 226.2  |
| 255.1  | 0.96  | 220.96 | 255.1  |
| 284.0  | 2.66  | 155.31 | 284.0  |
| 313.0  | 2.14  | 162.30 | 312.9  |
| 341.9  | 3.55  | 171.66 | 341.8  |
| 370.8  | 3.93  | 170.22 | 370.7  |
| 399.8  | 3.24  | 173.19 | 399.6  |
| 428.7  | 4.39  | 168.71 | 428.5  |
| 457.6  | 2.85  | 179.35 | 457.3  |
| 486.6  | 3.24  | 186.06 | 486.2  |
| 515.5  | 2.78  | 184.56 | 515.1  |
| 544.5  | 1.80  | 179.31 | 544.1  |
| 573.4  | 3.58  | 179.65 | 572.9  |
| 602.0  | 3.46  | 176.60 | 601.5  |
| 647.1  | 4.90  | 175.52 | 646.5  |
| 676.1  | 7.93  | 161.08 | 675.2  |
| 705.0  | 10.98 | 147.04 | 703.8  |
| 733.9  | 13.71 | 145.38 | 732.0  |
| 762.9  | 15.72 | 147.39 | 760.0  |
| 791.8  | 19.87 | 149.32 | 787.6  |
| 819.8  | 23.63 | 149.63 | 813.5  |
| 848.7  | 27.19 | 147.27 | 839.7  |
| 877.2  | 30.34 | 145.99 | 864.6  |
| 905.6  | 32.85 | 145.70 | 888.9  |
| 934.5  | 35.16 | 144.33 | 912.8  |
| 963.5  | 37.68 | 144.11 | 936.1  |
| 992.4  | 40.93 | 147.56 | 958.5  |
| 1021.3 | 43.93 | 149.18 | 979.9  |
| 1050.3 | 46.85 | 148.81 | 1000.2 |
| 1079.2 | 47.35 | 148.05 | 1019.9 |
| 1108.2 | 48.49 | 146.90 | 1039.3 |
| 1137.2 | 46.18 | 146.53 | 1058.9 |
| 1166.1 | 45.93 | 146.35 | 1079.0 |
| 1195.0 | 46.58 | 146.75 | 1099.0 |
| 1224.0 | 46.96 | 146.70 | 1118.9 |
| 1252.9 | 47.22 | 147.01 | 1138.5 |
| 1281.4 | 47.41 | 145.81 | 1157.9 |
| 1310.3 | 47.20 | 144.90 | 1177.5 |
| 1339.3 | 47.38 | 145.08 | 1197.1 |
| 1368.2 | 47.81 | 145.07 | 1216.6 |

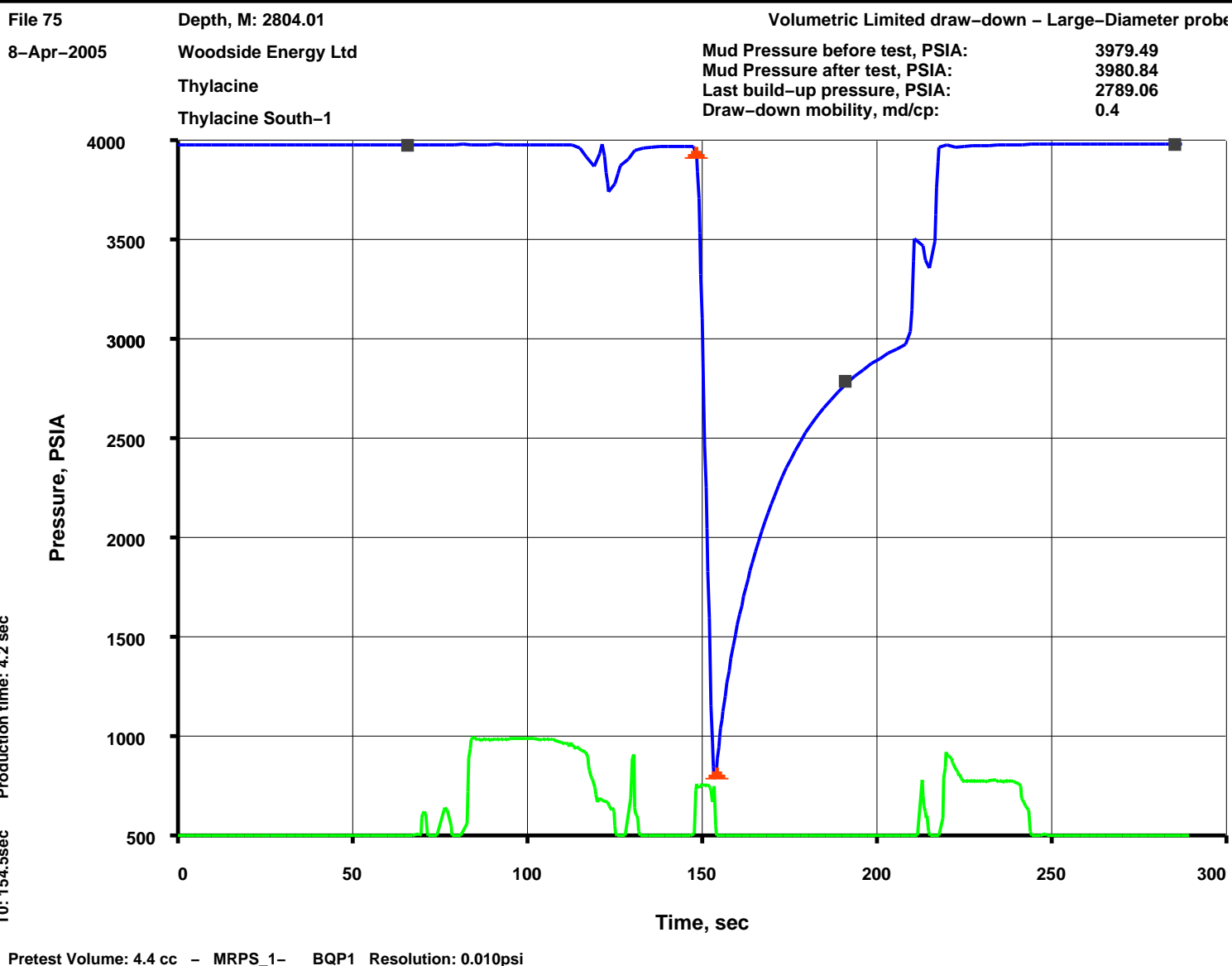
|        |       |        |        |
|--------|-------|--------|--------|
| 1397.1 | 47.46 | 145.19 | 1236.1 |
| 1426.1 | 46.36 | 145.56 | 1255.9 |
| 1455.0 | 46.10 | 146.53 | 1275.9 |
| 1483.7 | 45.78 | 146.61 | 1295.8 |
| 1512.2 | 45.74 | 146.90 | 1315.7 |
| 1540.6 | 46.03 | 147.73 | 1335.5 |
| 1569.6 | 46.93 | 149.41 | 1355.5 |
| 1598.6 | 47.23 | 149.29 | 1375.2 |
| 1627.5 | 47.18 | 149.29 | 1394.9 |
| 1656.4 | 47.34 | 148.93 | 1414.4 |
| 1685.3 | 47.39 | 148.74 | 1434.1 |
| 1713.5 | 47.55 | 148.35 | 1453.1 |
| 1742.0 | 48.02 | 146.65 | 1472.3 |
| 1770.5 | 47.79 | 145.26 | 1491.3 |
| 1799.0 | 47.53 | 144.71 | 1510.6 |
| 1827.5 | 47.62 | 144.67 | 1529.8 |
| 1856.5 | 46.37 | 144.65 | 1549.5 |
| 1885.3 | 47.16 | 145.68 | 1569.3 |
| 1914.2 | 45.88 | 145.05 | 1589.2 |
| 1943.2 | 45.66 | 145.11 | 1609.4 |
| 1972.1 | 46.19 | 144.68 | 1629.5 |
| 2001.1 | 46.59 | 145.31 | 1649.5 |
| 2030.0 | 47.13 | 146.73 | 1669.3 |
| 2059.0 | 47.10 | 147.37 | 1689.0 |
| 2087.9 | 47.47 | 146.74 | 1708.6 |
| 2116.8 | 47.42 | 146.02 | 1728.1 |
| 2145.8 | 47.15 | 145.56 | 1747.8 |
| 2174.8 | 46.93 | 145.41 | 1767.6 |
| 2204.7 | 47.92 | 145.40 | 1787.8 |
| 2233.6 | 47.26 | 145.40 | 1807.3 |
| 2262.6 | 47.64 | 145.57 | 1826.9 |
| 2291.5 | 47.60 | 144.17 | 1846.4 |
| 2320.5 | 47.77 | 143.79 | 1865.9 |
| 2349.4 | 47.96 | 144.40 | 1885.3 |
| 2378.3 | 47.84 | 144.18 | 1904.7 |
| 2407.2 | 47.76 | 144.38 | 1924.1 |
| 2436.2 | 47.15 | 143.88 | 1943.7 |
| 2465.1 | 46.65 | 143.70 | 1963.5 |
| 2494.0 | 46.60 | 144.36 | 1983.3 |
| 2522.9 | 46.25 | 144.47 | 2003.2 |
| 2551.8 | 46.64 | 145.01 | 2023.2 |
| 2580.8 | 46.08 | 145.26 | 2043.1 |
| 2609.7 | 45.35 | 146.13 | 2063.4 |
| 2638.6 | 44.82 | 145.33 | 2083.7 |
| 2667.6 | 44.06 | 143.92 | 2104.4 |
| 2696.5 | 43.48 | 142.57 | 2125.3 |
| 2725.5 | 42.56 | 142.25 | 2146.5 |
| 2754.4 | 41.41 | 140.26 | 2168.0 |
| 2783.3 | 40.08 | 139.76 | 2189.9 |
| 2812.3 | 39.15 | 138.60 | 2212.2 |
| 2841.2 | 38.90 | 138.64 | 2234.7 |
| 2870.1 | 38.25 | 138.34 | 2257.3 |
| 2899.0 | 37.82 | 138.19 | 2280.0 |
| 2927.9 | 36.91 | 137.68 | 2303.0 |
| 2956.9 | 36.71 | 137.53 | 2326.2 |
| 2985.8 | 36.39 | 137.01 | 2349.5 |
| 3014.8 | 34.71 | 135.83 | 2373.0 |
| 3043.7 | 32.86 | 134.17 | 2397.1 |
| 3072.6 | 32.46 | 132.91 | 2421.4 |
| 3101.6 | 31.33 | 131.55 | 2446.0 |
| 3129.8 | 29.56 | 130.15 | 2470.3 |

|        |       |        |        |
|--------|-------|--------|--------|
| 3158.8 | 28.45 | 135.63 | 2495.7 |
| 3187.8 | 28.52 | 141.23 | 2521.1 |
| 3216.7 | 28.85 | 150.16 | 2546.5 |

**Schlumberger**

## Pretest @ 2804.0 mMD

MAXIS Field Log



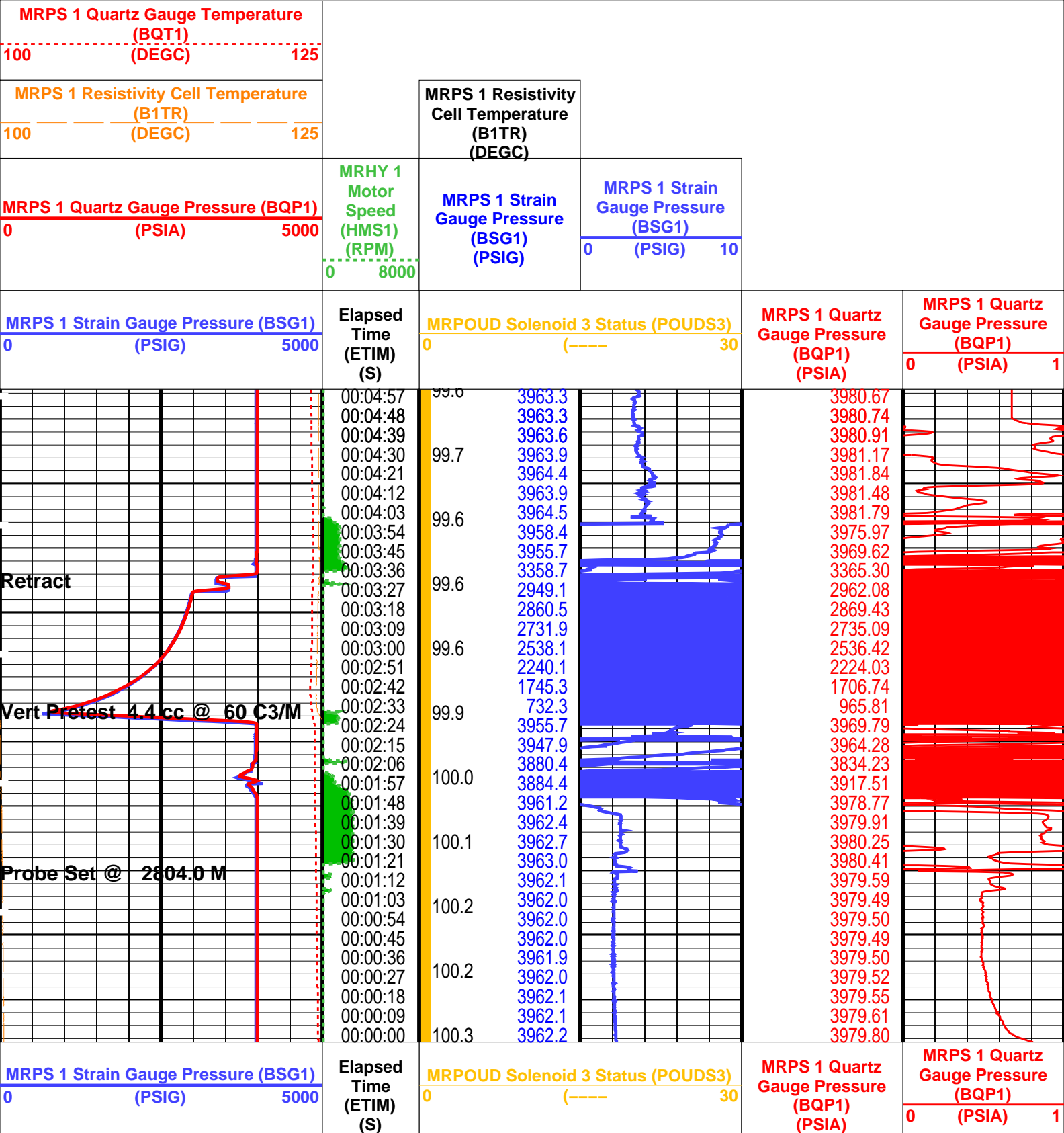
## Output DLIS Files

|         |                            |       |          |                   |          |       |
|---------|----------------------------|-------|----------|-------------------|----------|-------|
| DEFAULT | MDT_OFA_correlation_075LTP | FN:98 | PRODUCER | 08-Apr-2006 12:18 | 2804.0 M | 0.8 M |
| MDT_TLC | MDT_OFA_correlation_075LTP | FN:99 | PRODUCER | 08-Apr-2006 12:18 | 2804.0 M | 0.8 M |

|                  |  |
|------------------|--|
| Elapsed Time (s) | Event Summary  |
| 214.8            | Retract Single Probe Module (MRPS) 1                       |
| 144.0            | Vert Pretest 4.4 cc @ 60 C3/M Single Probe Module (MRPS) 1 |
| 78.9             | Probe Set @ 2804.0 M Single Probe Module (MRPS) 1          |

PIP SUMMARY

Time Mark Every 60 S





|  |   |  |  |
|--|---|--|--|
| <b>MRPS 1 Quartz Gauge Pressure (BQP1)</b><br><b>0 (PSIA) 5000</b>         | <b>MRHY 1 Motor Speed (HMS1) (RPM)</b><br><b>0 8000</b> | <b>MRPS 1 Strain Gauge Pressure (BSG1) (PSIG)</b>        | <b>MRPS 1 Strain Gauge Pressure (BSG1)</b><br><b>0 (PSIG) 10</b> |
| <b>MRPS 1 Resistivity Cell Temperature (B1TR) (DEGC)</b><br><b>100 125</b> |   | <b>MRPS 1 Resistivity Cell Temperature (B1TR) (DEGC)</b> |  |
| <b>MRPS 1 Quartz Gauge Temperature (BQT1) (DEGC)</b><br><b>100 125</b>     |   |  |  |

#### PIP SUMMARY

Time Mark Every 60 S

Format: MRPS\_1\_SGQG\_Station

Vertical Scale: 1" per 60S

Graphics File Created: 08-Apr-2006 12:18

### OP System Version: 14C0-302

MCM

|         |            |        |            |
|---------|------------|--------|------------|
| MRPS_1  | unofficial | MRHY_1 | unofficial |
| MRPO_UD | unofficial | LFA    | unofficial |
| MRMS_1  | unofficial | MRPC   | unofficial |
| SGT-L   | unofficial | TCC-B  | unofficial |
| ACTS-B1 | unofficial |        |            |

### Output DLIS Files

|         |                            |       |          |                   |
|---------|----------------------------|-------|----------|-------------------|
| DEFAULT | MDT_OFA_correlation_075LTP | FN:98 | PRODUCER | 08-Apr-2006 12:18 |
| MDT_TLC | MDT_OFA_correlation_075LTP | FN:99 | PRODUCER | 08-Apr-2006 12:18 |

**Schlumberger**

**Pretest @ 2804.5 mMD**

MAXIS Field Log

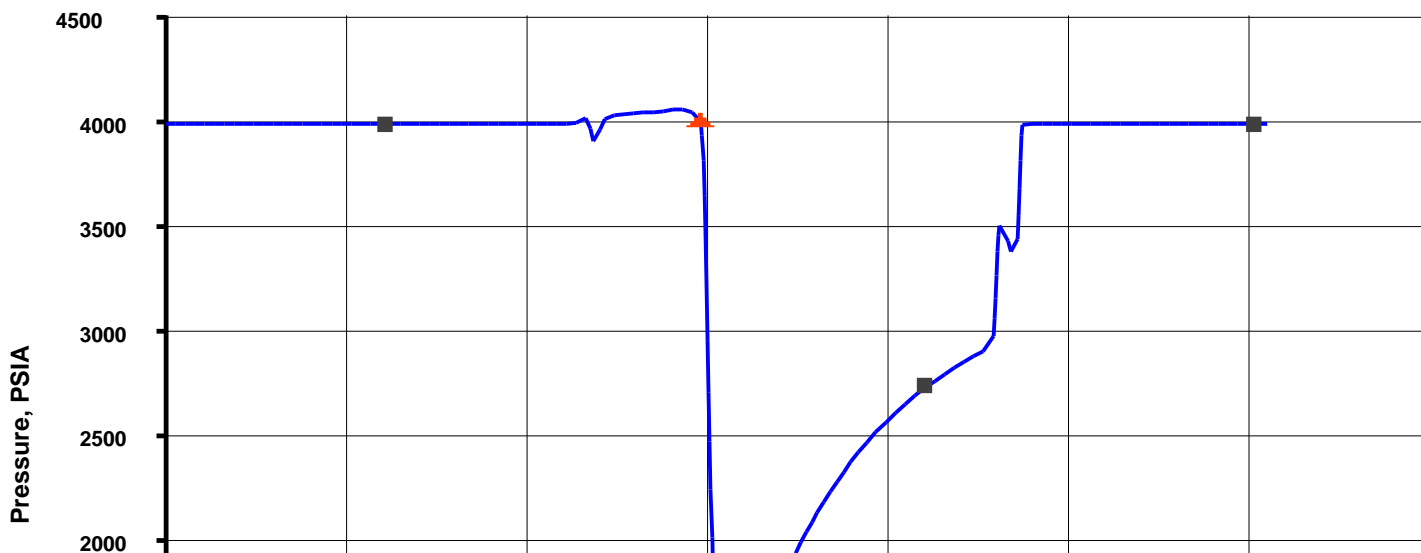
File 74      Depth, M: 2804.55      Volumetric Limited draw-down – Large-Diameter probe

8-Apr-2005      Woodside Energy Ltd      Mud Pressure before test, PSIA: 3979.26

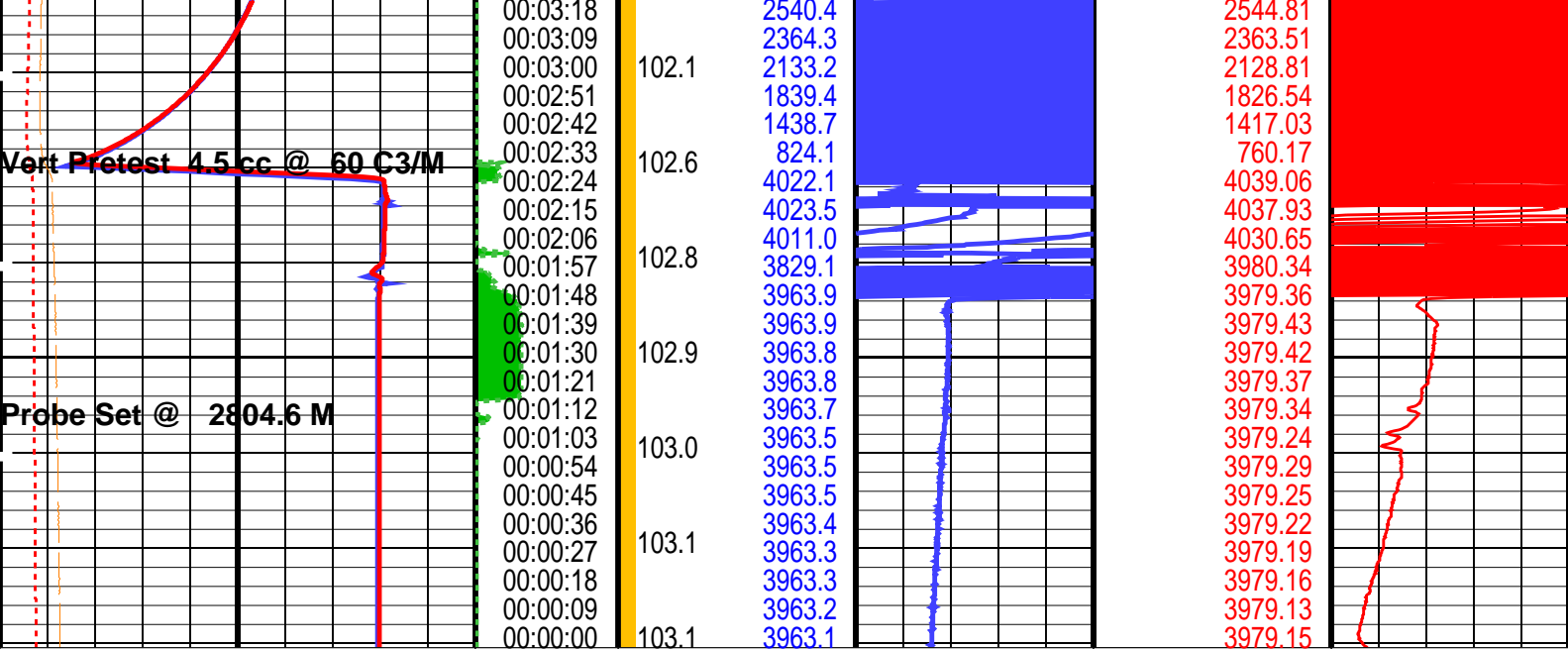
Thylacine      Mud Pressure after test, PSIA: 3981.08

Thylacine South-1      Last build-up pressure, PSIA: 2736.81

Draw-down mobility, md/cp: 0.3







|   |  |   |  |   |  |   |  |   |  |
|---|--|---|--|---|--|---|--|---|--|
| MRPS 1 Strain Gauge Pressure (BSG1)<br>(PSIG) 0 5000      |  | Elapsed Time (ETIM) (S)                           |  | MRPOUD Solenoid 3 Status (POUDS3)<br>(-----) 0 30 |  | MRPS 1 Quartz Gauge Pressure (BQP1) (PSIA)                |  | MRPS 1 Quartz Gauge Pressure (BQP1) (PSIA) 0 1        |  |
| MRPS 1 Quartz Gauge Pressure (BQP1) (PSIA) 0 5000         |  | MRHY 1 Motor Speed (HMS1) (RPM) 0 8000            |  | MRPS 1 Strain Gauge Pressure (BSG1) (PSIG) 0 10   |  | MRPS 1 Resistivity Cell Temperature (B1TR) (DEGC) 100 125 |  | MRPS 1 Quartz Gauge Temperature (BQT1) (DEGC) 100 125 |  |
| MRPS 1 Resistivity Cell Temperature (B1TR) (DEGC) 100 125 |  | MRPS 1 Resistivity Cell Temperature (B1TR) (DEGC) |  |   |  |   |  |   |  |

PIP SUMMARY

Time Mark Every 60 S

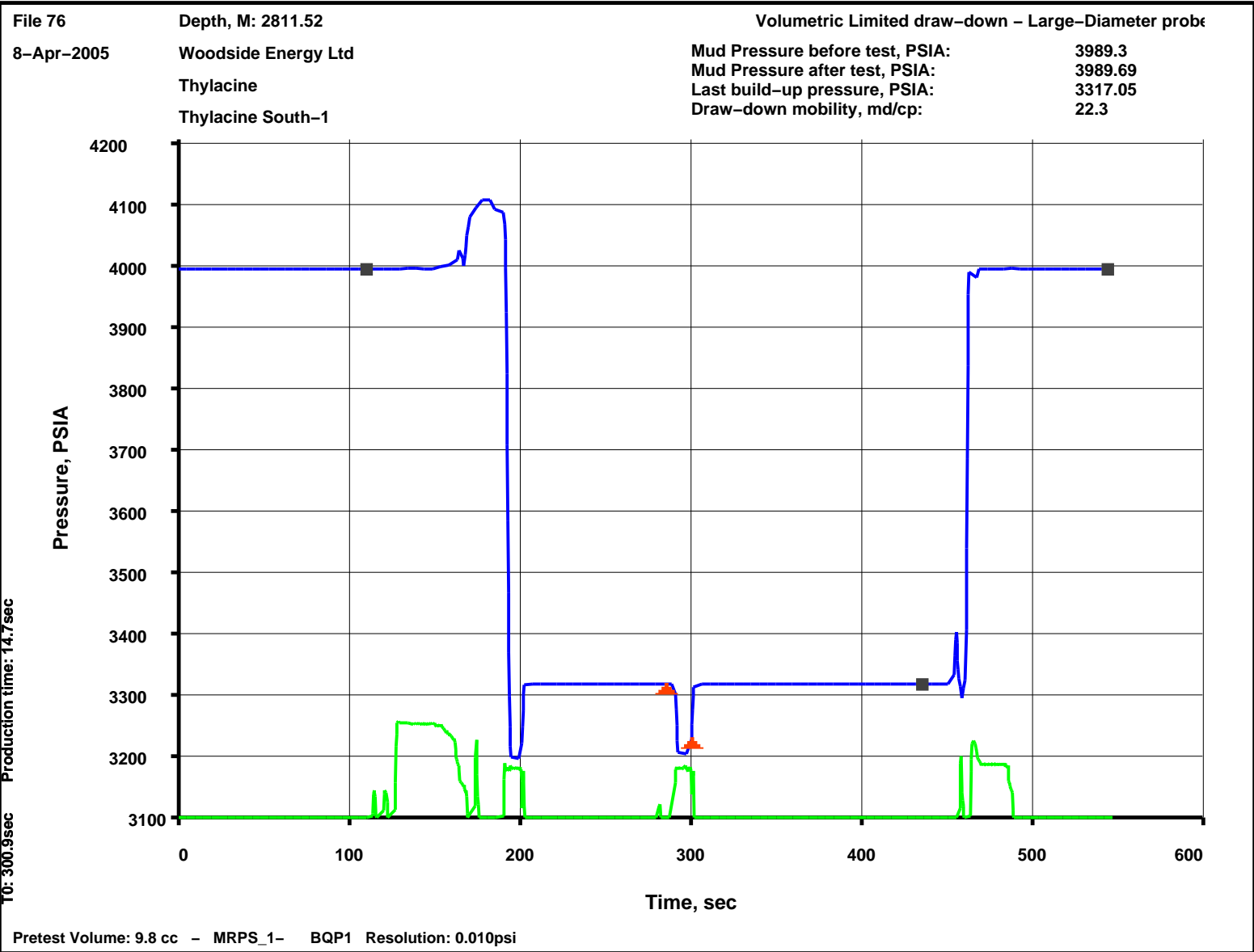
Format: MRPS\_1\_SGQG\_Station Vertical Scale: 1" per 60S Graphics File Created: 08-Apr-2006 11:56

OP System Version: 14C0-302

MCM

|         |            |        |            |
|---------|------------|--------|------------|
| MRPS_1  | unofficial | MRHY_1 | unofficial |
| MRPO_UD | unofficial | LFA    | unofficial |
| MRMS_1  | unofficial | MRPC   | unofficial |
| SGT-L   | unofficial | TCC-B  | unofficial |
| ACTS-B1 | unofficial |        |            |

|                   |                            |       |          |                   |  |
|-------------------|----------------------------|-------|----------|-------------------|--|
| Output DLIS Files |                            |       |          |                   |  |
| DEFAULT           | MDT_OFA_correlation_074LTP | FN:96 | PRODUCER | 08-Apr-2006 11:56 |  |
| MDT_TLC           | MDT_OFA_correlation_074LTP | FN:97 | PRODUCER | 08-Apr-2006 11:56 |  |



| Output DLIS Files |                            |        |          |                   |  |
|-------------------|----------------------------|--------|----------|-------------------|--|
| DEFAULT           | MDT_OFA_correlation_076LTP | FN:100 | PRODUCER | 08-Apr-2006 12:27 |  |
| MDT_TLC           | MDT_OFA_correlation_076LTP | FN:101 | PRODUCER | 08-Apr-2006 12:28 |  |

| Elapsed Time (s) | Event Summary  |
|------------------|--|
| 459.9            | Retract Single Probe Module (MRPS) 1                       |
| 286.2            | Vert Pretest 9.8 cc @ 60 C3/M Single Probe Module (MRPS) 1 |
| 186.3            | Vert Pretest 9.9 cc @ 60 C3/M Single Probe Module (MRPS) 1 |
| 123.3            | Probe Set @ 2811.5 M Single Probe Module (MRPS) 1          |

PIP SUMMARY

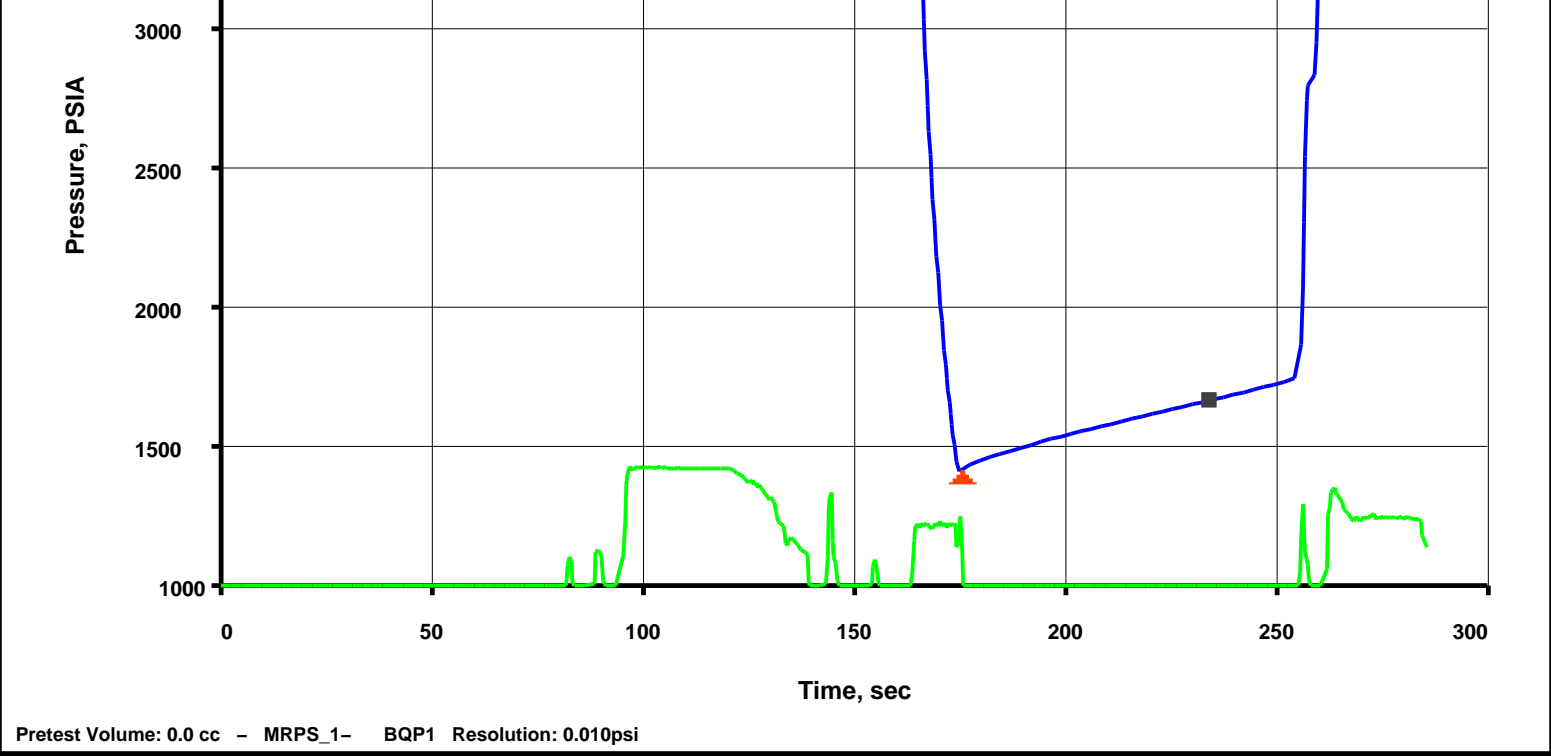
Time Mark Every 60 S

MRPS 1 Quartz Gauge Temperature (BQT1) (DEGC)

100125

[illegible]



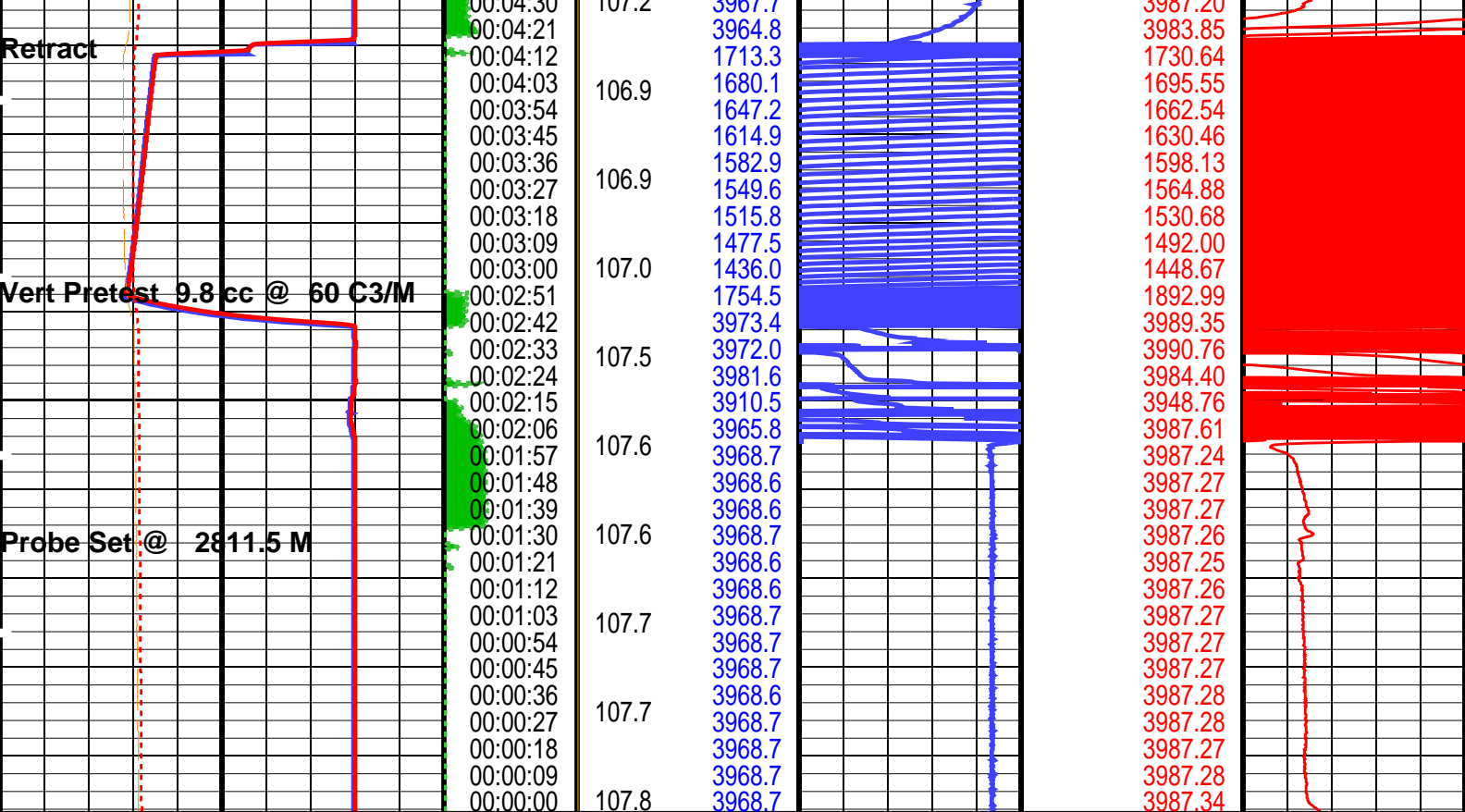


| Output DLIS Files |                            |        |          |                   |          |       |
|-------------------|----------------------------|--------|----------|-------------------|----------|-------|
| DEFAULT           | MDT_OFA_correlation_124LTP | FN:195 | PRODUCER | 09-Apr-2006 05:27 | 2811.5 M | 0.8 M |
| MDT_TLC           | MDT_OFA_correlation_124LTP | FN:196 | PRODUCER | 09-Apr-2006 05:27 | 2811.5 M | 0.8 M |

| Elapsed Time (s) | Event Summary  |
|------------------|--|
| 258.0            | Retract Single Probe Module (MRPS) 1                       |
| 159.6            | Vert Pretest 9.8 cc @ 60 C3/M Single Probe Module (MRPS) 1 |
| 91.2             | Probe Set @ 2811.5 M Single Probe Module (MRPS) 1          |

PIP SUMMARY

|   |      |   |  |  |  |  |
|---|------|---|--|--|--|--|
| Time Mark Every 60 S                              |      |   |  |  |  |  |
| MRPS 1 Quartz Gauge Temperature (BQT1) (DEGC)     |      |   |  |  |  |  |
| 100   | 125  |   |  |  |  |  |
| MRPS 1 Resistivity Cell Temperature (B1TR) (DEGC) |      | MRPS 1 Resistivity Cell Temperature (B1TR) (DEGC) |  |  |  |  |
| 100   | 125  |   |  |  |  |  |
| MRPS 1 Quartz Gauge Pressure (BQP1) (PSIA)        |      | MRHY 1 Motor Speed (HMS1) (RPM)                   | MRPS 1 Strain Gauge Pressure (BSG1) (PSIG) | MRPS 1 Strain Gauge Pressure (BSG1) (PSIG) |  |  |
| 0   | 5000 |   |  | 0  | 10   |  |
| MRPS 1 Strain Gauge Pressure (BSG1) (PSIG)        |      | Elapsed Time (ETIM) (S)                           | MRPOUD Solenoid 3 Status (POUDS3) (-----)  |  | MRPS 1 Quartz Gauge Pressure (BQP1) (PSIA) | MRPS 1 Quartz Gauge Pressure (BQP1) (PSIA) |
| 0   | 5000 |   | 0  | 30   |  | 0 1  |
|   |      | 00:04:37  | 3986.3                                     |  | 3987.24                                    |  |
|   |      | 00:04:48  | 3968.4                                     |  | 3987.24                                    |  |
|   |      | 00:04:39  | 3968.3                                     |  | 3987.28                                    |  |
|   |      | 00:04:30  | 3967.7                                     |  | 3987.20                                    |  |



|  |  |  |  |  |  |
|--|--|--|--|--|--|
| <b>MRPS 1 Strain Gauge Pressure (BSG1)</b><br>0 (PSIG) 5000                |  | <b>Elapsed Time (ETIM) (S)</b><br>0 (-----) 30                             |  | <b>MRPS 1 Quartz Gauge Pressure (BQP1) (PSIA)</b><br>0 (PSIA) 1        |  |
| <b>MRPS 1 Quartz Gauge Pressure (BQP1) (PSIA)</b><br>0 (PSIA) 5000         |  | <b>MRPS 1 Strain Gauge Pressure (BSG1) (PSIG)</b><br>0 (PSIG) 10           |  | <b>MRPS 1 Quartz Gauge Temperature (BQT1) (DEGC)</b><br>100 (DEGC) 125 |  |
| <b>MRPS 1 Resistivity Cell Temperature (B1TR) (DEGC)</b><br>100 (DEGC) 125 |  | <b>MRPS 1 Strain Gauge Pressure (BSG1) (PSIG)</b><br>0 (PSIG) 10           |  | <b>MRPS 1 Quartz Gauge Temperature (BQT1) (DEGC)</b><br>100 (DEGC) 125 |  |
| <b>MRPS 1 Quartz Gauge Temperature (BQT1) (DEGC)</b><br>100 (DEGC) 125     |  | <b>MRPS 1 Resistivity Cell Temperature (B1TR) (DEGC)</b><br>100 (DEGC) 125 |  | <b>MRPS 1 Quartz Gauge Temperature (BQT1) (DEGC)</b><br>100 (DEGC) 125 |  |

PIP SUMMARY

Time Mark Every 60 S

Format: MRPS\_1\_SGQG\_Station Vertical Scale: 1" per 60S Graphics File Created: 09-Apr-2006 05:26

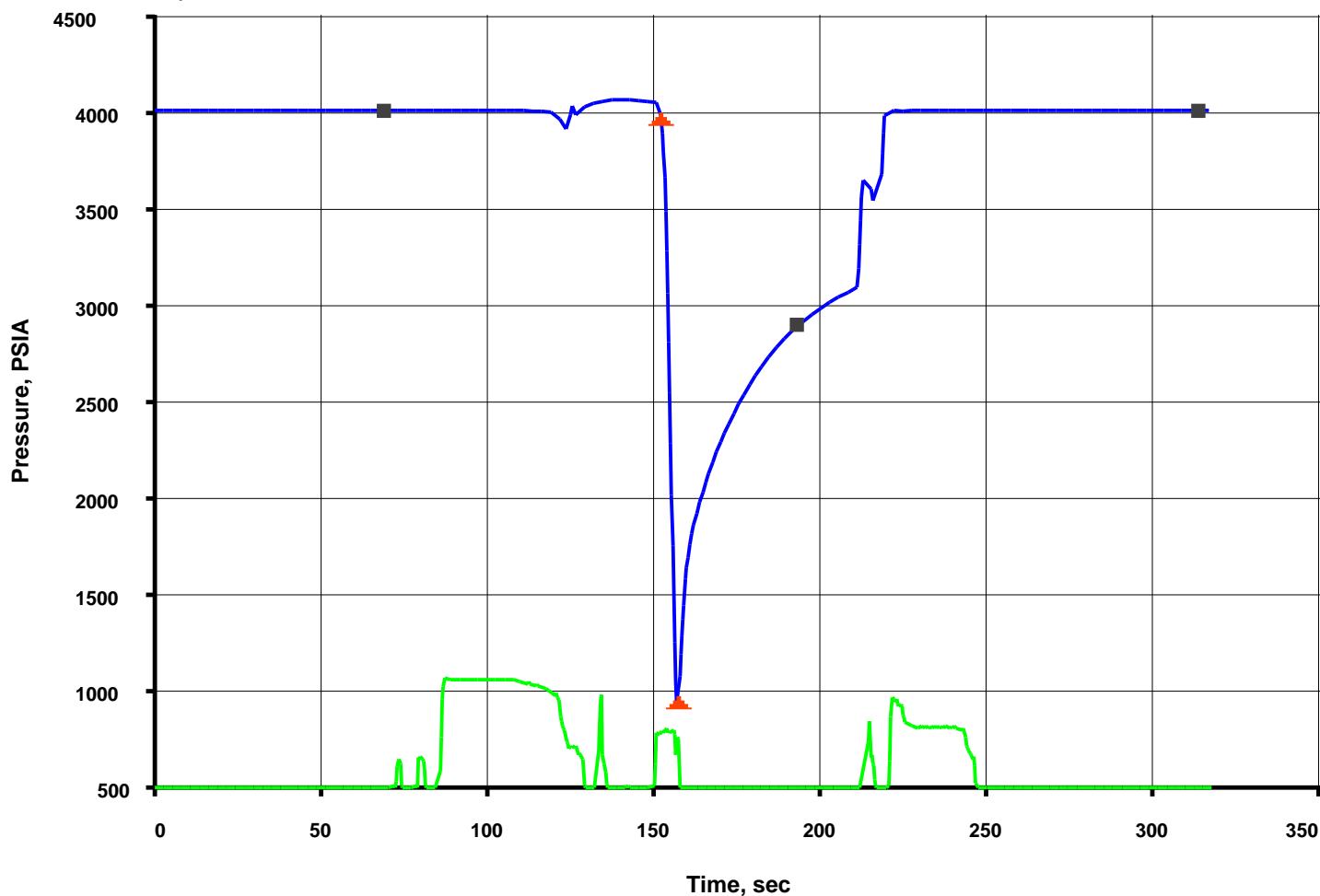
|   |            |        |            |
|---|------------|--------|------------|
| <b>OP System Version: 14C0-302</b><br>MCM |            |        |            |
| MRPS_1                                    | unofficial | MRHY_1 | unofficial |
| MRPO_UD                                   | unofficial | LFA    | unofficial |
| MRMS_1                                    | unofficial | MRPC   | unofficial |
| SGT-L                                     | unofficial | TCC-B  | unofficial |
| ACTS-B1                                   | unofficial |        |            |

|                          |                            |        |                            |
|--------------------------|----------------------------|--------|----------------------------|
| <b>Output DLIS Files</b> |                            |        |                            |
| DEFAULT                  | MDT_OFA_correlation_124LTP | FN:195 | PRODUCER 09-Apr-2006 05:27 |
| MDT_TLC                  | MDT_OFA_correlation_124LTP | FN:196 | PRODUCER 09-Apr-2006 05:27 |



## MAXIS Field Log

File 77      Depth, M: 2821.91      Volumetric Limited draw-down – Large-Diameter probe  
8-Apr-2005      Woodside Energy Ltd      Mud Pressure before test, PSIA: 4003.11  
Thylacine      Mud Pressure after test, PSIA: 4003.85  
Thylacine South-1      Last build-up pressure, PSIA: 2899.39  
Draw-down mobility, md/cp: 0.6



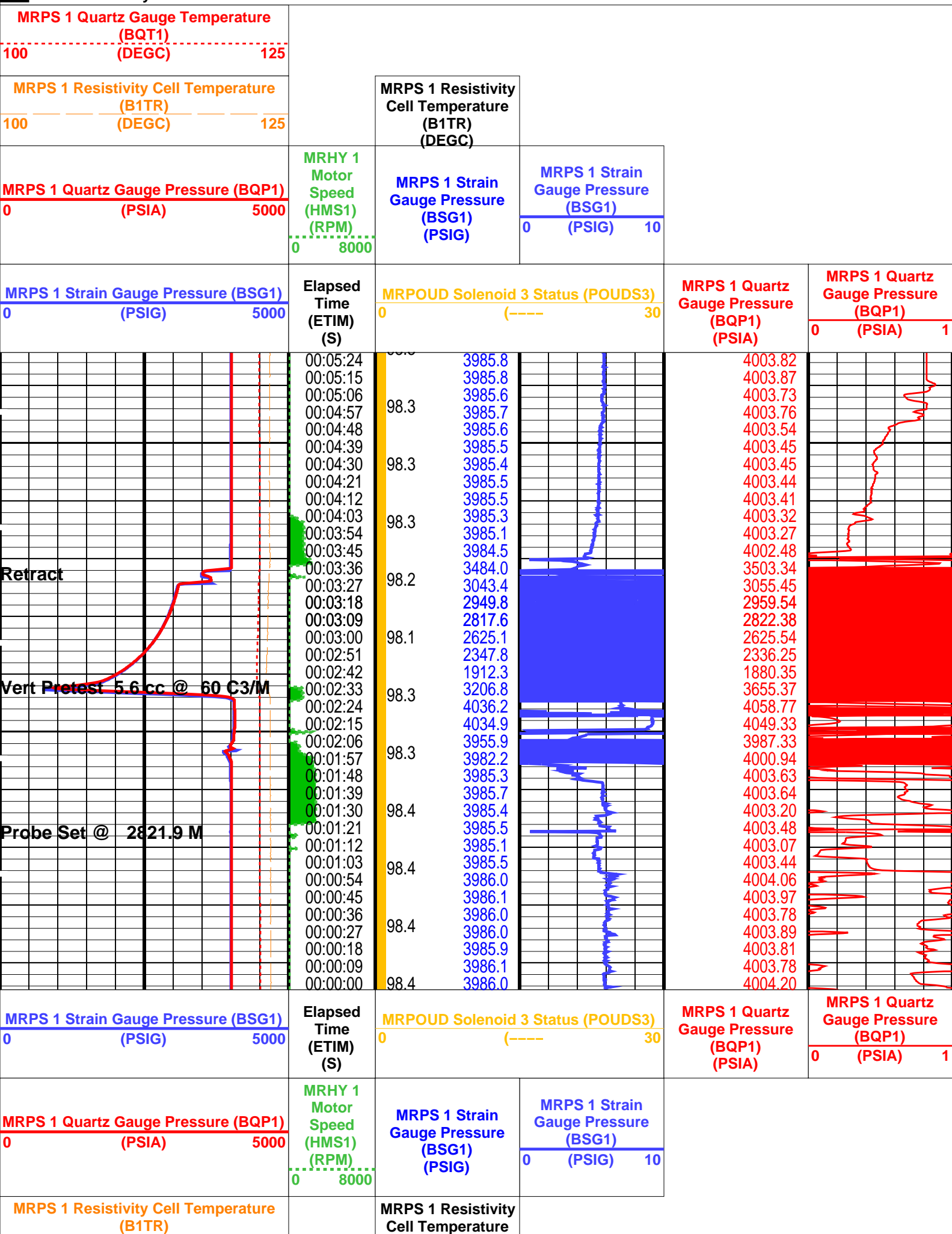
## Output DLIS Files

|         |                            |        |          |                   |
|---------|----------------------------|--------|----------|-------------------|
| DEFAULT | MDT_OFA_correlation_077LTP | FN:102 | PRODUCER | 08-Apr-2006 12:42 |
| MDT_TLC | MDT_OFA_correlation_077LTP | FN:103 | PRODUCER | 08-Apr-2006 12:42 |

| Elapsed Time (s) | Event Summary  |
|------------------|--|
| 216.3            | Retract Single Probe Module (MRPS) 1                       |
| 146.1            | Vert Pretest 5.6 cc @ 60 C3/M Single Probe Module (MRPS) 1 |
| 81.9             | Probe Set @ 2821.9 M Single Probe Module (MRPS) 1          |

# PIP SUMMARY

Time Mark Every 60 S



|  |        |     |
|--|--------|-----|
| 100                                    | (DEGC) | 125 |
| MRPS 1 Quartz Gauge Temperature (BQT1) |        |     |
| 100                                    | (DEGC) | 125 |

|        |
|--------|
| (B1TR) |
| (DEGC) |

|             |
|-------------|
| PIP SUMMARY |
|-------------|

Time Mark Every 60 S

|                             |                            |  |
|-----------------------------|----------------------------|--|
| Format: MRPS_1_SGQG_Station | Vertical Scale: 1" per 60S | Graphics File Created: 08-Apr-2006 12:42 |
|-----------------------------|----------------------------|--|

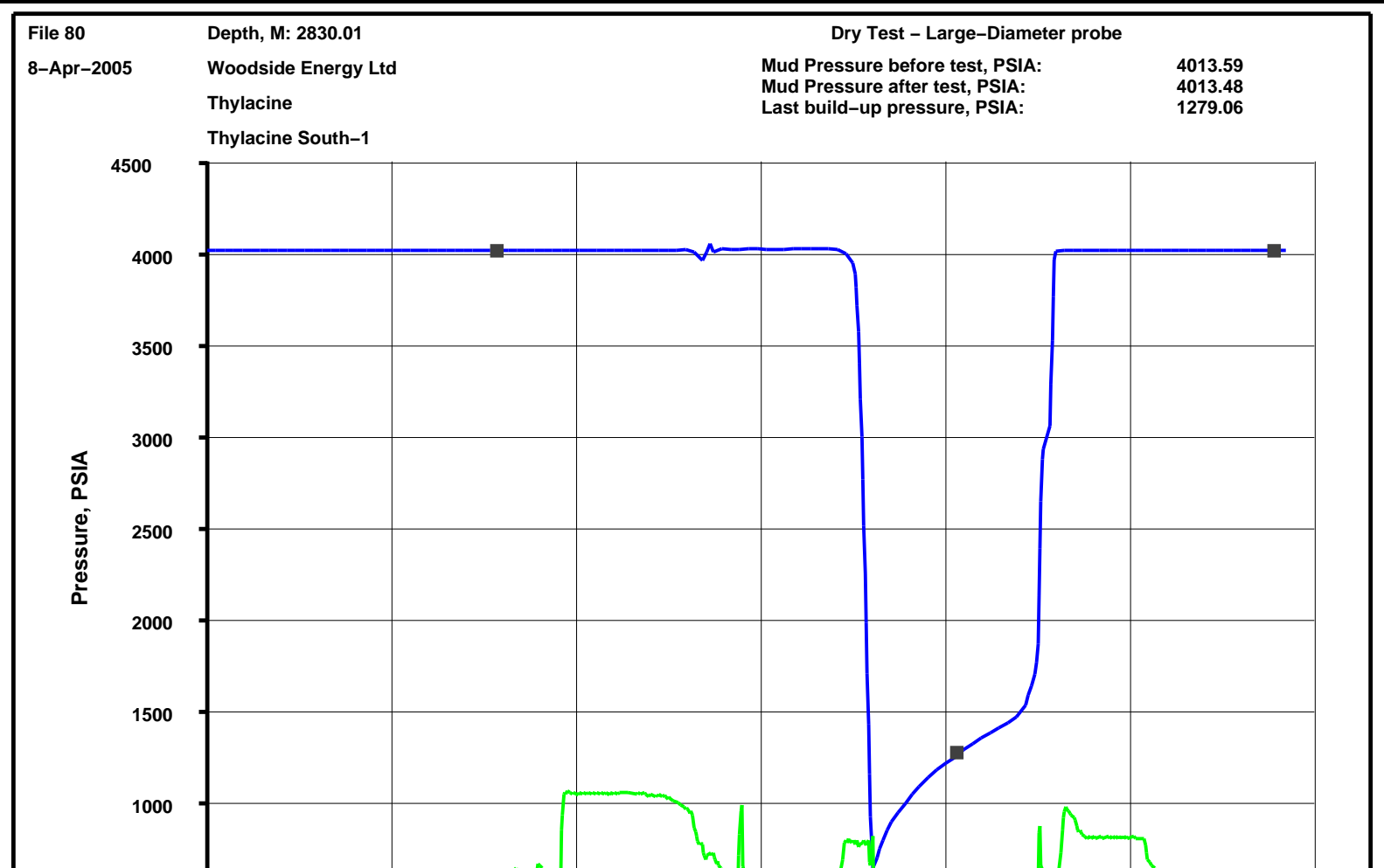
|                             |            |        |            |
|-----------------------------|------------|--------|------------|
| OP System Version: 14C0-302 |            |        |            |
| MCM                         |            |        |            |
| MRPS_1                      | unofficial | MRHY_1 | unofficial |
| MRPO_UD                     | unofficial | LFA    | unofficial |
| MRMS_1                      | unofficial | MRPC   | unofficial |
| SGT-L                       | unofficial | TCC-B  | unofficial |
| ACTS-B1                     | unofficial |        |            |

|                   |                            |        |          |                   |  |
|-------------------|----------------------------|--------|----------|-------------------|--|
| Output DLIS Files |                            |        |          |                   |  |
| DEFAULT           | MDT_OFA_correlation_077LTP | FN:102 | PRODUCER | 08-Apr-2006 12:42 |  |
| MDT_TLC           | MDT_OFA_correlation_077LTP | FN:103 | PRODUCER | 08-Apr-2006 12:42 |  |



Pretest @ 2830.0 mMD

|                 |
|-----------------|
| MAXIS Field Log |
|-----------------|





Time, sec

Pretest Volume: 0.0 cc - MRPS\_1- BQP1 Resolution: 0.010psi

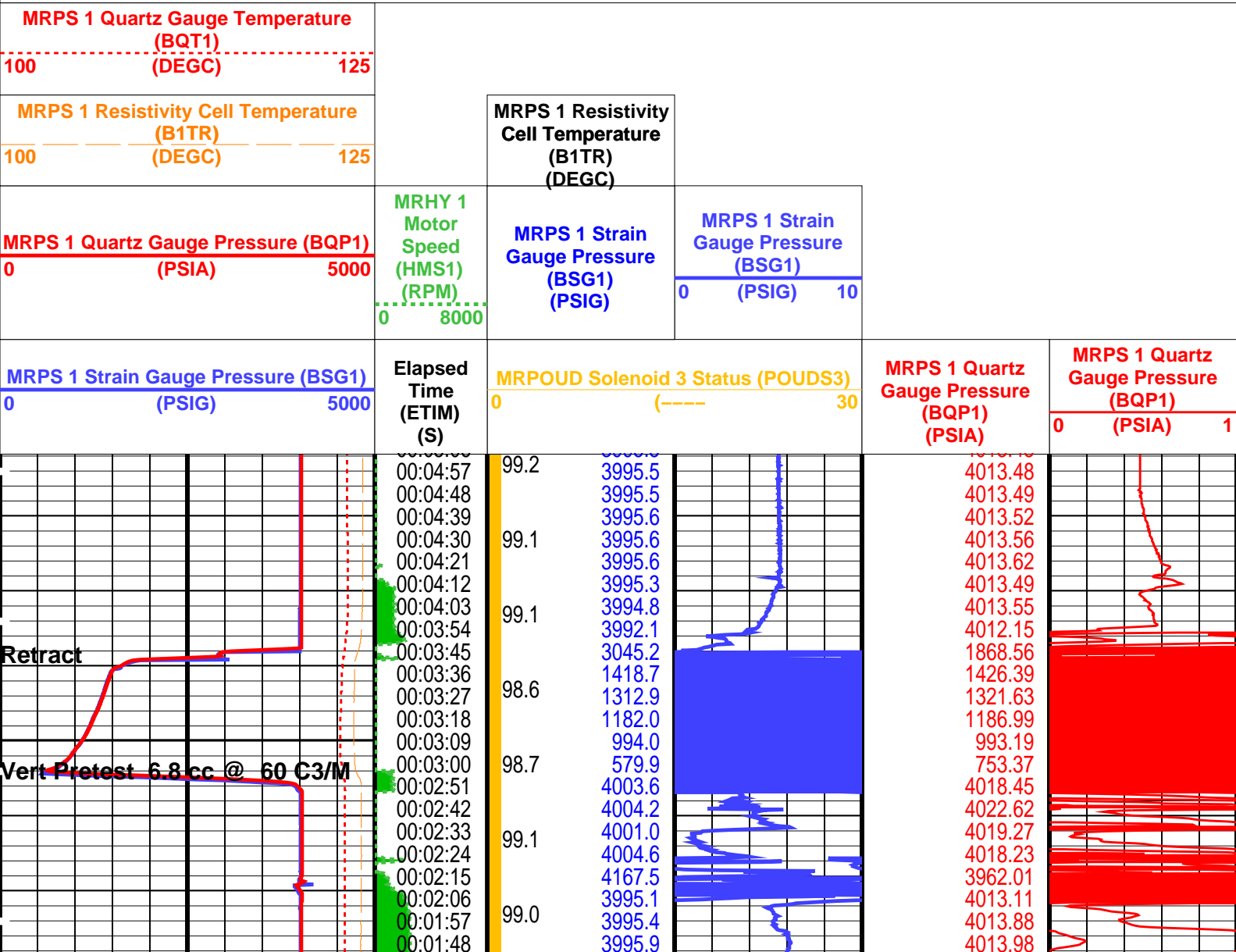
## Output DLIS Files

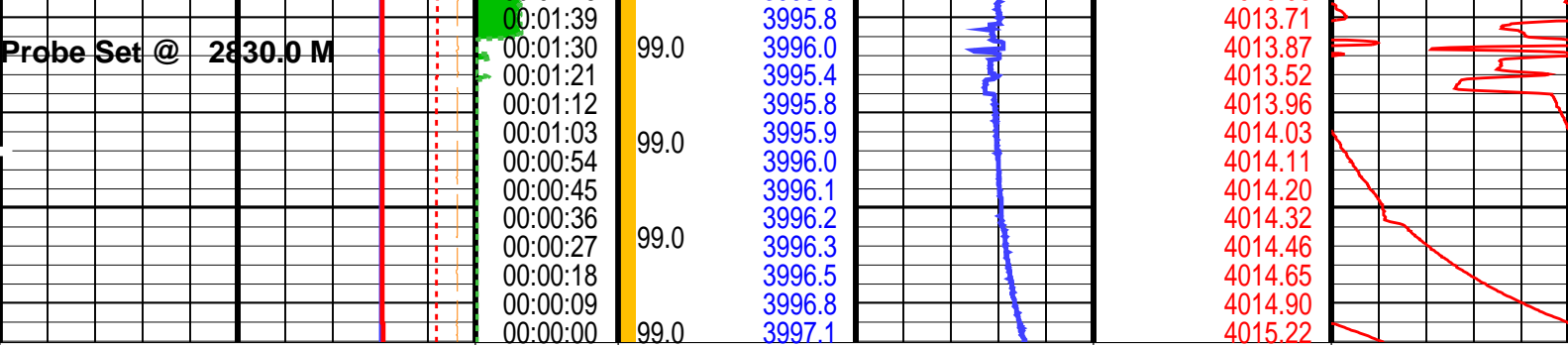
|         |                            |        |          |                   |
|---------|----------------------------|--------|----------|-------------------|
| DEFAULT | MDT_OFA_correlation_080LTP | FN:108 | PRODUCER | 08-Apr-2006 13:10 |
| MDT_TLC | MDT_OFA_correlation_080LTP | FN:109 | PRODUCER | 08-Apr-2006 13:11 |

| Elapsed Time (s) | Event Summary  |
|------------------|--|
| 227.1            | Retract Single Probe Module (MRPS) 1                       |
| 168.0            | Vert Pretest 6.8 cc @ 60 C3/M Single Probe Module (MRPS) 1 |
| 91.8             | Probe Set @ 2830.0 M Single Probe Module (MRPS) 1          |

## PIP SUMMARY

Time Mark Every 60 S





|  |  |  |   |  |   |  |
|--|--|--|---|--|---|--|
| <div>MRPS 1 Strain Gauge Pressure (BSG1)</div> <div>0 (PSIG) 5000</div>                |  | <div>Elapsed Time (ETIM) (S)</div>                           | <div>MRPOUD Solenoid 3 Status (POUDS3)</div> <div>0 (----) 30</div> |  | <div>MRPS 1 Quartz Gauge Pressure (BQP1) (PSIA)</div> | <div>MRPS 1 Quartz Gauge Pressure (BQP1)</div> <div>0 (PSIA) 1</div> |
| <div>MRPS 1 Quartz Gauge Pressure (BQP1)</div> <div>0 (PSIA) 5000</div>                |  |  | <div>MRHY 1 Motor Speed (HMS1) (RPM)</div> <div>0 8000</div>        | <div>MRPS 1 Strain Gauge Pressure (BSG1) (PSIG)</div> <div>0 (PSIG) 10</div> |   |  |
| <div>MRPS 1 Resistivity Cell Temperature (B1TR) (DEGC)</div> <div>100 (DEGC) 125</div> |  | <div>MRPS 1 Resistivity Cell Temperature (B1TR) (DEGC)</div> |   |  |   |  |
| <div>MRPS 1 Quartz Gauge Temperature (BQT1) (DEGC)</div> <div>100 (DEGC) 125</div>     |  |  |   |  |   |  |

PIP SUMMARY

Time Mark Every 60 S

Format: MRPS\_1\_SGQG\_Station Vertical Scale: 1" per 60S Graphics File Created: 08-Apr-2006 13:10

OP System Version: 14C0-302  
MCM

|         |            |        |            |
|---------|------------|--------|------------|
| MRPS_1  | unofficial | MRHY_1 | unofficial |
| MRPO_UD | unofficial | LFA    | unofficial |
| MRMS_1  | unofficial | MRPC   | unofficial |
| SGT-L   | unofficial | TCC-B  | unofficial |
| ACTS-B1 | unofficial |        |            |

Output DLIS Files

|         |                            |        |          |                   |
|---------|----------------------------|--------|----------|-------------------|
| DEFAULT | MDT_OFA_correlation_080LTP | FN:108 | PRODUCER | 08-Apr-2006 13:10 |
| MDT_TLC | MDT_OFA_correlation_080LTP | FN:109 | PRODUCER | 08-Apr-2006 13:11 |

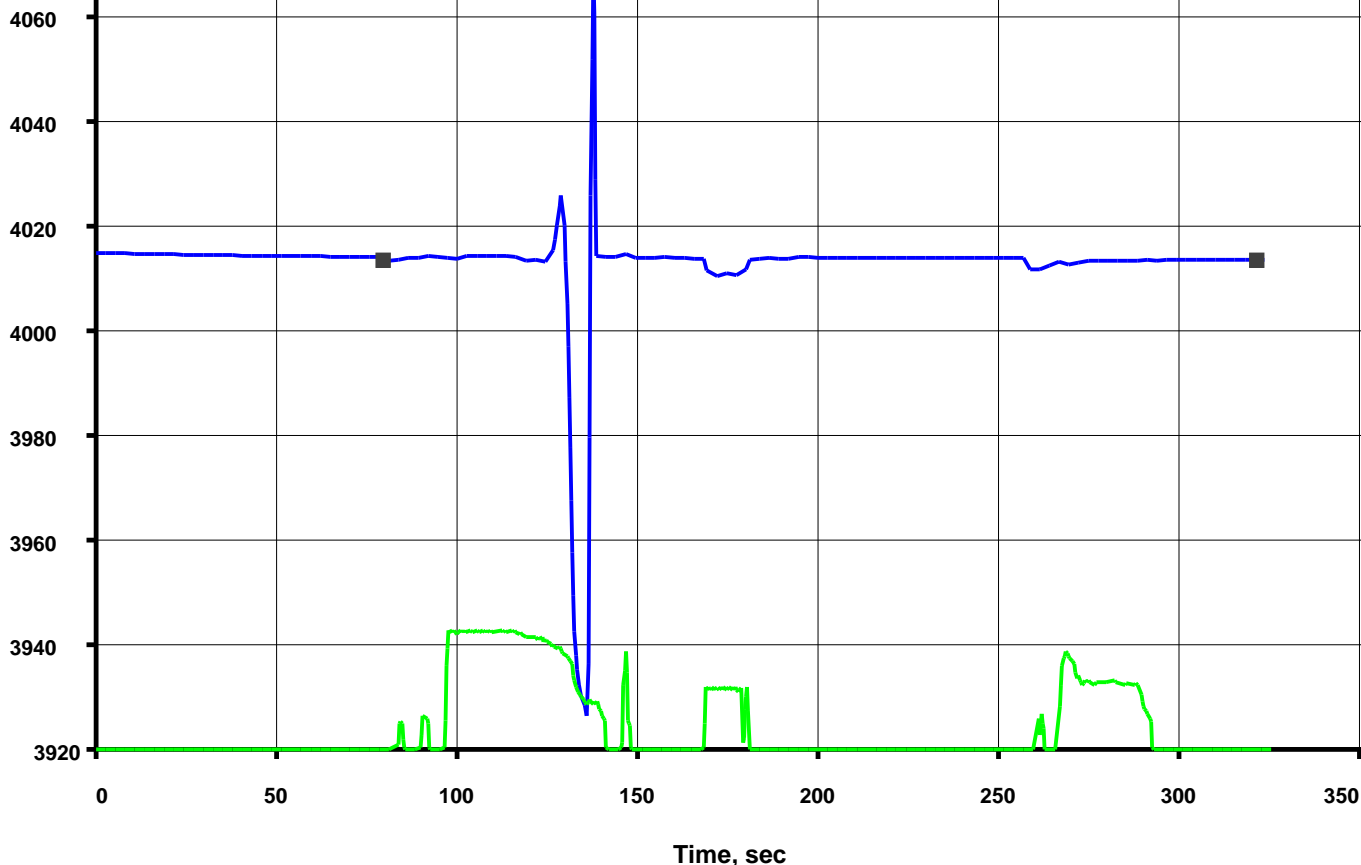
Schlumberger

Pretest @ 2831.0 mMD

MAXIS Field Log

|            |                     |                                  |  |  |  |         |  |
|------------|---------------------|----------------------------------|--|--|--|---------|--|
| File 79    | Depth, M: 2831.04   | Lost Seal – Large–Diameter probe |  |  |  |         |  |
| 8–Apr–2005 | Woodside Energy Ltd | Mud Pressure before test, PSIA:  |  |  |  | 4013.33 |  |
|            | Thylacine           | Mud Pressure after test, PSIA:   |  |  |  | 4013.37 |  |
|            | Thylacine South–1   |                                  |  |  |  |         |  |
| 4080       |                     |                                  |  |  |  |         |  |

Pressure, PSIA



Pretest Volume: 10.0cc - MRPS\_1- BQP1 Resolution: 0.010psi

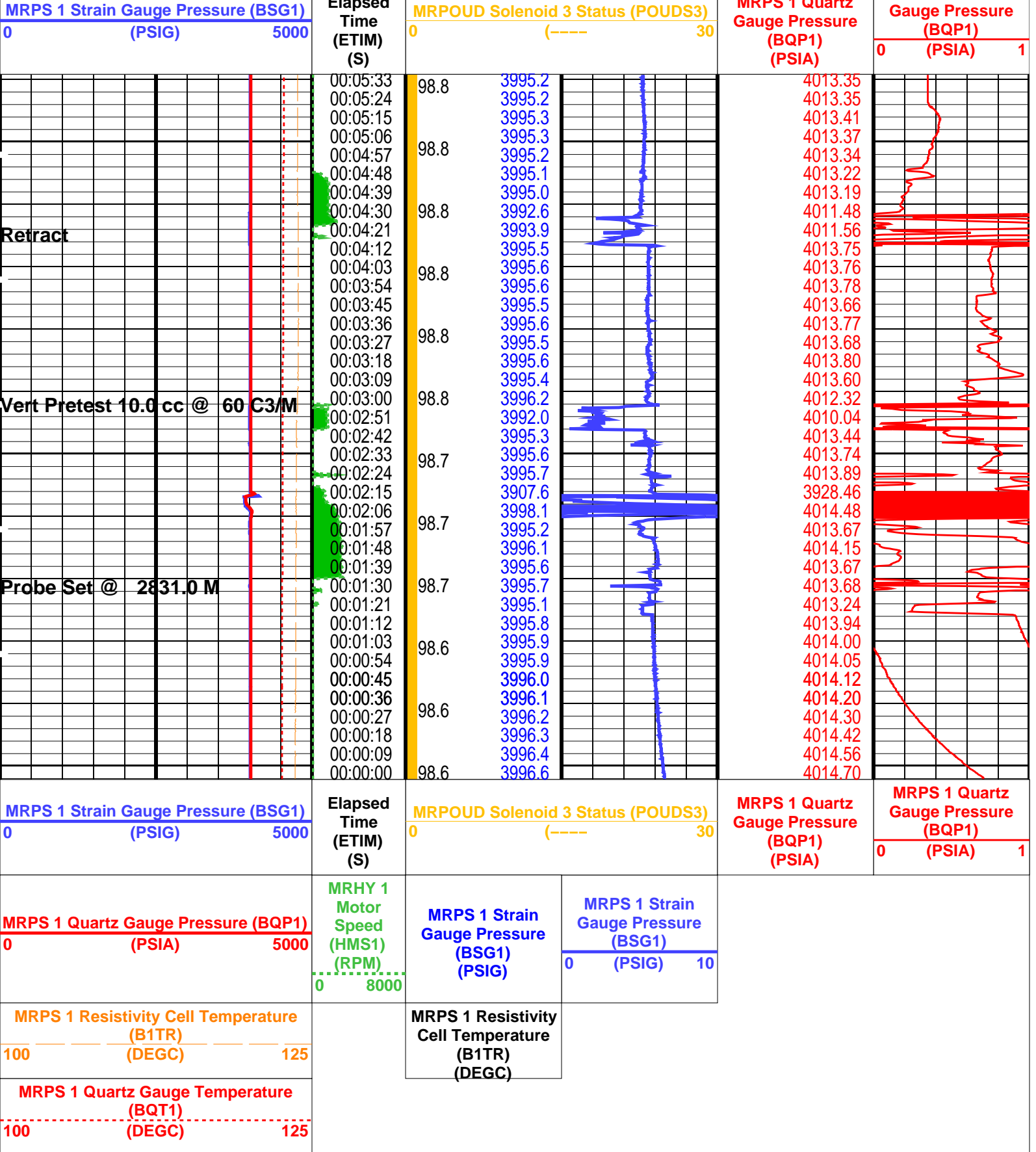
Output DLIS Files

|         |                            |        |          |                   |          |       |
|---------|----------------------------|--------|----------|-------------------|----------|-------|
| DEFAULT | MDT_OFA_correlation_079LTP | FN:106 | PRODUCER | 08-Apr-2006 13:00 | 2831.0 M | 0.9 M |
| MDT_TLC | MDT_OFA_correlation_079LTP | FN:107 | PRODUCER | 08-Apr-2006 13:00 | 2831.0 M | 0.9 M |

| Elapsed Time (s) | Event Summary   |
|------------------|---|
| 262.2            | Retract Single Probe Module (MRPS) 1                        |
| 163.8            | Vert Pretest 10.0 cc @ 60 C3/M Single Probe Module (MRPS) 1 |
| 92.7             | Probe Set @ 2831.0 M Single Probe Module (MRPS) 1           |

PIP SUMMARY

|  |      |  |    |
|--|------|--|----|
| Time Mark Every 60 S                       |      |  |    |
| MRPS 1 Quartz Gauge Temperature (BQT1)     |      | MRPS 1 Resistivity Cell Temperature (B1TR) |    |
| 100  | 125  |  |    |
| MRPS 1 Resistivity Cell Temperature (B1TR) |      | MRPS 1 Strain Gauge Pressure (BSG1)        |    |
| 100  | 125  |  |    |
| MRPS 1 Quartz Gauge Pressure (BQP1)        |      | MRPS 1 Strain Gauge Pressure (BSG1)        |    |
| 0  | 5000 | 0  | 10 |
| MRHY 1 Motor Speed (HMS1) (RPM)            |      | MRPS 1 Quartz Gauge Temperature (BQT1)     |    |
| 0  | 8000 | MRPS 1 Quartz Gauge Temperature (BQT1)     |    |
| Elapsed Time (s)                           |      | MRPS 1 Quartz Gauge Temperature (BQT1)     |    |
|  |      | MRPS 1 Quartz Gauge Temperature (BQT1)     |    |



PIP SUMMARY

Time Mark Every 60 S

Format: MRPS\_1\_SGQG\_Station Vertical Scale: 1" per 60S

Graphics File Created: 08-Apr-2006 13:00

OP System Version: 14C0-302  
MCM

MRPS\_1 unofficial  
MRPO\_UD unofficial  
MRMS\_1 unofficial  
SGT-L unofficial

MRHY\_1 unofficial  
LFA unofficial  
MRPC unofficial  
TCC-B unofficial

## Output DLIS Files

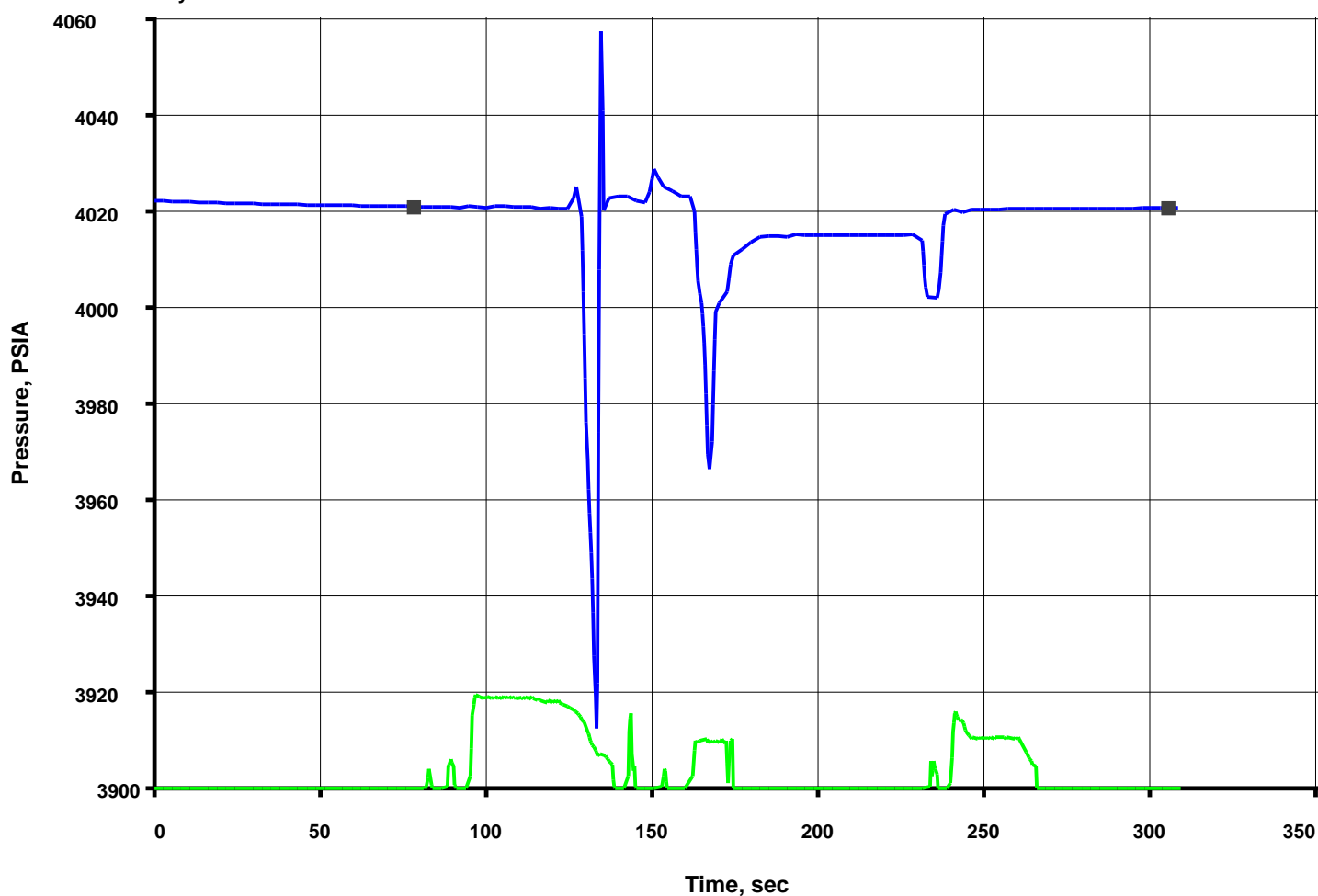
|         |                            |        |          |                   |
|---------|----------------------------|--------|----------|-------------------|
| DEFAULT | MDT_OFA_correlation_079LTP | FN:106 | PRODUCER | 08-Apr-2006 13:00 |
| MDT_TLC | MDT_OFA_correlation_079LTP | FN:107 | PRODUCER | 08-Apr-2006 13:00 |

**Schlumberger**

**Pretest @ 2835.5 mMD**

MAXIS Field Log

File 82      Depth, M: 2835.54      Lost Seal – Large-Diameter probe  
 8-Apr-2005      Woodside Energy Ltd      Mud Pressure before test, PSIA: 4020.54  
                          Thylacine      Mud Pressure after test, PSIA: 4020.34  
                          Thylacine South-1



Pretest Volume: 0.0 cc - MRPS\_1- BQP1 Resolution: 0.010psi

## Output DLIS Files

|         |                            |        |          |                   |          |       |
|---------|----------------------------|--------|----------|-------------------|----------|-------|
| DEFAULT | MDT_OFA_correlation_082LTP | FN:112 | PRODUCER | 08-Apr-2006 13:28 | 2835.5 M | 0.8 M |
| MDT_TLC | MDT_OFA_correlation_082LTP | FN:113 | PRODUCER | 08-Apr-2006 13:29 | 2835.5 M | 0.8 M |





|   |  |  |  |   |        |   |        |   |
|---|--|--|--|---|--------|---|--------|---|
|   |  | (S)  |  |   | (PSIA) | 0 | (PSIA) | 1 |
| <div>MRPS 1 Quartz Gauge Pressure (BQP1)</div> <div>0 (PSIA) 5000</div>             |  | <div>MRHY 1<br/>Motor<br/>Speed<br/>(HMS1)<br/>(RPM)</div> <div>0 8000</div> | <div>MRPS 1 Strain<br/>Gauge Pressure<br/>(BSG1)<br/>(PSIG)</div>        | <div>MRPS 1 Strain<br/>Gauge Pressure<br/>(BSG1)</div> <div>0 (PSIG) 10</div> |        |   |        |   |
| <div>MRPS 1 Resistivity Cell Temperature<br/>(B1TR)</div> <div>100 (DEGC) 125</div> |  |  | <div>MRPS 1 Resistivity<br/>Cell Temperature<br/>(B1TR)<br/>(DEGC)</div> |   |        |   |        |   |
| <div>MRPS 1 Quartz Gauge Temperature<br/>(BQT1)</div> <div>100 (DEGC) 125</div>     |  |  |  |   |        |   |        |   |

#### PIP SUMMARY

Time Mark Every 60 S

Format: MRPS\_1\_SGQG\_Station

Vertical Scale: 1" per 60S

Graphics File Created: 08-Apr-2006 13:28

### OP System Version: 14C0-302 MCM

|         |            |        |            |
|---------|------------|--------|------------|
| MRPS_1  | unofficial | MRHY_1 | unofficial |
| MRPO_UD | unofficial | LFA    | unofficial |
| MRMS_1  | unofficial | MRPC   | unofficial |
| SGT-L   | unofficial | TCC-B  | unofficial |
| ACTS-B1 | unofficial |        |            |

### Output DLIS Files

|         |                            |        |          |                   |
|---------|----------------------------|--------|----------|-------------------|
| DEFAULT | MDT_OFA_correlation_082LTP | FN:112 | PRODUCER | 08-Apr-2006 13:28 |
| MDT_TLC | MDT_OFA_correlation_082LTP | FN:113 | PRODUCER | 08-Apr-2006 13:29 |

**Schlumberger**

**Pretest @ 2836.0 mMD**

MAXIS Field Log

File 81      Depth, M: 2835.98      Lost Seal - Large-Diameter probe  
8-Apr-2005      Woodside Energy Ltd      Mud Pressure before test, PSIA: 4020.02  
Thylacine      Mud Pressure after test, PSIA: 4018.91  
Thylacine South-1

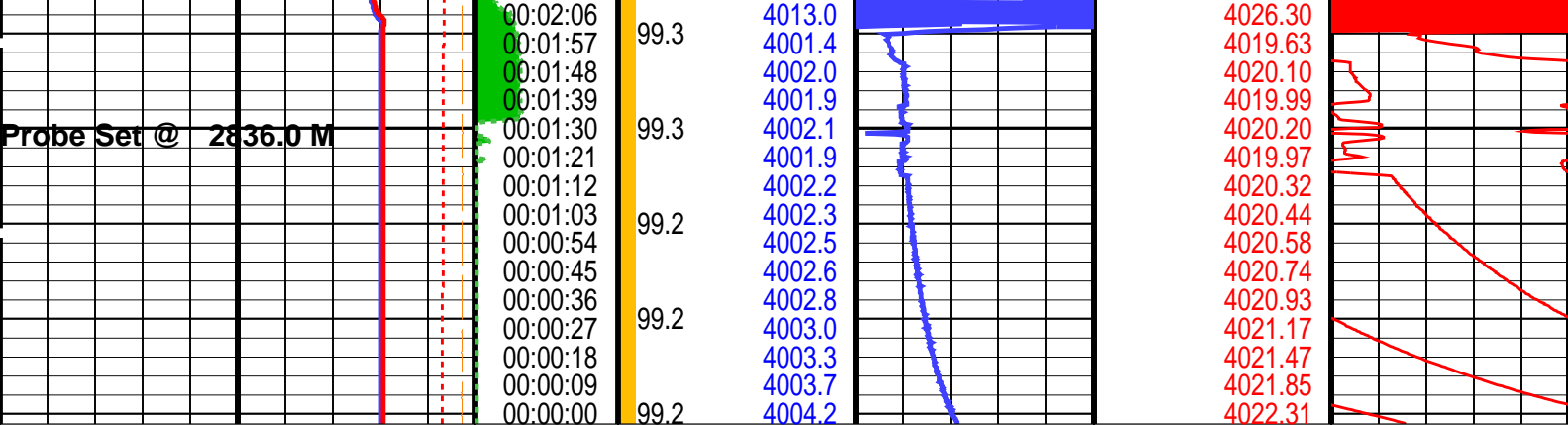




|         |                            |        |          |                   |          |       |
|---------|----------------------------|--------|----------|-------------------|----------|-------|
| DEFAULT | MDT_OFA_correlation_081LTP | FN:110 | PRODUCER | 08-Apr-2006 13:19 | 2836.0 M | 0.6 M |
| MDT_TLC | MDT_OFA_correlation_081LTP | FN:111 | PRODUCER | 08-Apr-2006 13:19 | 2836.0 M | 0.6 M |

## PIP SUMMARY

|   |             |  |  |
|---|-------------|--|--|
| <b>MRPS 1 Quartz Gauge Temperature<br/>(BQT1)</b>     |             |  |  |
| <b>100</b>  | <b>125</b>  |  |  |
| <b>MRPS 1 Resistivity Cell Temperature<br/>(B1TR)</b> |             | <b>MRPS 1 Resistivity<br/>Cell Temperature<br/>(B1TR)<br/>(DEGC)</b> |  |
| <b>100</b>  | <b>125</b>  |  |  |
| <b>MRPS 1 Quartz Gauge Pressure (BQP1)</b>            |             | <b>MRHY 1 Motor Speed (HMS1) (RPM)</b>                               | <b>MRPS 1 Strain Gauge Pressure (BSG1)</b> |
| <b>0</b>  | <b>5000</b> | <b>0</b>   | <b>10</b>                                  |
| <b>MRPS 1 Strain Gauge Pressure (BSG1)</b>            |             | <b>Elapsed Time (ETIM) (S)</b>                                       | <b>MRPOUD Solenoid 3 Status (POUDS3)</b>   |
| <b>0</b>  | <b>5000</b> | <b>0</b>   | <b>30</b>                                  |
| <b>MRPS 1 Quartz Gauge Pressure (BQP1) (PSIA)</b>     |             | <b>MRPS 1 Quartz Gauge Pressure (BQP1) (PSIA)</b>                    |  |
| <b>0</b>  |             | <b>1</b>   |  |
| <b>Retract</b>  |             | <b>Vert Pretest 9.9 cc @ 60 C3/M</b>                                 |  |
| 00:03:54  |             | 4000.9   |  |
| 00:03:45  |             | 4001.1   |  |
| 00:03:36  |             | 4001.1   |  |
| 00:03:27  |             | 99.4 4001.5  |  |
| 00:03:18  |             | 4001.3   |  |
| 00:03:09  |             | 4001.3   |  |
| 00:03:00  |             | 99.3 3998.4  |  |
| 00:02:51  |             | 3997.9   |  |
| 00:02:42  |             | 4001.7   |  |
| 00:02:33  |             | 99.3 4001.6  |  |
| 00:02:24  |             | 4001.4   |  |
| 00:02:15  |             | 4003.4   |  |
|   |             | 4019.30  |  |
|   |             | 4019.22  |  |
|   |             | 4018.88  |  |
|   |             | 4019.67  |  |
|   |             | 4019.54  |  |
|   |             | 4019.36  |  |
|   |             | 4016.87  |  |
|   |             | 4018.28  |  |
|   |             | 4019.88  |  |
|   |             | 4019.84  |  |
|   |             | 4020.30  |  |
|   |             | 4053.76  |  |



|   |  |   |   |  |
|---|--|---|---|--|
| <b>MRPS 1 Strain Gauge Pressure (BSG1)</b><br>0 (PSIG) 5000         | <b>Elapsed Time (ETIM) (S)</b><br>0 30           | <b>MRPOUD Solenoid 3 Status (POUDS3)</b><br>0 (----) 30             | <b>MRPS 1 Quartz Gauge Pressure (BQP1) (PSIA)</b><br>0 5000 | <b>MRPS 1 Quartz Gauge Pressure (BQP1) (PSIA)</b><br>0 1 |
| <b>MRPS 1 Quartz Gauge Pressure (BQP1) (PSIA)</b><br>0 5000         | <b>MRHY 1 Motor Speed (HMS1) (RPM)</b><br>0 8000 | <b>MRPS 1 Strain Gauge Pressure (BSG1) (PSIG)</b><br>0 10           | <b>MRPS 1 Strain Gauge Pressure (BSG1) (PSIG)</b><br>0 10   |  |
| <b>MRPS 1 Resistivity Cell Temperature (B1TR) (DEGC)</b><br>100 125 |  | <b>MRPS 1 Resistivity Cell Temperature (B1TR) (DEGC)</b><br>100 125 |   |  |
| <b>MRPS 1 Quartz Gauge Temperature (BQT1) (DEGC)</b><br>100 125     |  |   |   |  |

#### PIP SUMMARY

Time Mark Every 60 S

Format: MRPS\_1\_SGQG\_Station

Vertical Scale: 1" per 60S

Graphics File Created: 08-Apr-2006 13:19

### OP System Version: 14C0-302 MCM

|         |            |        |            |
|---------|------------|--------|------------|
| MRPS_1  | unofficial | MRHY_1 | unofficial |
| MRPO_UD | unofficial | LFA    | unofficial |
| MRMS_1  | unofficial | MRPC   | unofficial |
| SGT-L   | unofficial | TCC-B  | unofficial |
| ACTS-B1 | unofficial |        |            |

### Output DLIS Files

|         |                            |        |          |                   |
|---------|----------------------------|--------|----------|-------------------|
| DEFAULT | MDT_OFA_correlation_081LTP | FN:110 | PRODUCER | 08-Apr-2006 13:19 |
| MDT_TLC | MDT_OFA_correlation_081LTP | FN:111 | PRODUCER | 08-Apr-2006 13:19 |

Schlumberger

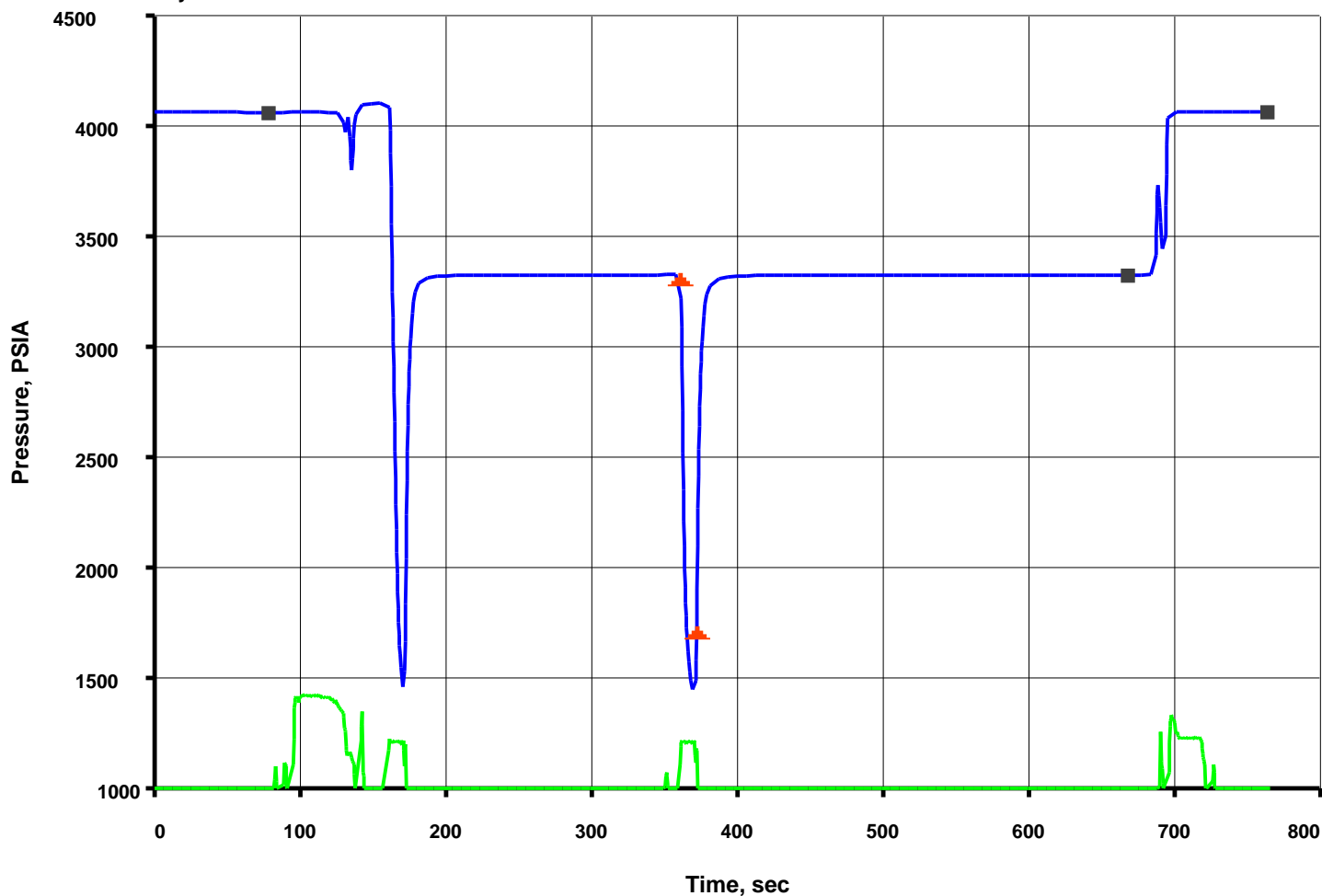
Pretest @ 2874.1 mMD

MAXIS Field Log

File 83  
8-Apr-2005  
Depth, M: 2874.07  
Woodside Energy Ltd  
Thylacine  
Thylacine South-1

Volumetric Limited draw-down - Large-Diameter probe

Mud Pressure before test, PSIA: 4063.78  
Mud Pressure after test, PSIA: 4066.95  
Last build-up pressure, PSIA: 3327.77  
Draw-down mobility, md/cp: 1.2



Pretest Volume: 9.9 cc - MRPS\_1- BQP1 Resolution: 0.010psi

## Output DLIS Files

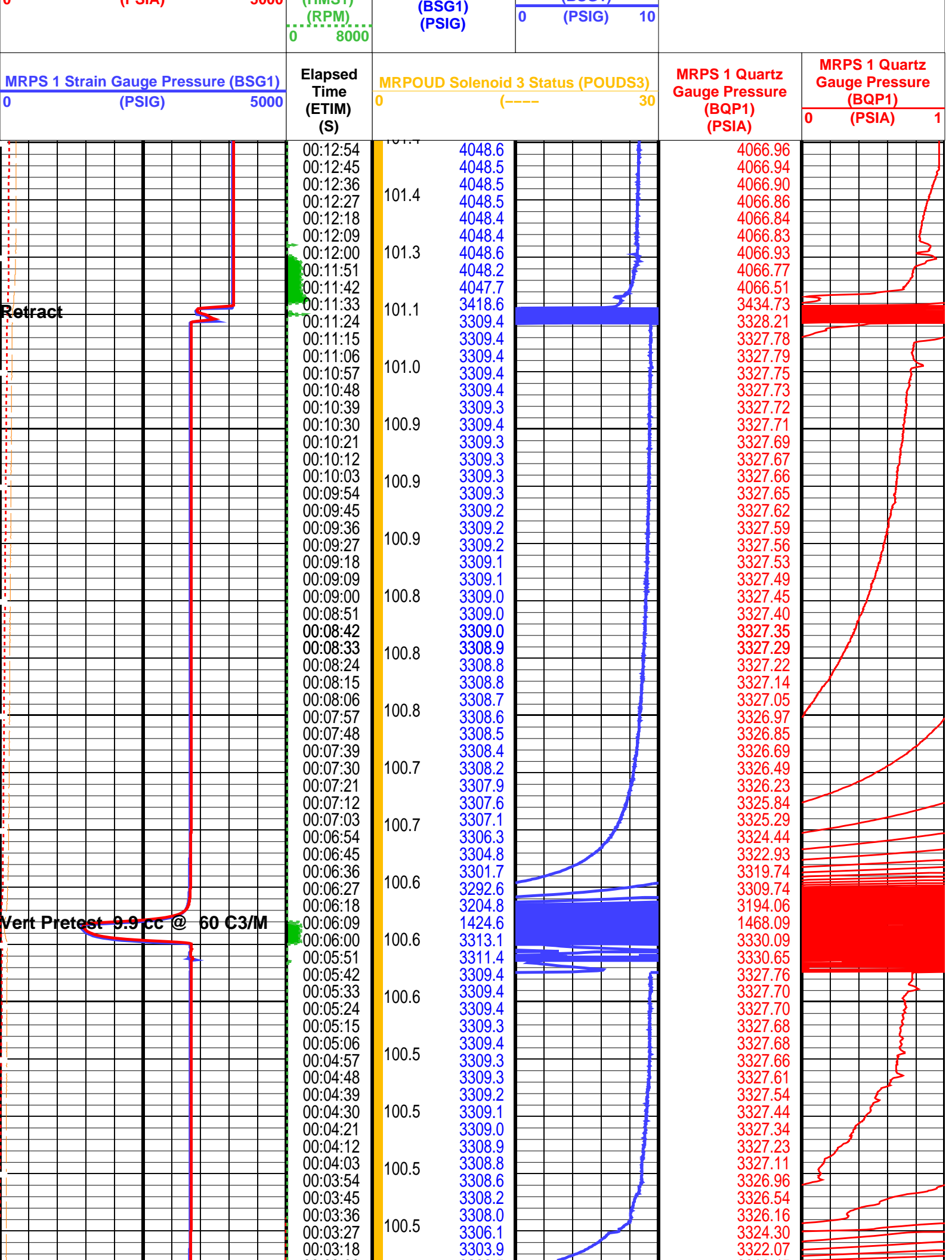
|         |                            |        |          |                   |          |       |
|---------|----------------------------|--------|----------|-------------------|----------|-------|
| DEFAULT | MDT_OFA_correlation_083LTP | FN:114 | PRODUCER | 08-Apr-2006 13:47 | 2874.1 M | 2.0 M |
| MDT_TLC | MDT_OFA_correlation_083LTP | FN:115 | PRODUCER | 08-Apr-2006 13:48 | 2874.1 M | 2.0 M |


| Elapsed Time (s) | Event Summary  |
|------------------|--|
| 692.7            | Retract Single Probe Module (MRPS) 1                       |
| 357.0            | Vert Pretest 9.9 cc @ 60 C3/M Single Probe Module (MRPS) 1 |
| 156.9            | Vert Pretest 9.9 cc @ 60 C3/M Single Probe Module (MRPS) 1 |
| 91.5             | Probe Set @ 2874.1 M Single Probe Module (MRPS) 1          |

## PIP SUMMARY

Time Mark Every 60 S

|  |      |  |                                     |
|--|------|--|-------------------------------------|
| MRPS 1 Quartz Gauge Temperature (BQT1)     |      | MRPS 1 Resistivity Cell Temperature (B1TR) |                                     |
| 100  | 125  |  |                                     |
| MRPS 1 Resistivity Cell Temperature (B1TR) |      | MRPS 1 Resistivity Cell Temperature (B1TR) |                                     |
| 100  | 125  | MRPS 1 Resistivity Cell Temperature (B1TR) |                                     |
| MRPS 1 Quartz Gauge Pressure (BQP1)        |      | MRHY 1 Motor Speed (HMS1)                  | MRPS 1 Strain Gauge Pressure (BSG1) |
| 0  | 5000 | MRPS 1 Strain Gauge Pressure               | MRPS 1 Strain Gauge Pressure        |





|   |                                 |   |  |  |
|---|---------------------------------|---|--|--|
| MRPS 1 Strain Gauge Pressure (BSG1)<br>(PSIG)     | Elapsed Time (ETIM) (S)         | MRPOUD Solenoid 3 Status (POUDS3)                 | MRPS 1 Quartz Gauge Pressure (BQP1) (PSIA) | MRPS 1 Quartz Gauge Pressure (BQP1) (PSIA) |
| 0 5000  |                                 | 0 30  | 0 1  |  |
| MRPS 1 Quartz Gauge Pressure (BQP1) (PSIA)        | MRHY 1 Motor Speed (HMS1) (RPM) | MRPS 1 Strain Gauge Pressure (BSG1) (PSIG)        | MRPS 1 Strain Gauge Pressure (BSG1) (PSIG) |  |
| 0 5000  | 0 8000                          |   | 0 10                                       |  |
| MRPS 1 Resistivity Cell Temperature (B1TR) (DEGC) |                                 | MRPS 1 Resistivity Cell Temperature (B1TR) (DEGC) |  |  |
| 100 125   |                                 |   |  |  |
| MRPS 1 Quartz Gauge Temperature (BQT1) (DEGC)     |                                 |   |  |  |
| 100 125   |                                 |   |  |  |

#### PIP SUMMARY

Time Mark Every 60 S

Format: MRPS\_1\_SGQG\_Station

Vertical Scale: 1" per 60S

Graphics File Created: 08-Apr-2006 13:47

### OP System Version: 14C0-302

MCM

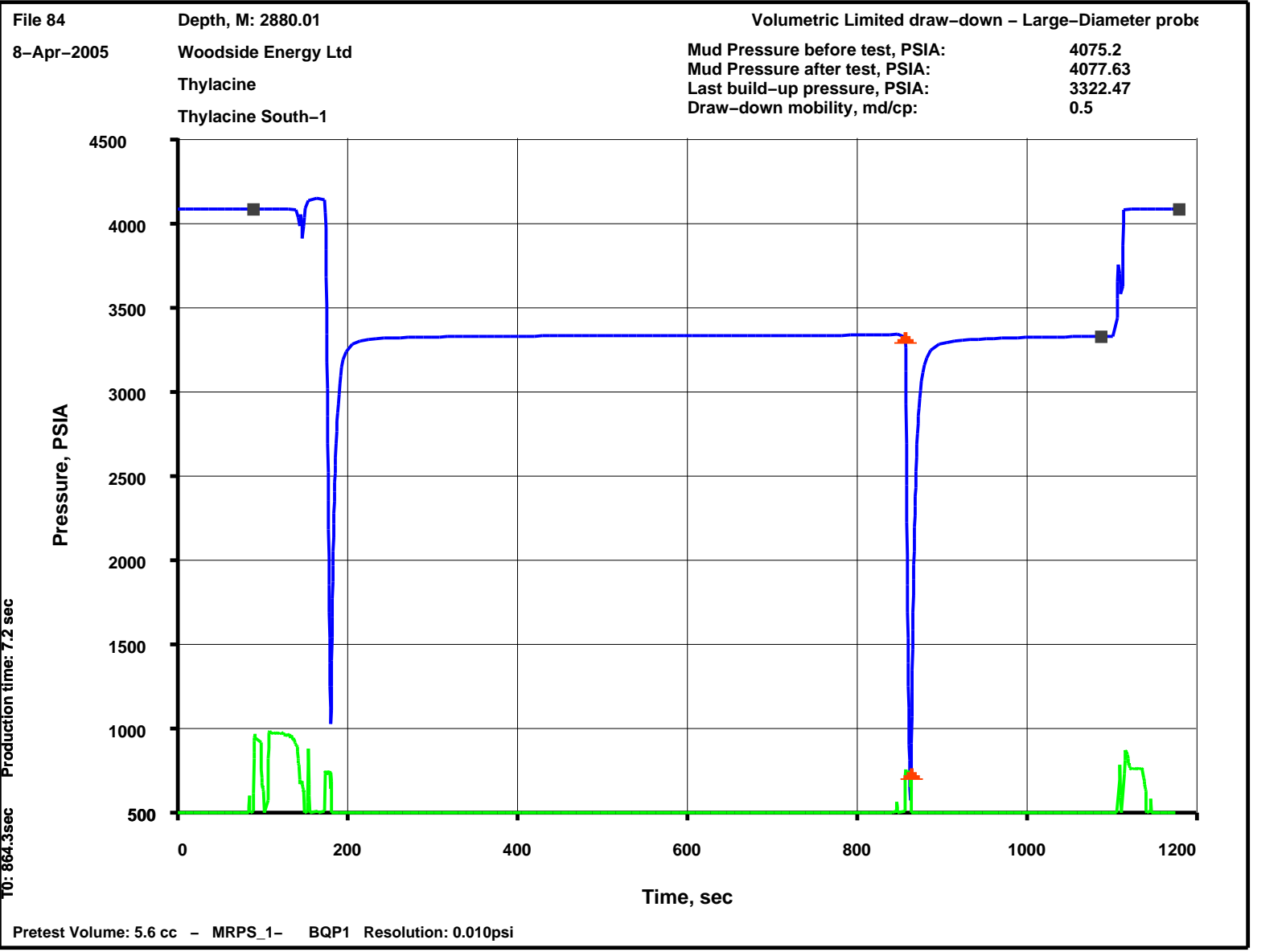
|         |            |        |            |
|---------|------------|--------|------------|
| MRPS_1  | unofficial | MRHY_1 | unofficial |
| MRPO_UD | unofficial | LFA    | unofficial |
| MRMS_1  | unofficial | MRPC   | unofficial |
| SGT-L   | unofficial | TCC-B  | unofficial |
| ACTS-B1 | unofficial |        |            |

### Output DLIS Files

|         |                            |        |          |                   |
|---------|----------------------------|--------|----------|-------------------|
| DEFAULT | MDT_OFA_correlation_083LTP | FN:114 | PRODUCER | 08-Apr-2006 13:47 |
| MDT_TLC | MDT_OFA_correlation_083LTP | FN:115 | PRODUCER | 08-Apr-2006 13:48 |

Schlumberger

Pretest @ 2880.0 mMD



| Output DLIS Files |                            |        |          |                   |          |       |
|-------------------|----------------------------|--------|----------|-------------------|----------|-------|
| DEFAULT           | MDT_OFA_correlation_084LTP | FN:116 | PRODUCER | 08-Apr-2006 14:04 | 2880.0 M | 3.0 M |
| MDT_TLC           | MDT_OFA_correlation_084LTP | FN:117 | PRODUCER | 08-Apr-2006 14:05 | 2880.0 M | 3.0 M |

| Elapsed Time (s) | Event Summary  |
|------------------|--|
| 1111.5           | Retract Single Probe Module (MRPS) 1                       |
| 852.6            | Vert Pretest 5.6 cc @ 60 C3/M Single Probe Module (MRPS) 1 |
| 169.2            | Vert Pretest 6.1 cc @ 60 C3/M Single Probe Module (MRPS) 1 |
| 102.6            | Probe Set @ 2880.0 M Single Probe Module (MRPS) 1          |

PIP SUMMARY

Time Mark Every 60 S

MRPS 1 Quartz Gauge Temperature (BQT1)

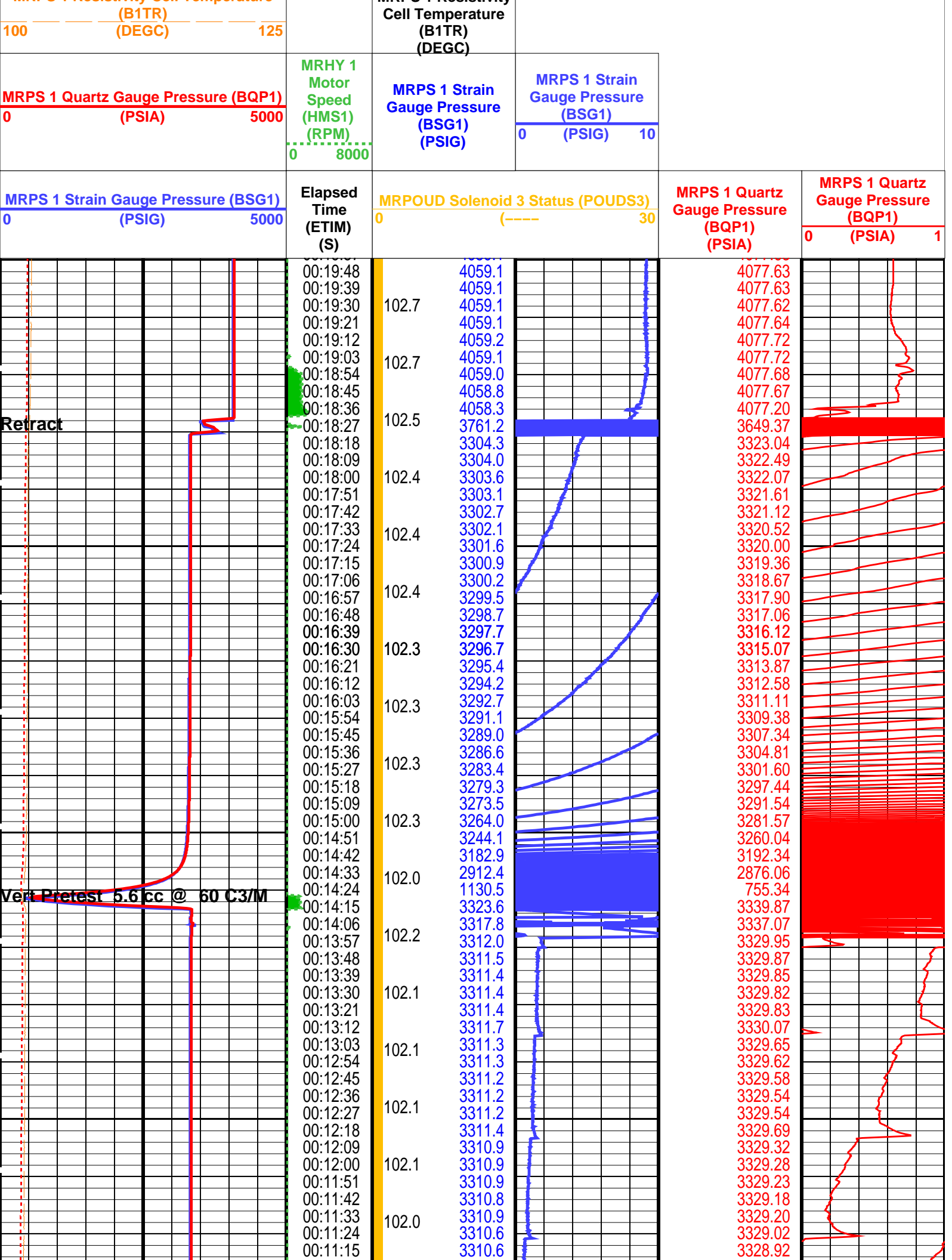
MRPS 1 Resistivity Cell Temperature

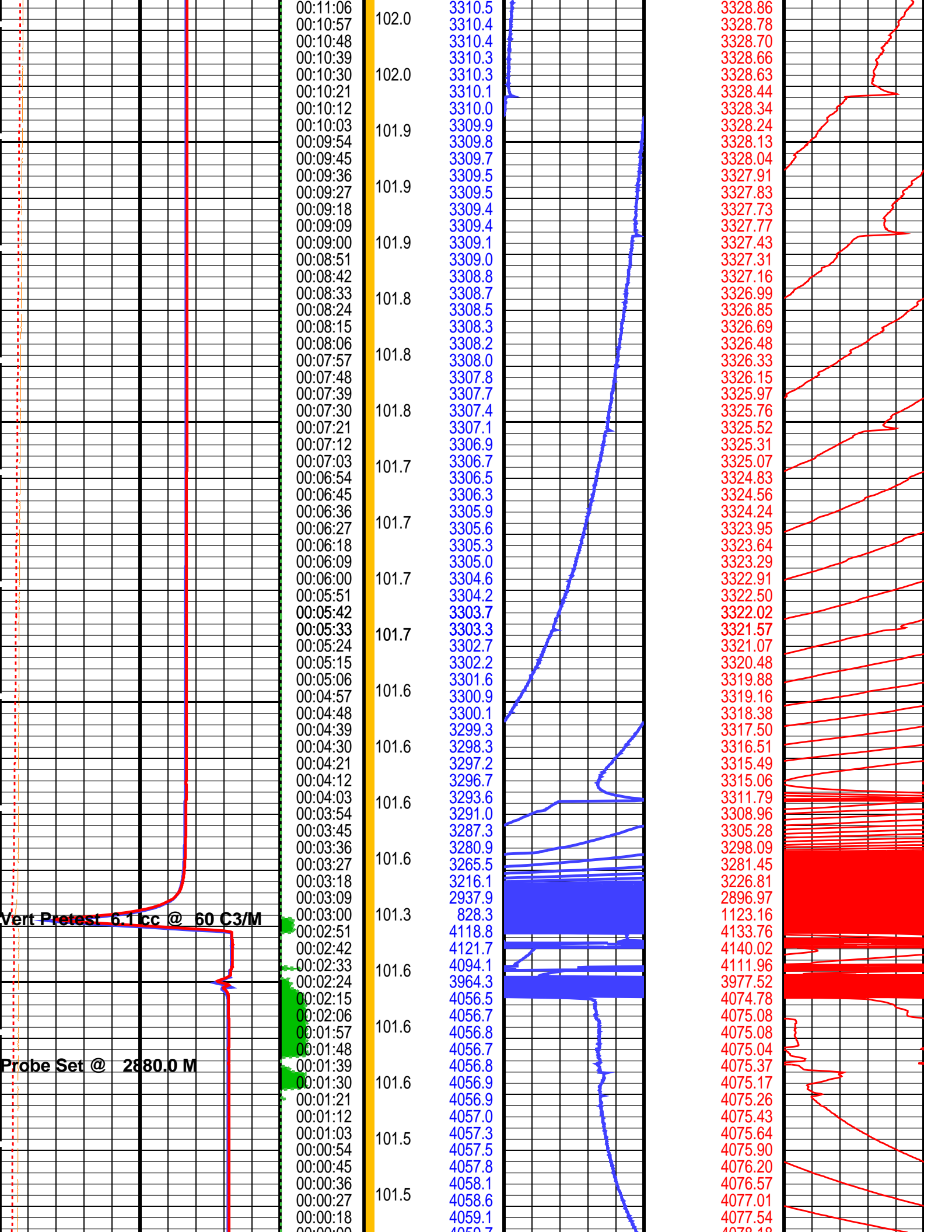
100

125

MRPS 1 Resistivity







|  |  |  |  |  |  |  |  |  |  |   |  |  |  |  |  |  |  |  |  |  |  |  |  |  |  |  |  |  |  |  |  |  |  |  |  |  |  |  |  |   |  |  |  |  |  |  |  |  |  |
|--|--|--|--|--|--|--|--|--|--|---|--|--|--|--|--|--|--|--|--|--|--|--|--|--|--|--|--|--|--|--|--|--|--|--|--|--|--|--|--|---|--|--|--|--|--|--|--|--|--|
| <div>00:00:09<br/>00:00:00</div> <div>101.5</div> <div>4059.7<br/>4060.5</div> |  |  |  |  |  |  |  |  |  | <div>4076.16<br/>4078.91</div>                        |  |  |  |  |  |  |  |  |  | <div></div>  |  |  |  |  |  |  |  |  |  |  |  |  |  |  |  |  |  |  |  |   |  |  |  |  |  |  |  |  |  |
| <div>MRPS 1 Strain Gauge Pressure (BSG1)<br/>0 (PSIG) 5000</div>               |  |  |  |  |  |  |  |  |  | <div>Elapsed Time (ETIM) (S)</div>                    |  |  |  |  |  |  |  |  |  | <div>MRPOUD Solenoid 3 Status (POUDS3)<br/>0 (----) 30</div> |  |  |  |  |  |  |  |  |  | <div>MRPS 1 Quartz Gauge Pressure (BQP1) (PSIA)</div>          |  |  |  |  |  |  |  |  |  | <div>MRPS 1 Quartz Gauge Pressure (BQP1) (PSIA)<br/>0 1</div> |  |  |  |  |  |  |  |  |  |
| <div>MRPS 1 Quartz Gauge Pressure (BQP1)<br/>0 (PSIA) 5000</div>               |  |  |  |  |  |  |  |  |  | <div>MRHY 1 Motor Speed (HMS1) (RPM)<br/>0 8000</div> |  |  |  |  |  |  |  |  |  | <div>MRPS 1 Strain Gauge Pressure (BSG1) (PSIG)</div>        |  |  |  |  |  |  |  |  |  | <div>MRPS 1 Strain Gauge Pressure (BSG1)<br/>0 (PSIG) 10</div> |  |  |  |  |  |  |  |  |  |   |  |  |  |  |  |  |  |  |  |
| <div>MRPS 1 Resistivity Cell Temperature (B1TR) (DEGC)<br/>100 125</div>       |  |  |  |  |  |  |  |  |  |   |  |  |  |  |  |  |  |  |  | <div>MRPS 1 Resistivity Cell Temperature (B1TR) (DEGC)</div> |  |  |  |  |  |  |  |  |  |  |  |  |  |  |  |  |  |  |  |   |  |  |  |  |  |  |  |  |  |
| <div>MRPS 1 Quartz Gauge Temperature (BQT1) (DEGC)<br/>100 125</div>           |  |  |  |  |  |  |  |  |  |   |  |  |  |  |  |  |  |  |  |  |  |  |  |  |  |  |  |  |  |  |  |  |  |  |  |  |  |  |  |   |  |  |  |  |  |  |  |  |  |

#### PIP SUMMARY

Time Mark Every 60 S

Format: MRPS\_1\_SGQG\_Station

Vertical Scale: 1" per 60S

Graphics File Created: 08-Apr-2006 14:04

### OP System Version: 14C0-302

MCM

|         |            |        |            |
|---------|------------|--------|------------|
| MRPS_1  | unofficial | MRHY_1 | unofficial |
| MRPO_UD | unofficial | LFA    | unofficial |
| MRMS_1  | unofficial | MRPC   | unofficial |
| SGT-L   | unofficial | TCC-B  | unofficial |
| ACTS-B1 | unofficial |        |            |

### Output DLIS Files

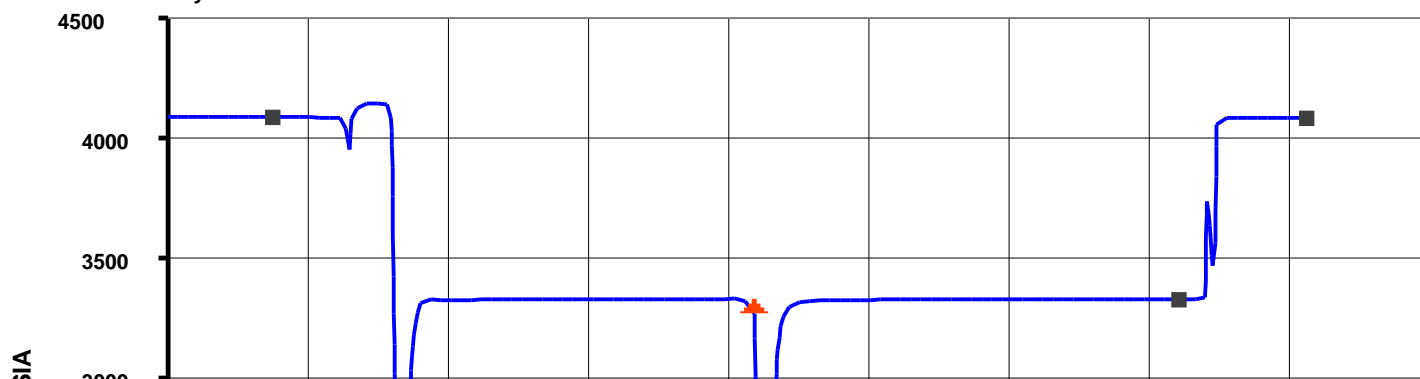
|         |                            |        |          |                   |
|---------|----------------------------|--------|----------|-------------------|
| DEFAULT | MDT_OFA_correlation_084LTP | FN:116 | PRODUCER | 08-Apr-2006 14:04 |
| MDT_TLC | MDT_OFA_correlation_084LTP | FN:117 | PRODUCER | 08-Apr-2006 14:05 |

**Schlumberger**

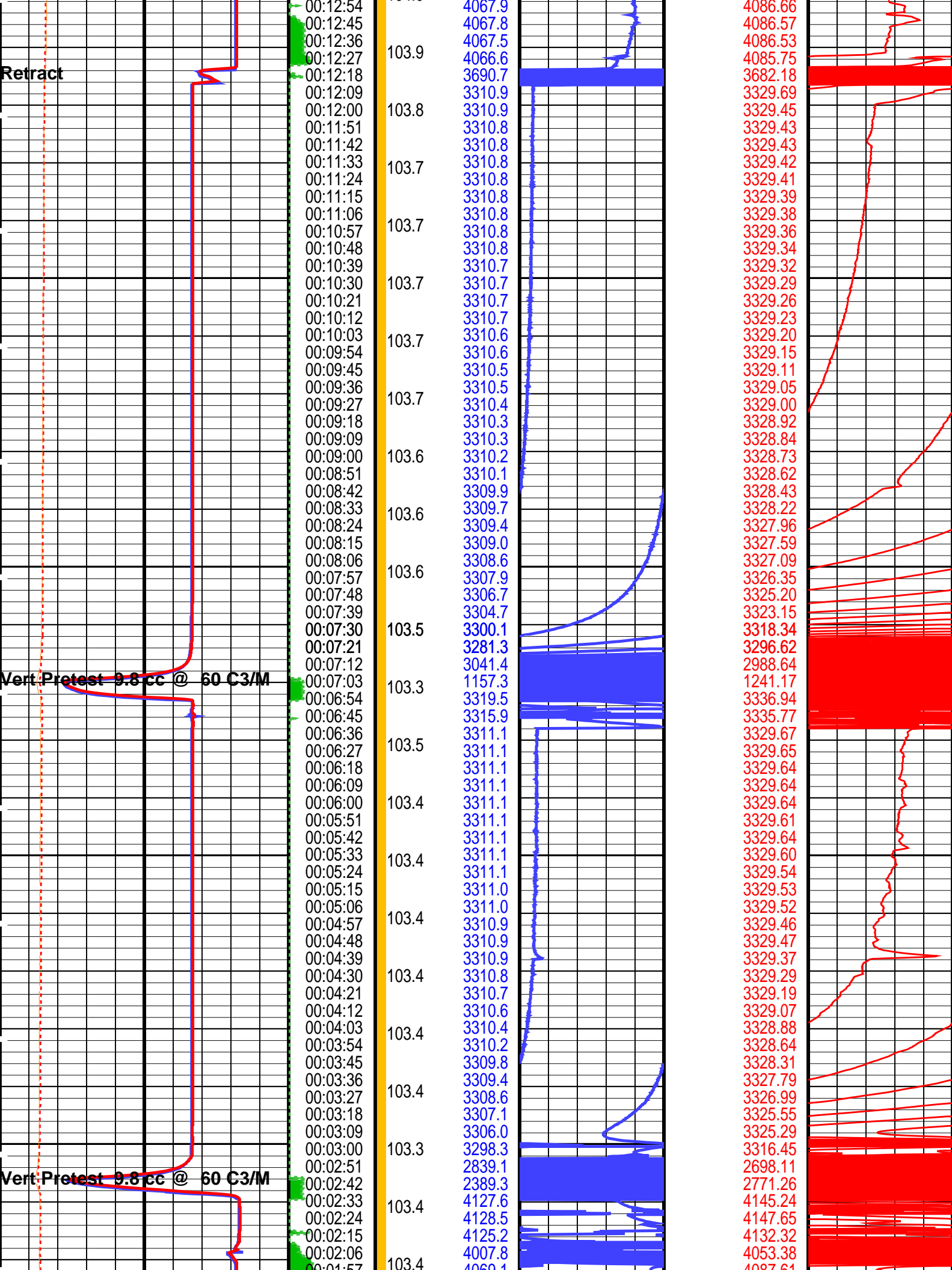
**Pretest @ 2884.6 mMD**

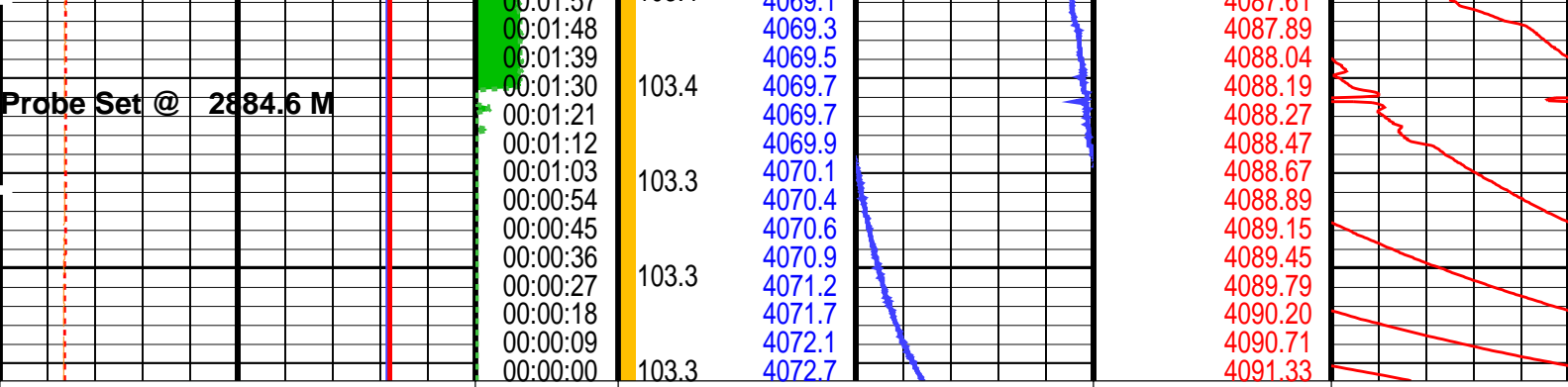
MAXIS Field Log

File 86 Depth, M: 2884.62 Volumetric Limited draw-down - Large-Diameter probe  
8-Apr-2005 Woodside Energy Ltd Mud Pressure before test, PSIA: 4088.31  
Thylacine Mud Pressure after test, PSIA: 4086.51  
Thylacine South-1 Last build-up pressure, PSIA: 3329.45  
Draw-down mobility, md/cp: 1









|  |  |   |  |  |  |   |  |
|--|--|---|--|--|--|---|--|
| MRPS 1 Strain Gauge Pressure (BSG1)<br>0 (PSIG) 5000         |  | Elapsed Time (ETIM) (S)                           |  | MRPOUD Solenoid 3 Status (POUDS3)<br>0 (----) 30         |  | MRPS 1 Quartz Gauge Pressure (BQP1) (PSIA)<br>0 1 |  |
| MRPS 1 Quartz Gauge Pressure (BQP1)<br>0 (PSIA) 5000         |  | MRHY 1 Motor Speed (HMS1) (RPM)<br>0 8000         |  | MRPS 1 Strain Gauge Pressure (BSG1) (PSIG)<br>0 10       |  | MRPS 1 Quartz Gauge Pressure (BQP1) (PSIA)<br>0 1 |  |
| MRPS 1 Resistivity Cell Temperature (B1TR) (DEGC)<br>100 125 |  | MRPS 1 Resistivity Cell Temperature (B1TR) (DEGC) |  | MRPS 1 Quartz Gauge Temperature (BQT1) (DEGC)<br>100 125 |  |   |  |

PIP SUMMARY

Time Mark Every 60 S

Format: MRPS\_1\_SGQG\_Station

Vertical Scale: 1" per 60S

Graphics File Created: 08-Apr-2006 14:45

OP System Version: 14C0-302  
MCM

|         |            |        |            |
|---------|------------|--------|------------|
| MRPS_1  | unofficial | MRHY_1 | unofficial |
| MRPO_UD | unofficial | LFA    | unofficial |
| MRMS_1  | unofficial | MRPC   | unofficial |
| SGT-L   | unofficial | TCC-B  | unofficial |
| ACTS-B1 | unofficial |        |            |

Output DLIS Files

|         |                            |        |          |                   |
|---------|----------------------------|--------|----------|-------------------|
| DEFAULT | MDT_OFA_correlation_086LTP | FN:120 | PRODUCER | 08-Apr-2006 14:45 |
| MDT_TLC | MDT_OFA_correlation_086LTP | FN:121 | PRODUCER | 08-Apr-2006 14:46 |

Schlumberger

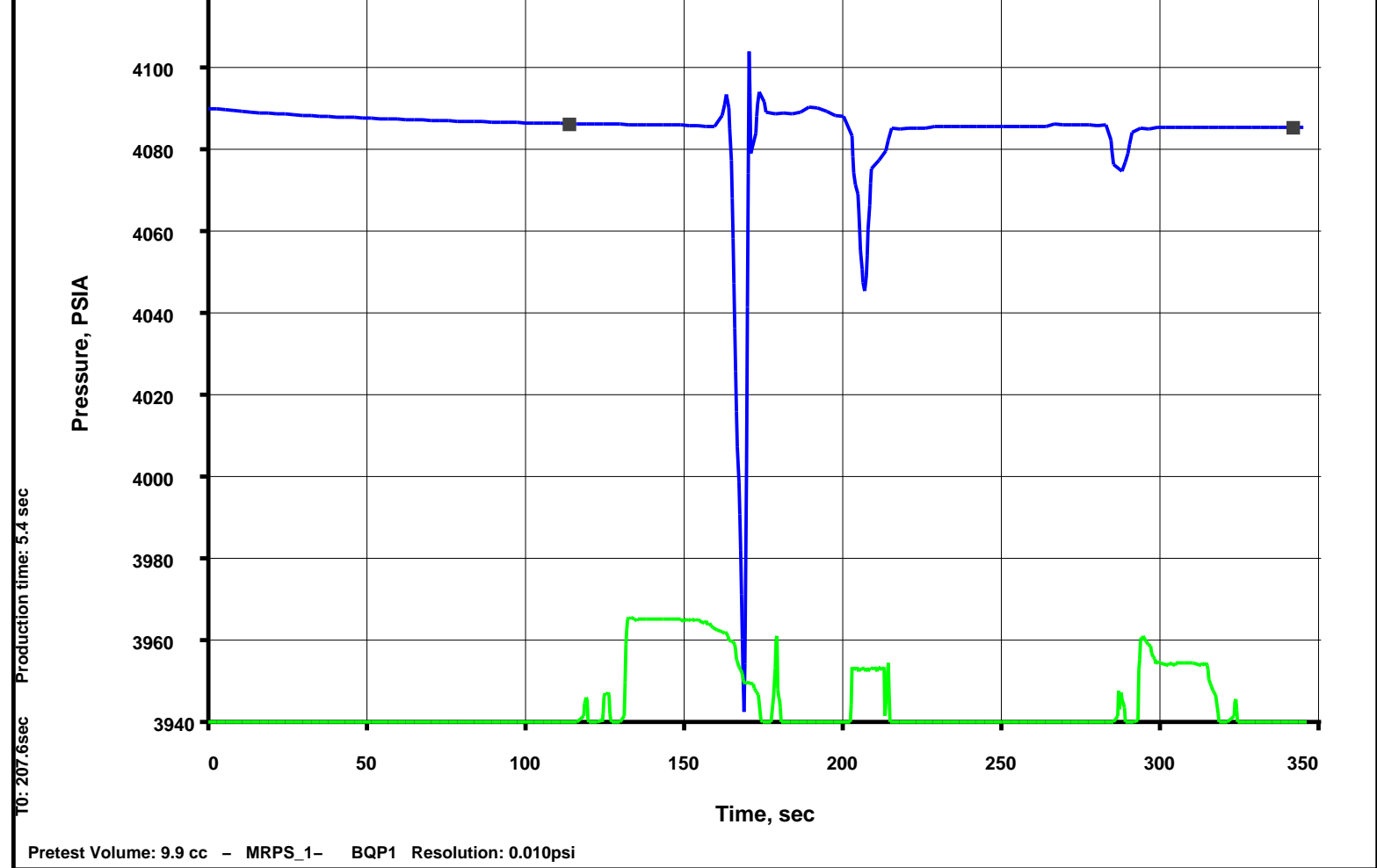
Pretest @ 2885.2 mMD

MAXIS Field Log

File 85  
8-Apr-2005  
Depth, M: 2885.17  
Woodside Energy Ltd  
Thylacine  
Thylacine South-1

Lost Seal - Large-Diameter probe

Mud Pressure before test, PSIA: 4085.97  
Mud Pressure after test, PSIA: 4085.16



### Output DLIS Files

|         |                            |        |          |                   |          |       |
|---------|----------------------------|--------|----------|-------------------|----------|-------|
| DEFAULT | MDT_OFA_correlation_085LTP | FN:118 | PRODUCER | 08-Apr-2006 14:34 | 2885.2 M | 0.9 M |
| MDT_TLC | MDT_OFA_correlation_085LTP | FN:119 | PRODUCER | 08-Apr-2006 14:35 | 2885.2 M | 0.9 M |


| Elapsed Time (s) | Event Summary  |
|------------------|--|
| 288.3            | Retract Single Probe Module (MRPS) 1                       |
| 197.7            | Vert Pretest 9.9 cc @ 60 C3/M Single Probe Module (MRPS) 1 |
| 126.9            | Probe Set @ 2885.2 M Single Probe Module (MRPS) 1          |

### PIP SUMMARY

Time Mark Every 60 S

|   |        |  |   |
|---|--------|--|---|
| MRPS 1 Quartz Gauge Temperature<br>(BQT1)     |        |  |   |
| 100   | (DEGC) | 125  |   |
| MRPS 1 Resistivity Cell Temperature<br>(B1TR) |        | MRPS 1 Resistivity<br>Cell Temperature<br>(B1TR) |   |
| 100   | (DEGC) | 125  | (DEGC)                                    |
| MRPS 1 Quartz Gauge Pressure (BQP1)           |        | MRHY 1<br>Motor<br>Speed<br>(HMS1)<br>(RPM)      | MRPS 1 Strain<br>Gauge Pressure<br>(BSG1) |
| 0   | (PSIA) |  | 5000                                      |
|   |        | 0 8000   |   |





PIP SUMMARY

Time Mark Every 60 S

Format: MRPS\_1\_SGQG\_Station

Vertical Scale: 1" per 60S

Graphics File Created: 08-Apr-2006 14:34

OP System Version: 14C0-302

MCM



|         |            |        |            |
|---------|------------|--------|------------|
| MRPS_1  | unofficial | MRHY_1 | unofficial |
| MRPO_UD | unofficial | LFA    | unofficial |
| MRMS_1  | unofficial | MRPC   | unofficial |
| SGT-L   | unofficial | TCC-B  | unofficial |
| ACTS-B1 | unofficial |        |            |

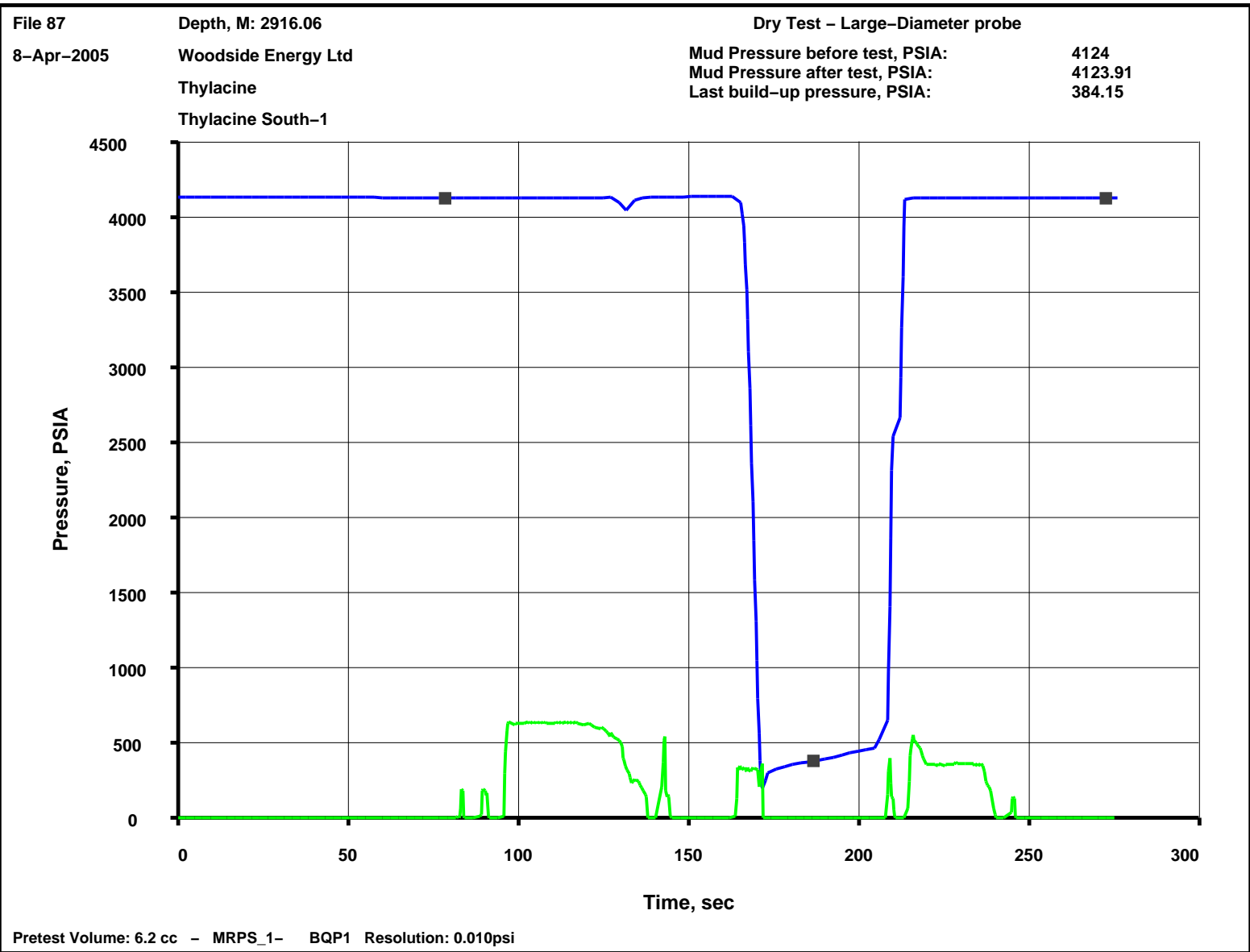
Output DLIS Files

|         |                            |        |          |                   |
|---------|----------------------------|--------|----------|-------------------|
| DEFAULT | MDT_OFA_correlation_085LTP | FN:118 | PRODUCER | 08-Apr-2006 14:34 |
| MDT_TLC | MDT_OFA_correlation_085LTP | FN:119 | PRODUCER | 08-Apr-2006 14:35 |



Pretest @ 2916.1 mMD

MAXIS Field Log



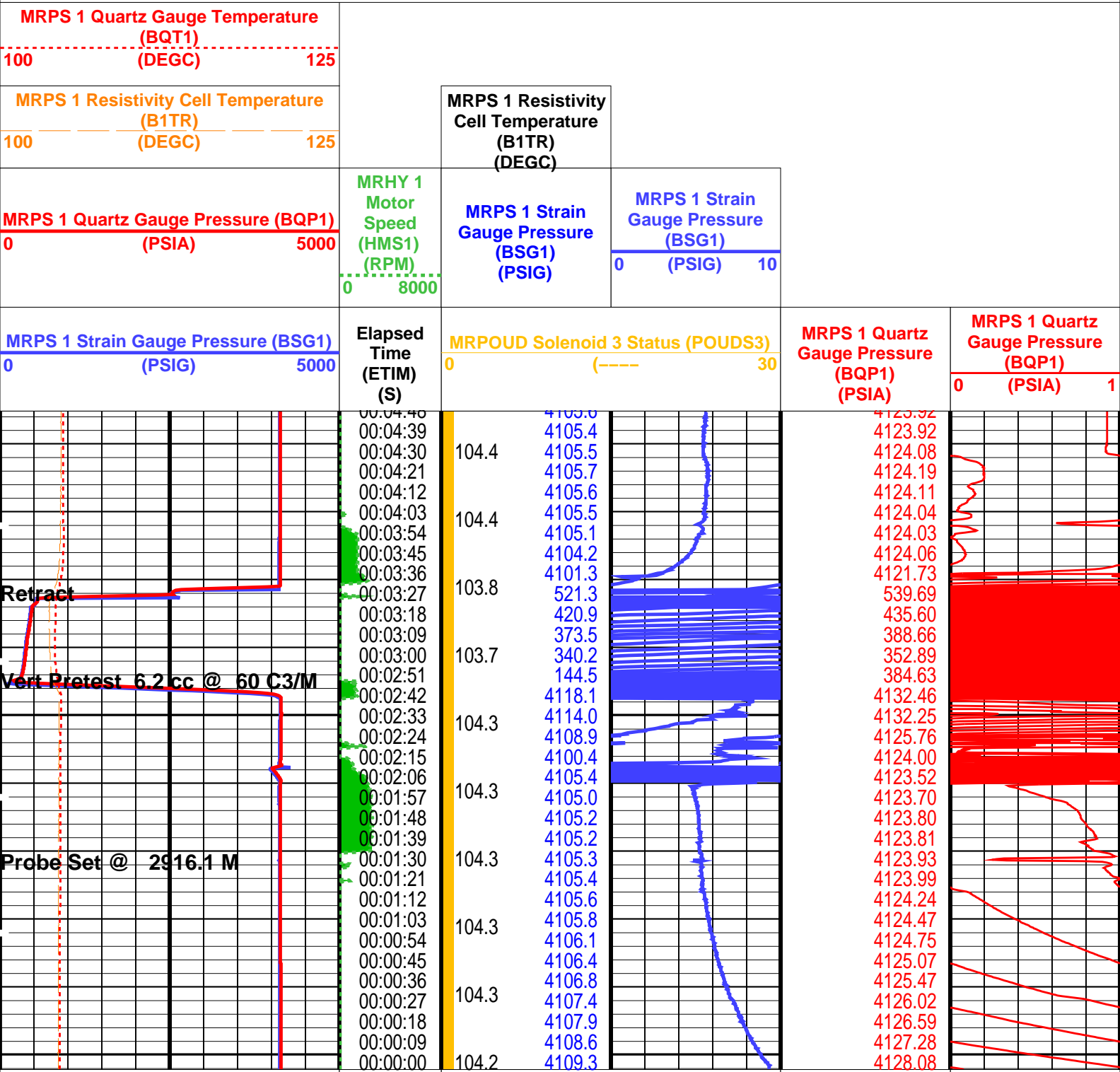
Output DLIS Files

|         |                            |        |          |                   |          |       |
|---------|----------------------------|--------|----------|-------------------|----------|-------|
| DEFAULT | MDT_OFA_correlation_087LTP | FN:122 | PRODUCER | 08-Apr-2006 15:12 | 2916.1 M | 0.7 M |
| MDT_TLC | MDT_OFA_correlation_087LTP | FN:123 | PRODUCER | 08-Apr-2006 15:13 | 2916.1 M | 0.7 M |

| Elapsed Time (s) | Event Summary  |
|------------------|--|
| 210.6            | Retract Single Probe Module (MRPS) 1                       |
| 159.6            | Vert Pretest 6.2 cc @ 60 C3/M Single Probe Module (MRPS) 1 |
| 91.8             | Probe Set @ 2916.1 M Single Probe Module (MRPS) 1          |

PIP SUMMARY

Time Mark Every 60 S



|   |   |  |   |   |        |   |
|---|---|--|---|---|--------|---|
|   | (S)   |  | (PSIA)  | 0 | (PSIA) | 1 |
| MRPS 1 Quartz Gauge Pressure (BQP1)<br>0 (PSIA) 5000            | MRHY 1<br>Motor<br>Speed<br>(HMS1)<br>(RPM)<br>0 8000 | MRPS 1 Strain<br>Gauge Pressure<br>(BSG1)<br>(PSIG)        | MRPS 1 Strain<br>Gauge Pressure<br>(BSG1)<br>(PSIG) | 0 | 10     |   |
| MRPS 1 Resistivity Cell Temperature<br>(B1TR)<br>100 (DEGC) 125 |   | MRPS 1 Resistivity<br>Cell Temperature<br>(B1TR)<br>(DEGC) |   |   |        |   |
| MRPS 1 Quartz Gauge Temperature<br>(BQT1)<br>100 (DEGC) 125     |   |  |   |   |        |   |

#### PIP SUMMARY

Time Mark Every 60 S

Format: MRPS\_1\_SGQG\_Station

Vertical Scale: 1" per 60S

Graphics File Created: 08-Apr-2006 15:12

### OP System Version: 14C0-302 MCM

|         |            |        |            |
|---------|------------|--------|------------|
| MRPS_1  | unofficial | MRHY_1 | unofficial |
| MRPO_UD | unofficial | LFA    | unofficial |
| MRMS_1  | unofficial | MRPC   | unofficial |
| SGT-L   | unofficial | TCC-B  | unofficial |
| ACTS-B1 | unofficial |        |            |

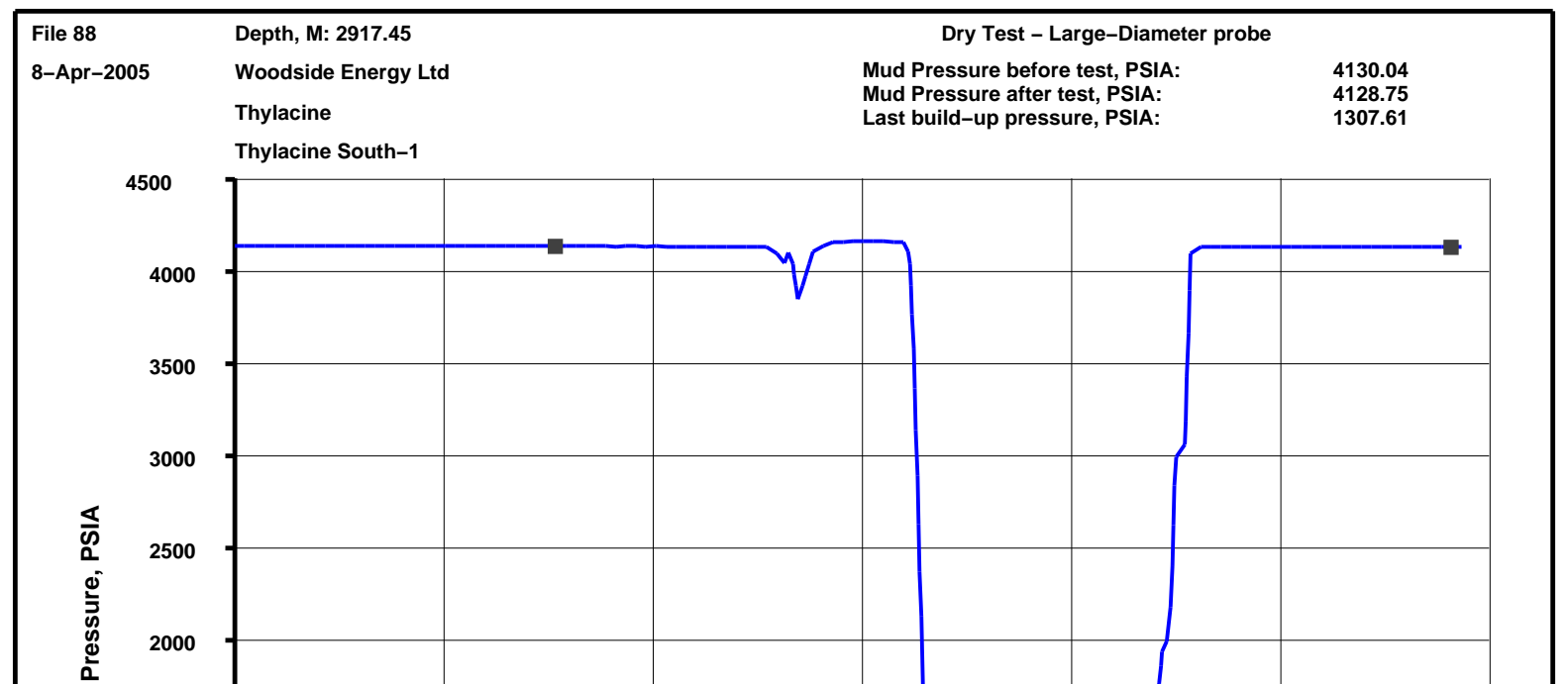
### Output DLIS Files

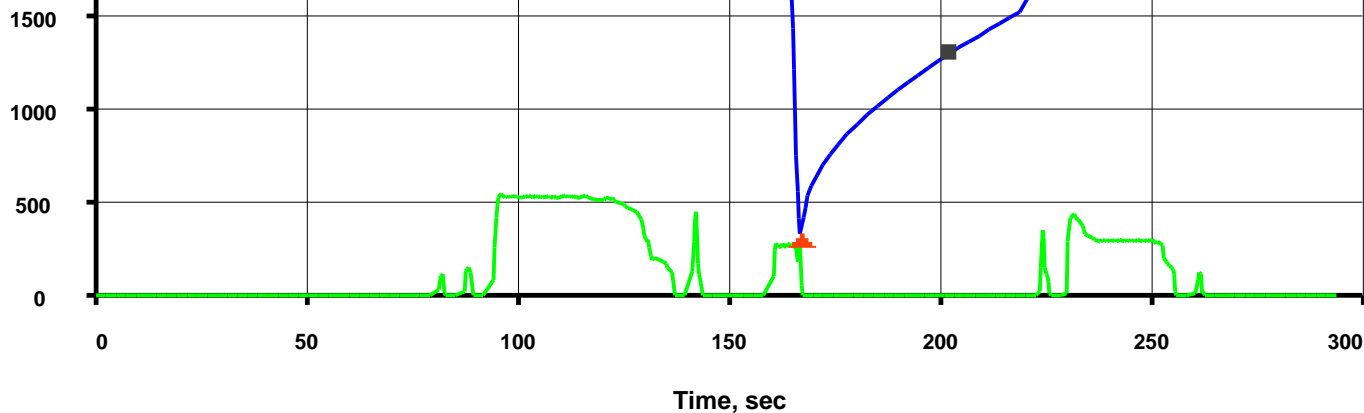
|         |                            |        |          |                   |
|---------|----------------------------|--------|----------|-------------------|
| DEFAULT | MDT_OFA_correlation_087LTP | FN:122 | PRODUCER | 08-Apr-2006 15:12 |
| MDT_TLC | MDT_OFA_correlation_087LTP | FN:123 | PRODUCER | 08-Apr-2006 15:13 |

**Schlumberger**

**Pretest @ 2917.5 mMD**

MAXIS Field Log





Pretest Volume: 0.0 cc - MRPS\_1- BQP1 Resolution: 0.010psi

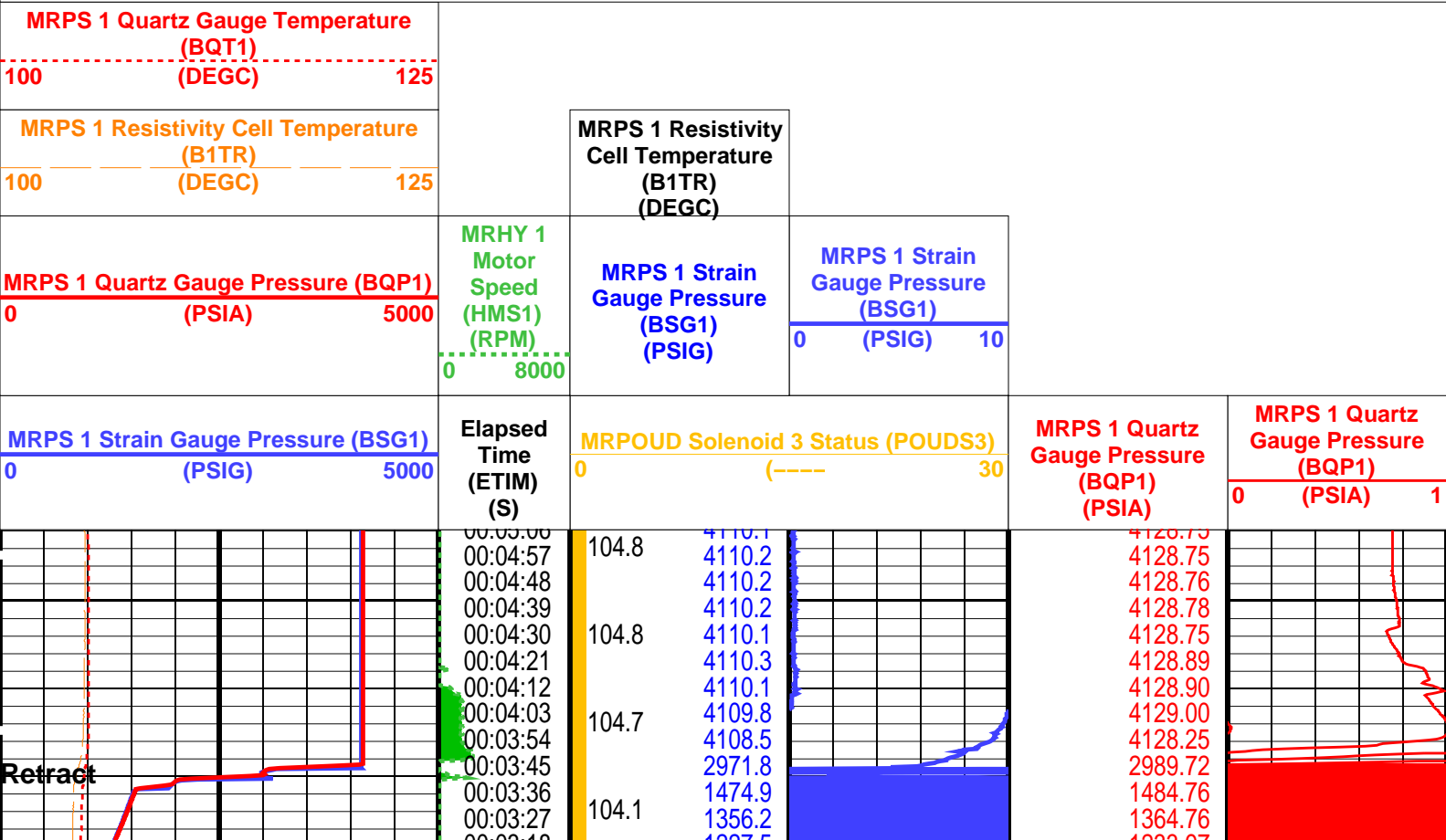
## Output DLIS Files

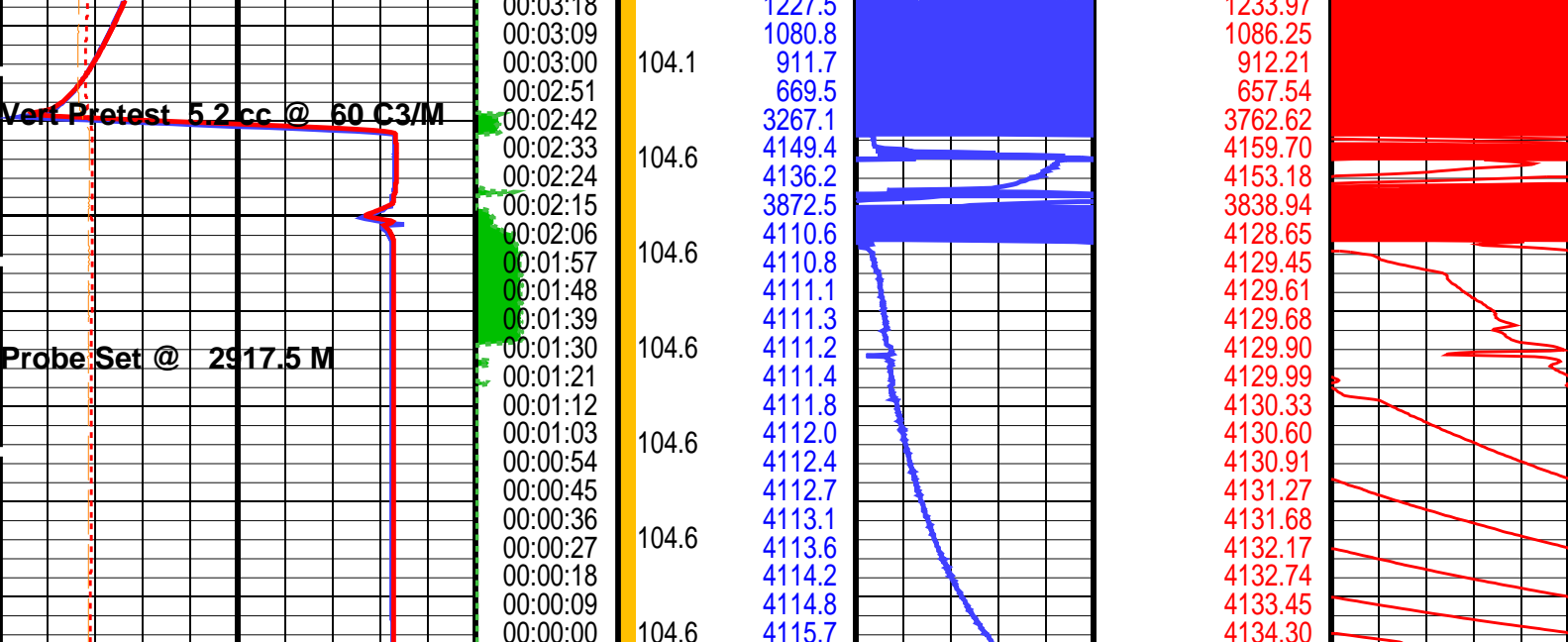
|         |                            |        |          |                   |          |       |
|---------|----------------------------|--------|----------|-------------------|----------|-------|
| DEFAULT | MDT_OFA_correlation_088LTP | FN:124 | PRODUCER | 08-Apr-2006 15:22 | 2917.5 M | 0.8 M |
| MDT_TLC | MDT_OFA_correlation_088LTP | FN:125 | PRODUCER | 08-Apr-2006 15:22 | 2917.5 M | 0.8 M |

| Elapsed Time (s) | Event Summary  |
|------------------|--|
| 225.9            | Retract Single Probe Module (MRPS) 1                       |
| 156.0            | Vert Pretest 5.2 cc @ 60 C3/M Single Probe Module (MRPS) 1 |
| 90.0             | Probe Set @ 2917.5 M Single Probe Module (MRPS) 1          |

## PIP SUMMARY

Time Mark Every 60 S





|   |  |   |  |   |  |  |  |
|---|--|---|--|---|--|--|--|
| <b>MRPS 1 Strain Gauge Pressure (BSG1)</b><br>0 (PSIG) 5000         |  | <b>Elapsed Time (ETIM) (S)</b><br>0 (----) 30                       |  | <b>MRPS 1 Quartz Gauge Pressure (BQP1) (PSIA)</b><br>0 5000 |  | <b>MRPS 1 Quartz Gauge Pressure (BQP1) (PSIA)</b><br>0 1 |  |
| <b>MRPS 1 Quartz Gauge Pressure (BQP1) (PSIA)</b><br>0 5000         |  | <b>MRPS 1 Strain Gauge Pressure (BSG1) (PSIG)</b><br>0 10           |  | <b>MRPS 1 Quartz Gauge Pressure (BQP1) (PSIA)</b><br>0 5000 |  | <b>MRPS 1 Quartz Gauge Pressure (BQP1) (PSIA)</b><br>0 1 |  |
| <b>MRPS 1 Resistivity Cell Temperature (B1TR) (DEGC)</b><br>100 125 |  | <b>MRPS 1 Resistivity Cell Temperature (B1TR) (DEGC)</b><br>100 125 |  | <b>MRPS 1 Quartz Gauge Pressure (BQP1) (PSIA)</b><br>0 5000 |  | <b>MRPS 1 Quartz Gauge Pressure (BQP1) (PSIA)</b><br>0 1 |  |
| <b>MRPS 1 Quartz Gauge Temperature (BQT1) (DEGC)</b><br>100 125     |  | <b>MRPS 1 Quartz Gauge Temperature (BQT1) (DEGC)</b><br>100 125     |  | <b>MRPS 1 Quartz Gauge Pressure (BQP1) (PSIA)</b><br>0 5000 |  | <b>MRPS 1 Quartz Gauge Pressure (BQP1) (PSIA)</b><br>0 1 |  |

#### PIP SUMMARY

Time Mark Every 60 S

Format: MRPS\_1\_SGQG\_Station

Vertical Scale: 1" per 60S

Graphics File Created: 08-Apr-2006 15:22

### OP System Version: 14C0-302

MCM

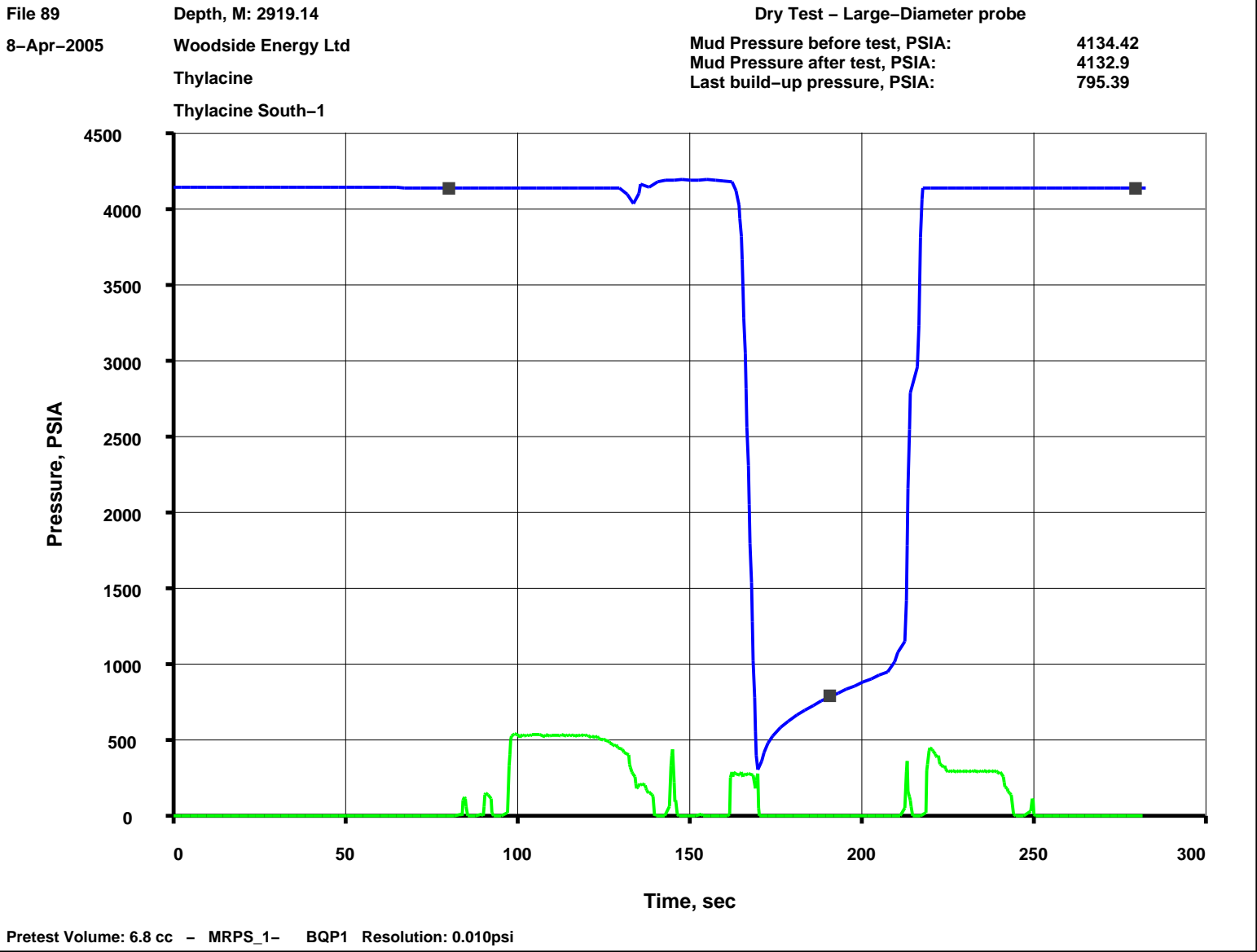
|         |            |        |            |
|---------|------------|--------|------------|
| MRPS_1  | unofficial | MRHY_1 | unofficial |
| MRPO_UD | unofficial | LFA    | unofficial |
| MRMS_1  | unofficial | MRPC   | unofficial |
| SGT-L   | unofficial | TCC-B  | unofficial |
| ACTS-B1 | unofficial |        |            |

### Output DLIS Files

|         |                            |        |          |                   |
|---------|----------------------------|--------|----------|-------------------|
| DEFAULT | MDT_OFA_correlation_088LTP | FN:124 | PRODUCER | 08-Apr-2006 15:22 |
| MDT_TLC | MDT_OFA_correlation_088LTP | FN:125 | PRODUCER | 08-Apr-2006 15:22 |

**Schlumberger**

**Pretest @ 2919.1 mMD**



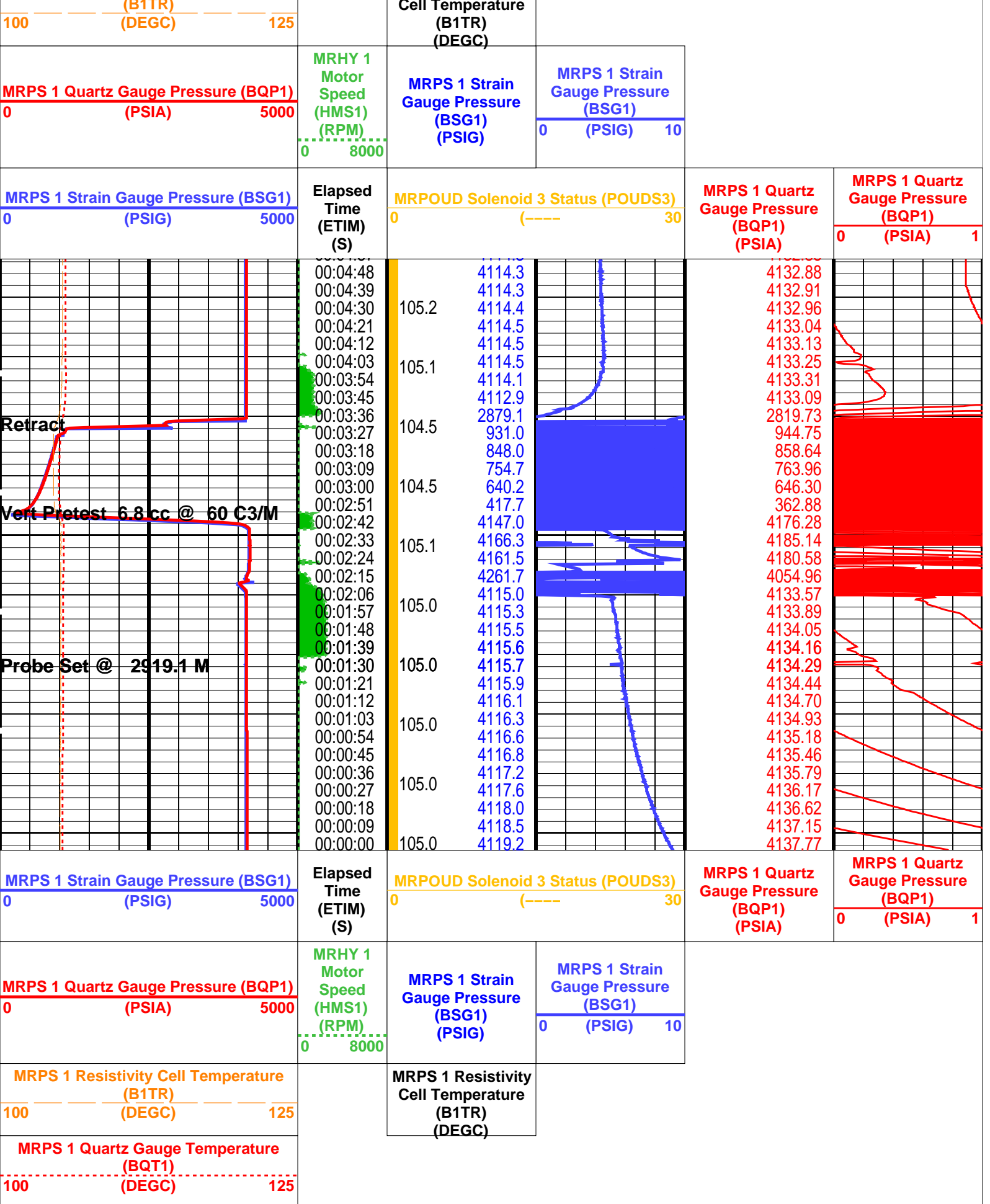
Output DLIS Files

|         |                            |        |          |                   |
|---------|----------------------------|--------|----------|-------------------|
| DEFAULT | MDT_OFA_correlation_089LTP | FN:126 | PRODUCER | 08-Apr-2006 15:35 |
| MDT_TLC | MDT_OFA_correlation_089LTP | FN:127 | PRODUCER | 08-Apr-2006 15:35 |

| Elapsed Time (s) | Event Summary  |
|------------------|--|
| 214.8            | Retract Single Probe Module (MRPS) 1                       |
| 157.2            | Vert Pretest 6.8 cc @ 60 C3/M Single Probe Module (MRPS) 1 |
| 93.3             | Probe Set @ 2919.1 M Single Probe Module (MRPS) 1          |

PIP SUMMARY

|  |                    |
|--|--------------------|
| <div>Time Mark Every 60 S</div> <div>MRPS 1 Quartz Gauge Temperature (BQT1) (DEGC)</div> <div>100125</div> | MRPS 1 Resistivity |
|--|--------------------|



PIP SUMMARY

Time Mark Every 60 S

Format: MRPS\_1\_SGQG\_Station

Vertical Scale: 1" per 60S

Graphics File Created: 08-Apr-2006 15:35

|         |            |        |            |
|---------|------------|--------|------------|
| MRPS_1  | unofficial | MRHY_1 | unofficial |
| MRPO_UD | unofficial | LFA    | unofficial |
| MRMS_1  | unofficial | MRPC   | unofficial |
| SGT-L   | unofficial | TCC-B  | unofficial |
| ACTS-B1 | unofficial |        |            |

## Output DLIS Files

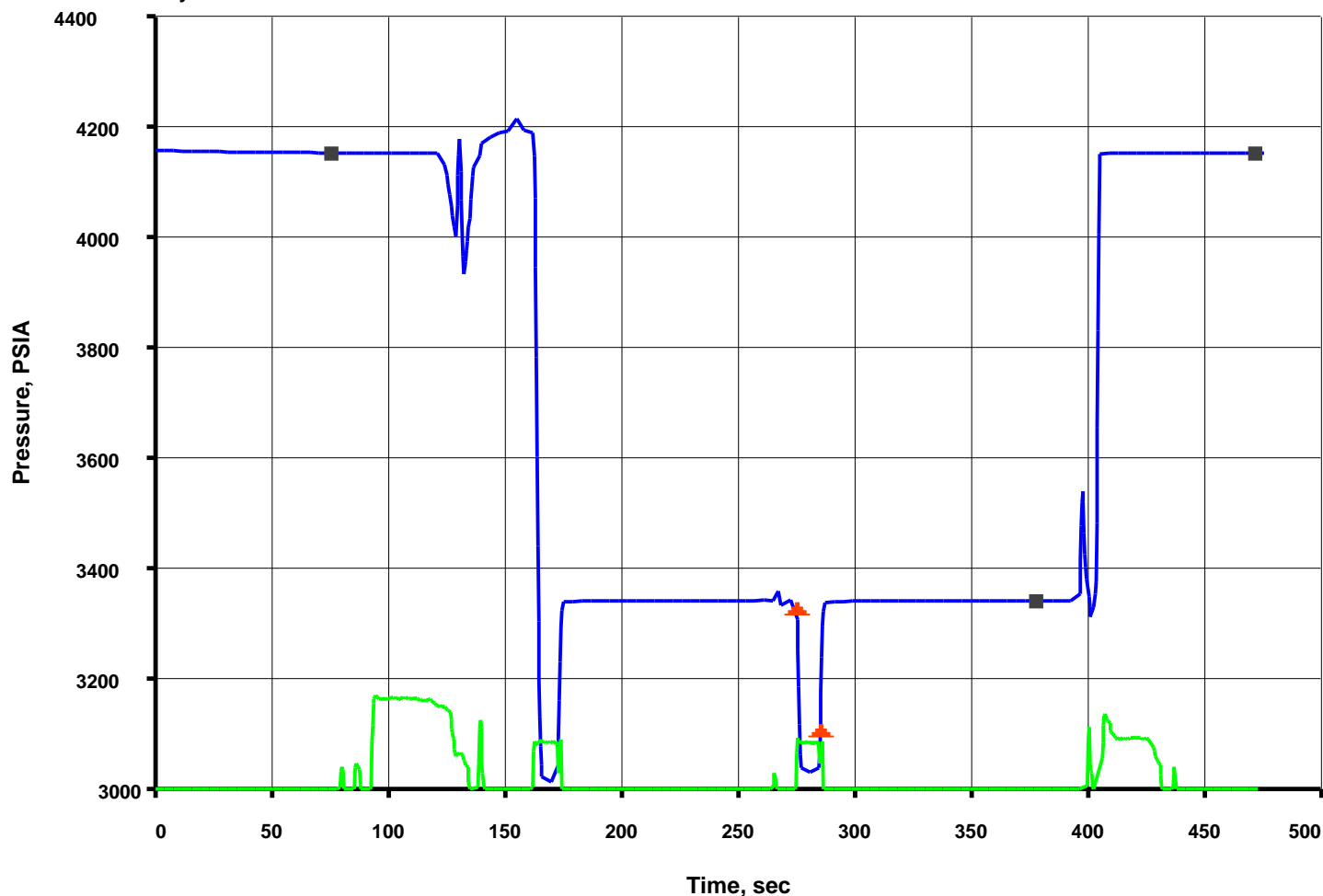
|         |                            |        |          |                   |
|---------|----------------------------|--------|----------|-------------------|
| DEFAULT | MDT_OFA_correlation_089LTP | FN:126 | PRODUCER | 08-Apr-2006 15:35 |
| MDT_TLC | MDT_OFA_correlation_089LTP | FN:127 | PRODUCER | 08-Apr-2006 15:35 |

**Schlumberger**

**Pretest @ 2936.1 mMD**

MAXIS Field Log

File 90      Depth, M: 2936.06      Volumetric Limited draw-down – Large-Diameter probe  
8-Apr-2005      Woodside Energy Ltd      Mud Pressure before test, PSIA: 4153.24  
Thylacine      Mud Pressure after test, PSIA: 4153.28  
Thylacine South-1      Last build-up pressure, PSIA: 3341.04  
Draw-down mobility, md/cp: 7.9



## Output DLIS Files

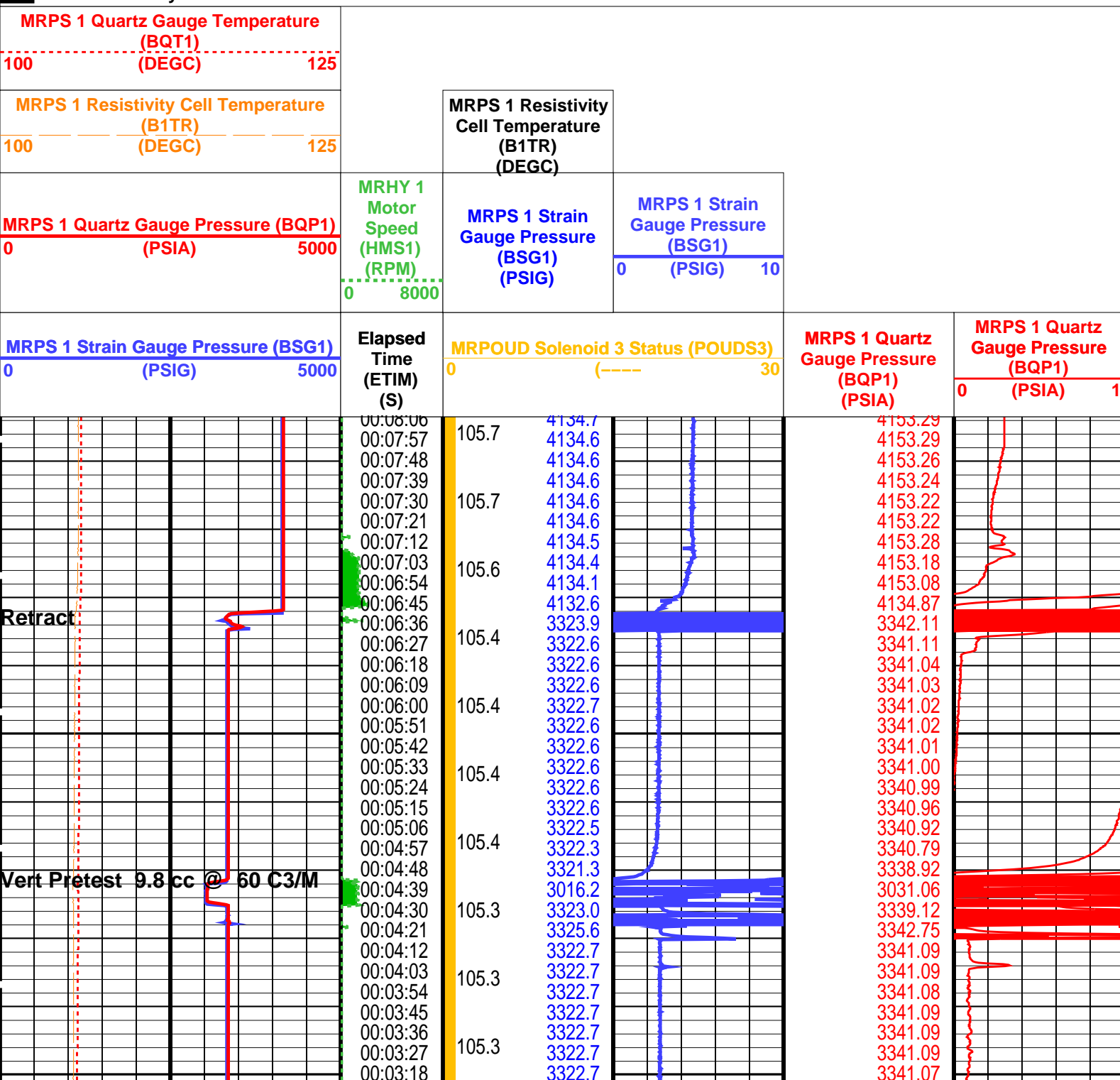
|         |                            |        |          |                   |          |       |
|---------|----------------------------|--------|----------|-------------------|----------|-------|
| DEFAULT | MDT_OFA_correlation_090LTP | FN:128 | PRODUCER | 08-Apr-2006 15:45 | 2936.1 M | 1.2 M |
|---------|----------------------------|--------|----------|-------------------|----------|-------|

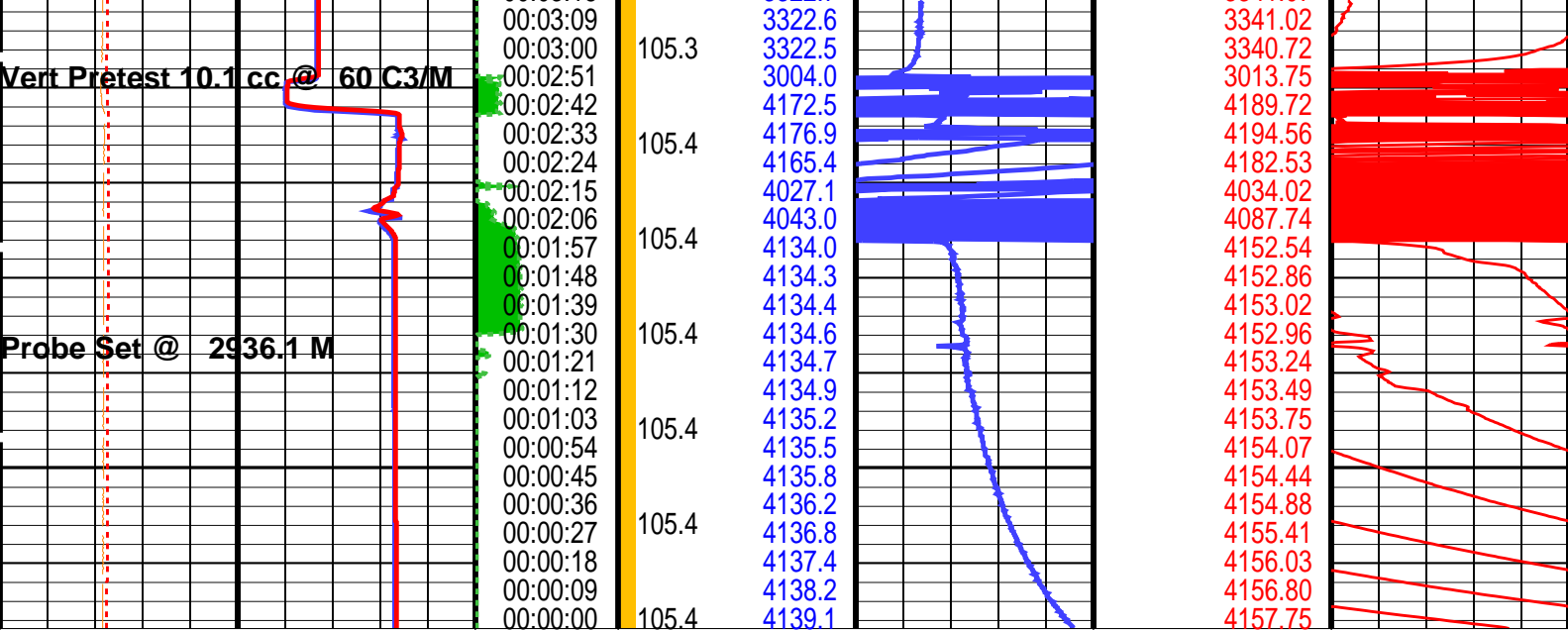


| Elapsed Time (s) | Event Summary   |
|------------------|---|
| 402.3            | Retract Single Probe Module (MRPS) 1                        |
| 270.3            | Vert Pretest 9.8 cc @ 60 C3/M Single Probe Module (MRPS) 1  |
| 157.8            | Vert Pretest 10.1 cc @ 60 C3/M Single Probe Module (MRPS) 1 |
| 88.8             | Probe Set @ 2936.1 M Single Probe Module (MRPS) 1           |

# PIP SUMMARY

Time Mark Every 60 S





|  |  |                                    |  |  |  |
|--|--|------------------------------------|--|--|--|
| <div>MRPS 1 Strain Gauge Pressure (BSG1)</div> <div>0 (PSIG) 5000</div>                |  | <div>Elapsed Time (ETIM) (S)</div> | <div>MRPOUD Solenoid 3 Status (POUDS3)</div> <div>0 (----) 30</div>          |  | <div>MRPS 1 Quartz Gauge Pressure (BQP1) (PSIA)</div> <div>0 1</div> |
| <div>MRPS 1 Quartz Gauge Pressure (BQP1) (PSIA)</div> <div>0 (PSIA) 5000</div>         |  |                                    | <div>MRPS 1 Strain Gauge Pressure (BSG1) (PSIG)</div> <div>0 (PSIG) 10</div> |  |  |
| <div>MRPS 1 Resistivity Cell Temperature (B1TR) (DEGC)</div> <div>100 (DEGC) 125</div> |  |                                    | <div>MRPS 1 Resistivity Cell Temperature (B1TR) (DEGC)</div>                 |  |  |
| <div>MRPS 1 Quartz Gauge Temperature (BQT1) (DEGC)</div> <div>100 (DEGC) 125</div>     |  |                                    |  |  |  |

### PIP SUMMARY

Time Mark Every 60 S

Format: MRPS\_1\_SGQG\_Station

Vertical Scale: 1" per 60S

Graphics File Created: 08-Apr-2006 15:45

## OP System Version: 14C0-302

MCM

|         |            |        |            |
|---------|------------|--------|------------|
| MRPS_1  | unofficial | MRHY_1 | unofficial |
| MRPO_UD | unofficial | LFA    | unofficial |
| MRMS_1  | unofficial | MRPC   | unofficial |
| SGT-L   | unofficial | TCC-B  | unofficial |
| ACTS-B1 | unofficial |        |            |

### Output DLIS Files

|         |                            |        |          |                   |
|---------|----------------------------|--------|----------|-------------------|
| DEFAULT | MDT_OFA_correlation_090LTP | FN:128 | PRODUCER | 08-Apr-2006 15:45 |
| MDT_TLC | MDT_OFA_correlation_090LTP | FN:129 | PRODUCER | 08-Apr-2006 15:46 |

Schlumberger

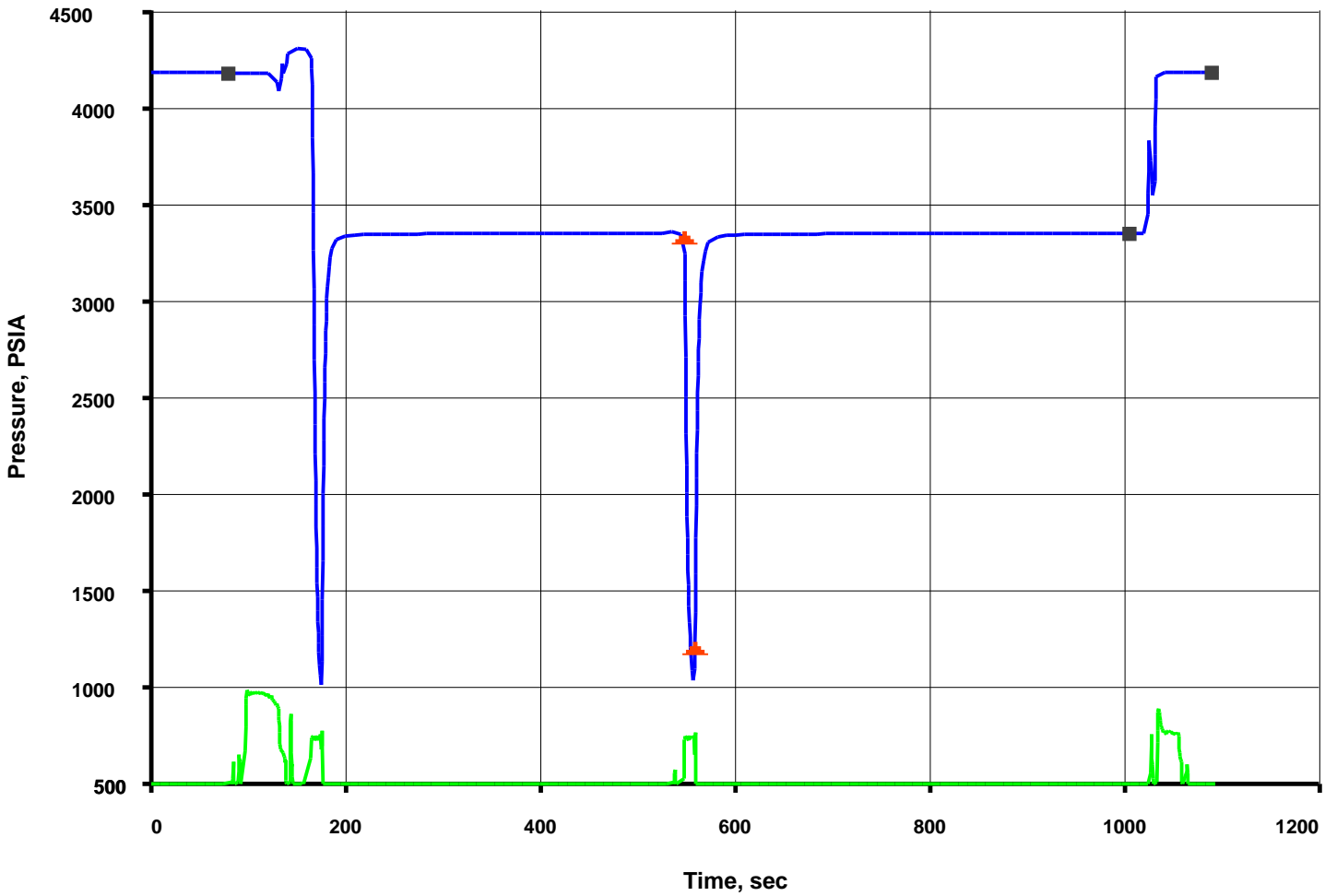
Pretest @ 2951.1 mMD

File 92  
8-Apr-2005

Depth, M: 2951.10  
Woodside Energy Ltd  
Thylacine  
Thylacine South-1

Volumetric Limited draw-down – Large-Diameter probe  
Mud Pressure before test, PSIA: 4175.39  
Mud Pressure after test, PSIA: 4177.02  
Last build-up pressure, PSIA: 3344.77  
Draw-down mobility, md/cp: 0.9

10:559.2sec  
Production time: 11.1sec



Pretest Volume: 9.8 cc - MRPS\_1- BQP1 Resolution: 0.010psi

Output DLIS Files

|         |                            |        |          |                   |          |       |
|---------|----------------------------|--------|----------|-------------------|----------|-------|
| DEFAULT | MDT_OFA_correlation_092LTP | FN:131 | PRODUCER | 08-Apr-2006 16:13 | 2951.1 M | 2.8 M |
| MDT_TLC | MDT_OFA_correlation_092LTP | FN:132 | PRODUCER | 08-Apr-2006 16:13 | 2951.1 M | 2.8 M |

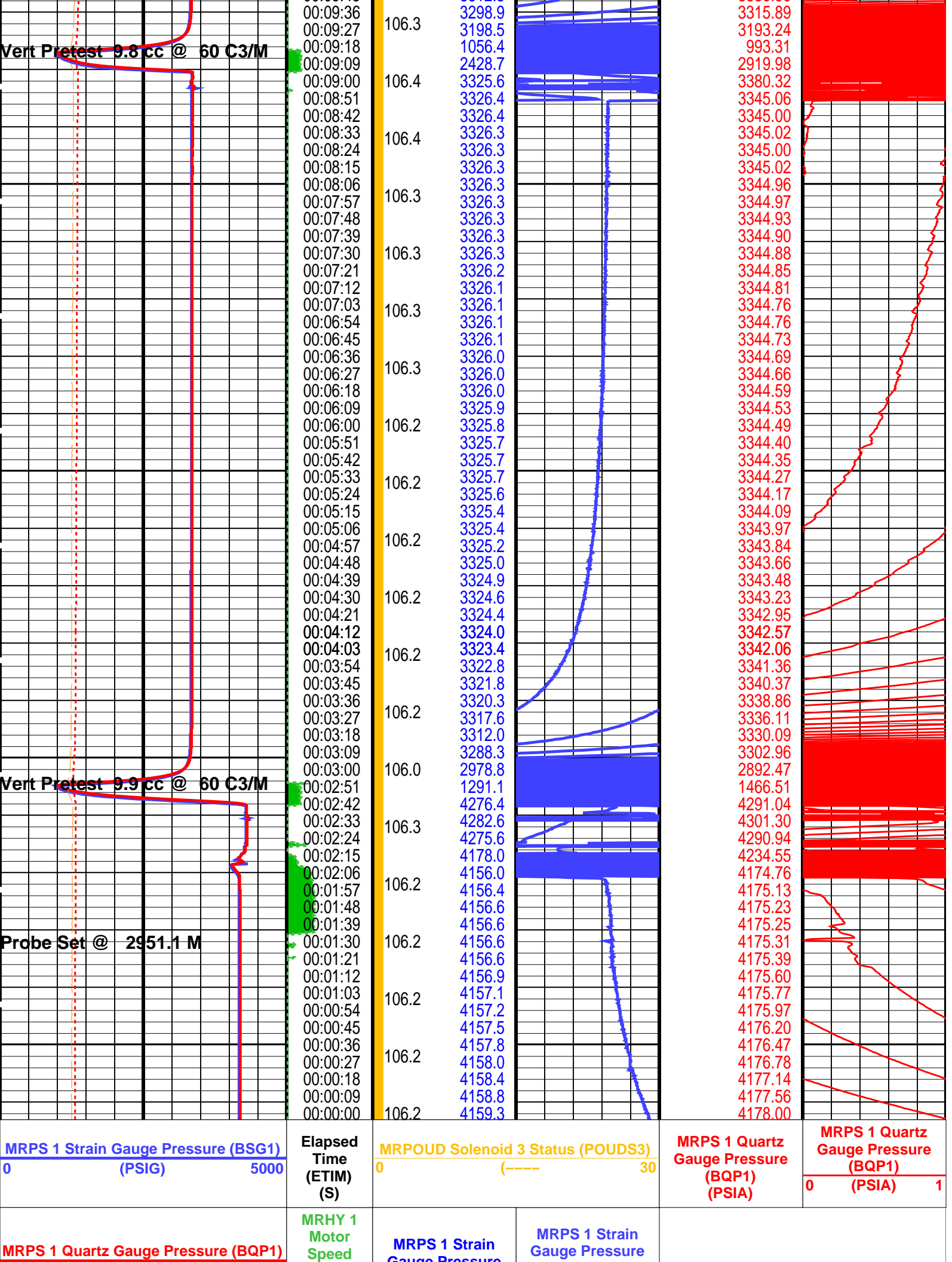
| Elapsed Time (s) | Event Summary  |
|------------------|--|
| 1029.6           | Retract Single Probe Module (MRPS) 1                       |
| 543.3            | Vert Pretest 9.8 cc @ 60 C3/M Single Probe Module (MRPS) 1 |
| 159.9            | Vert Pretest 9.9 cc @ 60 C3/M Single Probe Module (MRPS) 1 |
| 93.0             | Probe Set @ 2951.1 M Single Probe Module (MRPS) 1          |

PIP SUMMARY

|  |     |
|--|-----|
| Time Mark Every 60 S                   |     |
| MRPS 1 Quartz Gauge Temperature (BQT1) |     |
| 100 (DEGC)                             | 125 |

MRPS 1 Resistivity

| MRPS 1 Resistivity Cell Temperature<br>(B1TR)<br>(DEGC) |  | MRPS 1 Resistivity<br>Cell Temperature<br>(B1TR)<br>(DEGC) |  | MRPS 1 Strain<br>Gauge Pressure<br>(BSG1)<br>(PSIG) |  | MRPS 1 Strain<br>Gauge Pressure<br>(BSG1)<br>(PSIG) |  | MRPS 1 Quartz<br>Gauge Pressure<br>(BQP1)<br>(PSIA) |  | MRPS 1 Quartz<br>Gauge Pressure<br>(BQP1)<br>(PSIA) |  |
|---|--|--|--|---|--|---|--|---|--|---|--|
| 100 125   |  | MRHY 1<br>Motor<br>Speed<br>(HMS1)<br>(RPM)                |  | MRPS 1 Strain<br>Gauge Pressure<br>(BSG1)<br>(PSIG) |  | MRPS 1 Strain<br>Gauge Pressure<br>(BSG1)<br>(PSIG) |  | MRPS 1 Quartz<br>Gauge Pressure<br>(BQP1)<br>(PSIA) |  | MRPS 1 Quartz<br>Gauge Pressure<br>(BQP1)<br>(PSIA) |  |
| 0 5000  |  | 0 8000   |  | 0 5000  |  | 0 10  |  | 0 5000  |  | 0 1   |  |
| MRPS 1 Strain Gauge Pressure (BSG1)<br>(PSIG)           |  | Elapsed<br>Time<br>(ETIM)<br>(S)                           |  | MRPOUD Solenoid 3 Status (POUDS3)                   |  | MRPS 1 Quartz<br>Gauge Pressure<br>(BQP1)<br>(PSIA) |  | MRPS 1 Quartz<br>Gauge Pressure<br>(BQP1)<br>(PSIA) |  | MRPS 1 Quartz<br>Gauge Pressure<br>(BQP1)<br>(PSIA) |  |
| 0 5000  |  | 0 30   |  | 0 30  |  | 0 5000  |  | 0 5000  |  | 0 1   |  |
| Retract   |  |  |  |   |  |   |  |   |  |   |  |
| 00:18:18  |  | 4158.0   |  | 4177.02   |  | 4177.02   |  | 4177.02   |  | 4177.02   |  |
| 00:18:09  |  | 4158.0   |  | 4177.02   |  | 4177.02   |  | 4177.02   |  | 4177.02   |  |
| 00:18:00  |  | 106.9 4158.0   |  | 4177.01   |  | 4177.01   |  | 4177.01   |  | 4177.01   |  |
| 00:17:51  |  | 4158.0   |  | 4177.04   |  | 4177.04   |  | 4177.04   |  | 4177.04   |  |
| 00:17:42  |  | 4158.3   |  | 4177.23   |  | 4177.23   |  | 4177.23   |  | 4177.23   |  |
| 00:17:33  |  | 106.9 4158.0   |  | 4176.98   |  | 4176.98   |  | 4176.98   |  | 4176.98   |  |
| 00:17:24  |  | 4157.8   |  | 4176.97   |  | 4176.97   |  | 4176.97   |  | 4176.97   |  |
| 00:17:15  |  | 4156.0   |  | 4175.42   |  | 4175.42   |  | 4175.42   |  | 4175.42   |  |
| 00:17:06  |  | 106.7 3723.2   |  | 3789.59   |  | 3789.59   |  | 3789.59   |  | 3789.59   |  |
| 00:16:57  |  | 106.7 3326.0   |  | 3345.12   |  | 3345.12   |  | 3345.12   |  | 3345.12   |  |
| 00:16:48  |  | 3326.0   |  | 3344.78   |  | 3344.78   |  | 3344.78   |  | 3344.78   |  |
| 00:16:39  |  | 3326.0   |  | 3344.76   |  | 3344.76   |  | 3344.76   |  | 3344.76   |  |
| 00:16:30  |  | 106.7 3326.0   |  | 3344.74   |  | 3344.74   |  | 3344.74   |  | 3344.74   |  |
| 00:16:21  |  | 3326.0   |  | 3344.73   |  | 3344.73   |  | 3344.73   |  | 3344.73   |  |
| 00:16:12  |  | 3326.0   |  | 3344.72   |  | 3344.72   |  | 3344.72   |  | 3344.72   |  |
| 00:16:03  |  | 106.7 3325.9   |  | 3344.70   |  | 3344.70   |  | 3344.70   |  | 3344.70   |  |
| 00:15:54  |  | 3325.9   |  | 3344.69   |  | 3344.69   |  | 3344.69   |  | 3344.69   |  |
| 00:15:45  |  | 3325.9   |  | 3344.67   |  | 3344.67   |  | 3344.67   |  | 3344.67   |  |
| 00:15:36  |  | 3325.9   |  | 3344.66   |  | 3344.66   |  | 3344.66   |  | 3344.66   |  |
| 00:15:27  |  | 106.6 3325.9   |  | 3344.64   |  | 3344.64   |  | 3344.64   |  | 3344.64   |  |
| 00:15:18  |  | 3325.9   |  | 3344.62   |  | 3344.62   |  | 3344.62   |  | 3344.62   |  |
| 00:15:09  |  | 3325.9   |  | 3344.59   |  | 3344.59   |  | 3344.59   |  | 3344.59   |  |
| 00:15:00  |  | 106.6 3325.8   |  | 3344.58   |  | 3344.58   |  | 3344.58   |  | 3344.58   |  |
| 00:14:51  |  | 3325.8   |  | 3344.56   |  | 3344.56   |  | 3344.56   |  | 3344.56   |  |
| 00:14:42  |  | 3325.8   |  | 3344.54   |  | 3344.54   |  | 3344.54   |  | 3344.54   |  |
| 00:14:33  |  | 106.6 3325.8   |  | 3344.52   |  | 3344.52   |  | 3344.52   |  | 3344.52   |  |
| 00:14:24  |  | 3325.8   |  | 3344.49   |  | 3344.49   |  | 3344.49   |  | 3344.49   |  |
| 00:14:15  |  | 3325.7   |  | 3344.47   |  | 3344.47   |  | 3344.47   |  | 3344.47   |  |
| 00:14:06  |  | 3325.7   |  | 3344.44   |  | 3344.44   |  | 3344.44   |  | 3344.44   |  |
| 00:13:57  |  | 106.6 3325.7   |  | 3344.41   |  | 3344.41   |  | 3344.41   |  | 3344.41   |  |
| 00:13:48  |  | 3325.6   |  | 3344.38   |  | 3344.38   |  | 3344.38   |  | 3344.38   |  |
| 00:13:39  |  | 3325.6   |  | 3344.35   |  | 3344.35   |  | 3344.35   |  | 3344.35   |  |
| 00:13:30  |  | 106.6 3325.6   |  | 3344.31   |  | 3344.31   |  | 3344.31   |  | 3344.31   |  |
| 00:13:21  |  | 3325.6   |  | 3344.29   |  | 3344.29   |  | 3344.29   |  | 3344.29   |  |
| 00:13:12  |  | 3325.5   |  | 3344.24   |  | 3344.24   |  | 3344.24   |  | 3344.24   |  |
| 00:13:03  |  | 106.6 3325.5   |  | 3344.19   |  | 3344.19   |  | 3344.19   |  | 3344.19   |  |
| 00:12:54  |  | 3325.4   |  | 3344.17   |  | 3344.17   |  | 3344.17   |  | 3344.17   |  |
| 00:12:45  |  | 3325.4   |  | 3344.10   |  | 3344.10   |  | 3344.10   |  | 3344.10   |  |
| 00:12:36  |  | 3325.3   |  | 3344.04   |  | 3344.04   |  | 3344.04   |  | 3344.04   |  |
| 00:12:27  |  | 106.6 3325.3   |  | 3344.00   |  | 3344.00   |  | 3344.00   |  | 3344.00   |  |
| 00:12:18  |  | 3325.2   |  | 3343.92   |  | 3343.92   |  | 3343.92   |  | 3343.92   |  |
| 00:12:09  |  | 3325.1   |  | 3343.84   |  | 3343.84   |  | 3343.84   |  | 3343.84   |  |
| 00:12:00  |  | 106.5 3325.1   |  | 3343.77   |  | 3343.77   |  | 3343.77   |  | 3343.77   |  |
| 00:11:51  |  | 3324.9   |  | 3343.67   |  | 3343.67   |  | 3343.67   |  | 3343.67   |  |
| 00:11:42  |  | 3324.9   |  | 3343.57   |  | 3343.57   |  | 3343.57   |  | 3343.57   |  |
| 00:11:33  |  | 106.5 3324.8   |  | 3343.45   |  | 3343.45   |  | 3343.45   |  | 3343.45   |  |
| 00:11:24  |  | 3324.6   |  | 3343.30   |  | 3343.30   |  | 3343.30   |  | 3343.30   |  |
| 00:11:15  |  | 3324.4   |  | 3343.15   |  | 3343.15   |  | 3343.15   |  | 3343.15   |  |
| 00:11:06  |  | 3324.3   |  | 3342.96   |  | 3342.96   |  | 3342.96   |  | 3342.96   |  |
| 00:10:57  |  | 106.5 3324.0   |  | 3342.71   |  | 3342.71   |  | 3342.71   |  | 3342.71   |  |
| 00:10:48  |  | 3323.7   |  | 3342.41   |  | 3342.41   |  | 3342.41   |  | 3342.41   |  |
| 00:10:39  |  | 3323.3   |  | 3342.02   |  | 3342.02   |  | 3342.02   |  | 3342.02   |  |
| 00:10:30  |  | 106.5 3322.9   |  | 3341.53   |  | 3341.53   |  | 3341.53   |  | 3341.53   |  |
| 00:10:21  |  | 3322.2   |  | 3340.84   |  | 3340.84   |  | 3340.84   |  | 3340.84   |  |
| 00:10:12  |  | 3321.2   |  | 3339.86   |  | 3339.86   |  | 3339.86   |  | 3339.86   |  |
| 00:10:03  |  | 106.5 3319.7   |  | 3338.38   |  | 3338.38   |  | 3338.38   |  | 3338.38   |  |
| 00:09:54  |  | 3317.3   |  | 3335.88   |  | 3335.88   |  | 3335.88   |  | 3335.88   |  |
| 00:09:45  |  | 3312.5   |  | 3330.90   |  | 3330.90   |  | 3330.90   |  | 3330.90   |  |



|   |        |      |                 |  |                  |
|---|--------|------|-----------------|--|------------------|
| 0   | (PSIA) | 5000 | (HMS1)<br>(RPM) | Gauge Pressure<br>(BSG1)<br>(PSIG)               | (BSG1)<br>(PSIG) |
|   |        |      | 08000           |  | 010              |
| MRPS 1 Resistivity Cell Temperature<br>(B1TR) |        |      |                 | MRPS 1 Resistivity<br>Cell Temperature<br>(B1TR) |                  |
| 100   | (DEGC) | 125  |                 | (DEGC)   |                  |
| MRPS 1 Quartz Gauge Temperature<br>(BQT1)     |        |      |                 |  |                  |
| 100   | (DEGC) | 125  |                 |  |                  |

#### PIP SUMMARY

Time Mark Every 60 S

Format: MRPS\_1\_SGQG\_Station

Vertical Scale: 1" per 60S

Graphics File Created: 08-Apr-2006 16:13

### OP System Version: 14C0-302 MCM

|         |            |        |            |
|---------|------------|--------|------------|
| MRPS_1  | unofficial | MRHY_1 | unofficial |
| MRPO_UD | unofficial | LFA    | unofficial |
| MRMS_1  | unofficial | MRPC   | unofficial |
| SGT-L   | unofficial | TCC-B  | unofficial |
| ACTS-B1 | unofficial |        |            |

### Output DLIS Files

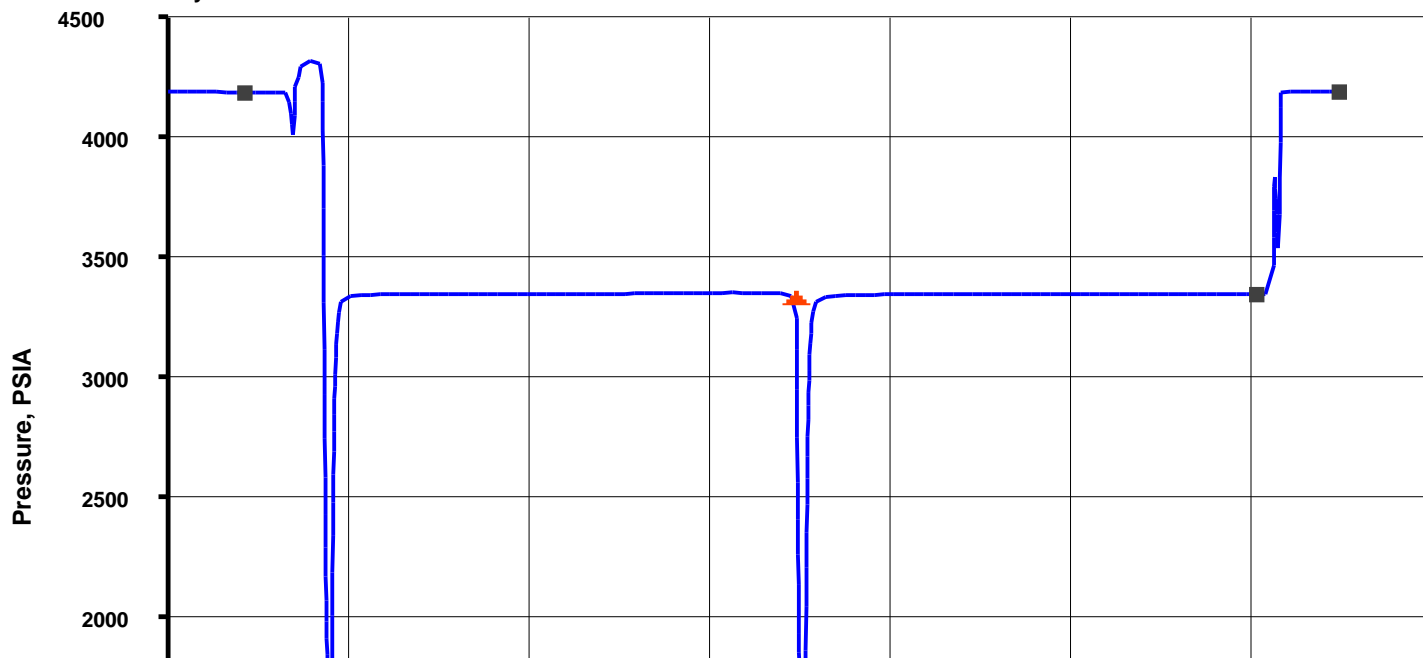
|         |                            |        |          |                   |
|---------|----------------------------|--------|----------|-------------------|
| DEFAULT | MDT_OFA_correlation_092LTP | FN:131 | PRODUCER | 08-Apr-2006 16:13 |
| MDT_TLC | MDT_OFA_correlation_092LTP | FN:132 | PRODUCER | 08-Apr-2006 16:13 |

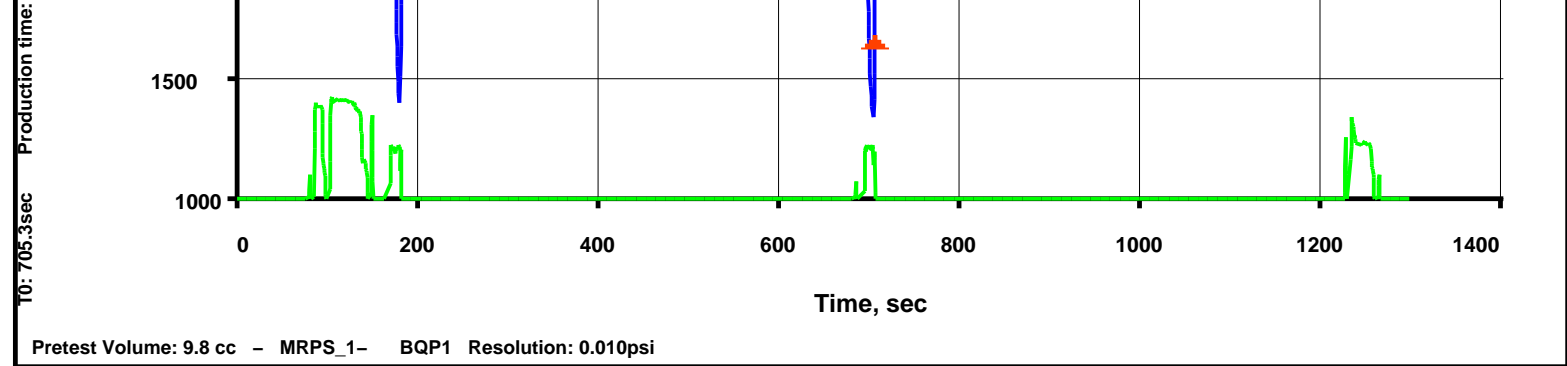
**Schlumberger**

**Pretest @ 2959.2 mMD**

MAXIS Field Log

File 93      Depth, M: 2959.18      Volumetric Limited draw-down - Large-Diameter probe  
8-Apr-2005      Woodside Energy Ltd      Mud Pressure before test, PSIA: 4187.75  
Thylacine      Mud Pressure after test, PSIA: 4188.76  
Thylacine South-1      Last build-up pressure, PSIA: 3347.75  
Draw-down mobility, md/cp: 1.1





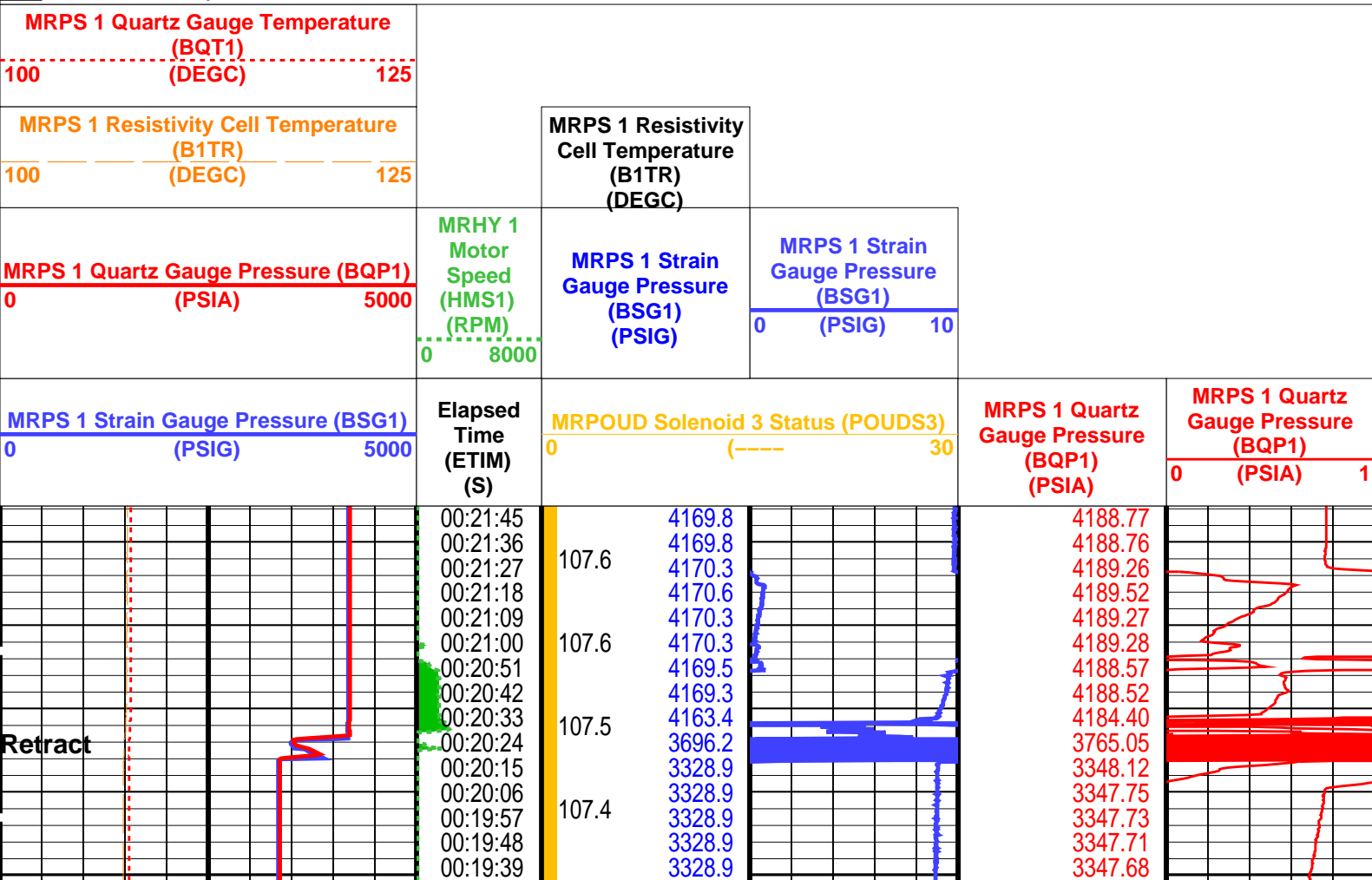
## Output DLIS Files

|         |                            |        |          |                   |
|---------|----------------------------|--------|----------|-------------------|
| DEFAULT | MDT_OFA_correlation_093LTP | FN:133 | PRODUCER | 08-Apr-2006 16:34 |
| MDT_TLC | MDT_OFA_correlation_093LTP | FN:134 | PRODUCER | 08-Apr-2006 16:35 |

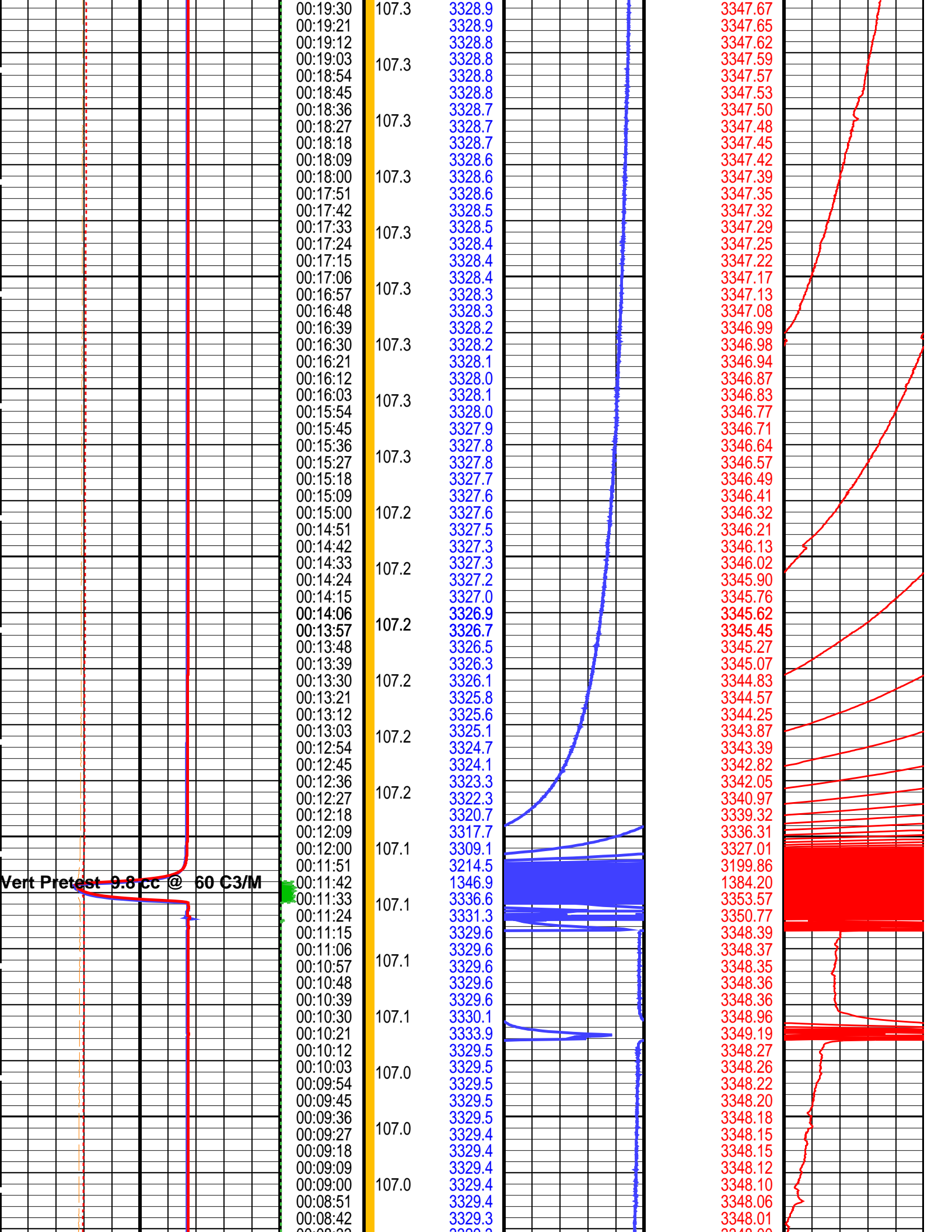
| Elapsed Time (s) | Event Summary   |
|------------------|---|
| 1227.0           | Retract Single Probe Module (MRPS) 1                        |
| 689.7            | Vert Pretest 9.8 cc @ 60 C3/M Single Probe Module (MRPS) 1  |
| 165.9            | Vert Pretest 10.1 cc @ 60 C3/M Single Probe Module (MRPS) 1 |
| 99.0             | Probe Set @ 2959.2 M Single Probe Module (MRPS) 1           |

## PIP SUMMARY


Time Mark Every 60 S











|  |  |                                    |   |  |   |
|--|--|------------------------------------|---|--|---|
| <div>MRPS 1 Strain Gauge Pressure (BSG1)</div> <div>0 (PSIG) 5000</div>                |  | <div>Elapsed Time (ETIM) (S)</div> | <div>MRPOUD Solenoid 3 Status (POUDS3)</div> <div>0 (----) 30</div> |  | <div>MRPS 1 Quartz Gauge Pressure (BQP1) (PSIA)</div> <div>0 (PSIA) 1</div> |
| <div>MRPS 1 Quartz Gauge Pressure (BQP1) (PSIA)</div> <div>0 (PSIA) 5000</div>         |  |                                    | <div>MRPS 1 Strain Gauge Pressure (BSG1) (PSIG)</div>               | <div>MRPS 1 Strain Gauge Pressure (BSG1) (PSIG)</div> <div>0 (PSIG) 10</div> |   |
| <div>MRPS 1 Resistivity Cell Temperature (B1TR) (DEGC)</div> <div>100 (DEGC) 125</div> |  |                                    |   | <div>MRPS 1 Resistivity Cell Temperature (B1TR) (DEGC)</div>                 |   |

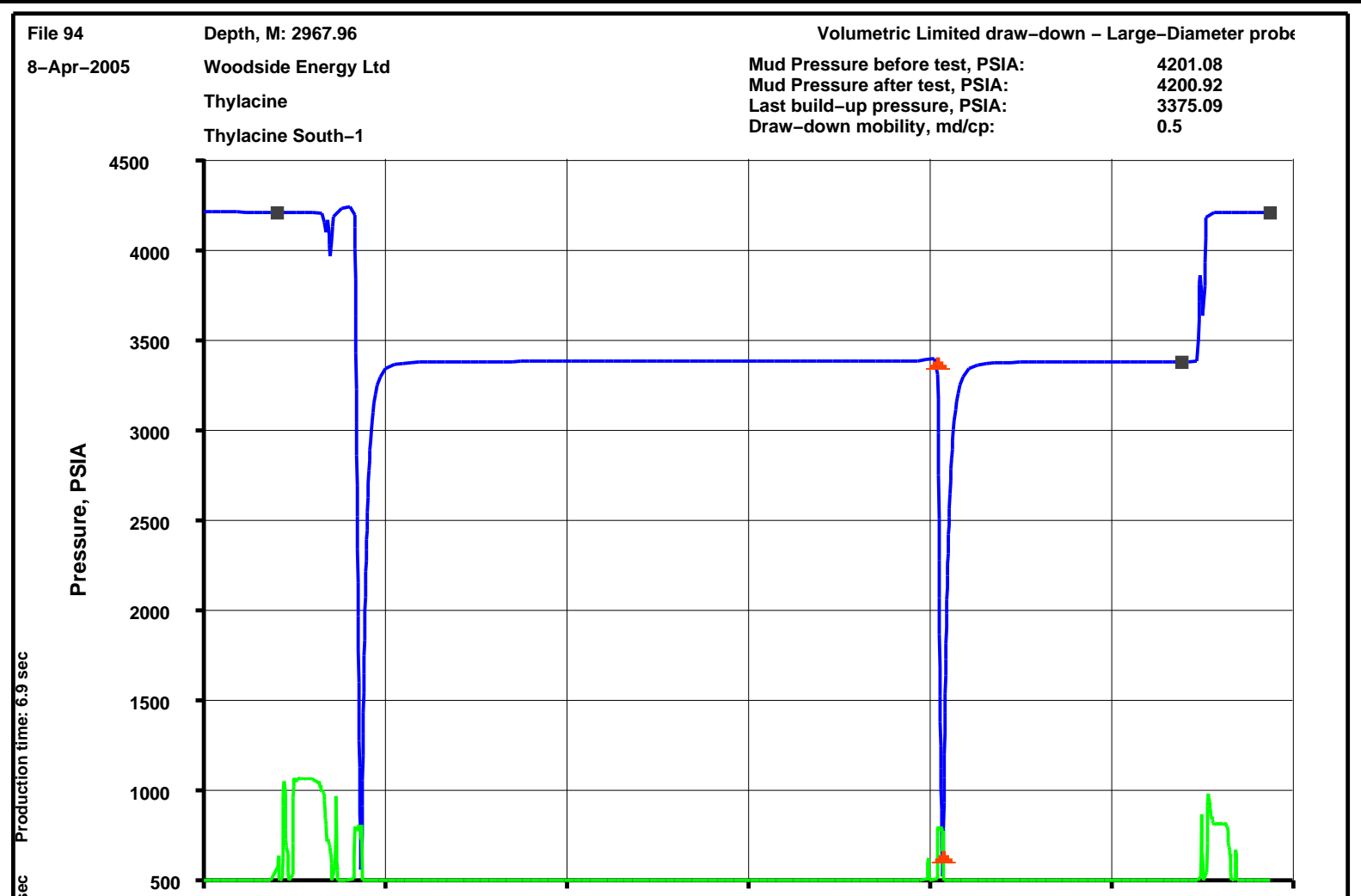
|                             |            |        |            |
|-----------------------------|------------|--------|------------|
| OP System Version: 14C0-302 |            |        |            |
| MCM                         |            |        |            |
| MRPS_1                      | unofficial | MRHY_1 | unofficial |
| MRPO_UD                     | unofficial | LFA    | unofficial |
| MRMS_1                      | unofficial | MRPC   | unofficial |
| SGT-L                       | unofficial | TCC-B  | unofficial |
| ACTS-B1                     | unofficial |        |            |

|                   |                            |        |                            |
|-------------------|----------------------------|--------|----------------------------|
| Output DLIS Files |                            |        |                            |
| DEFAULT           | MDT_OFA_correlation_093LTP | FN:133 | PRODUCER 08-Apr-2006 16:34 |
| MDT_TLC           | MDT_OFA_correlation_093LTP | FN:134 | PRODUCER 08-Apr-2006 16:35 |



Pretest @ 2968.0 mMD

MAXIS Field Log

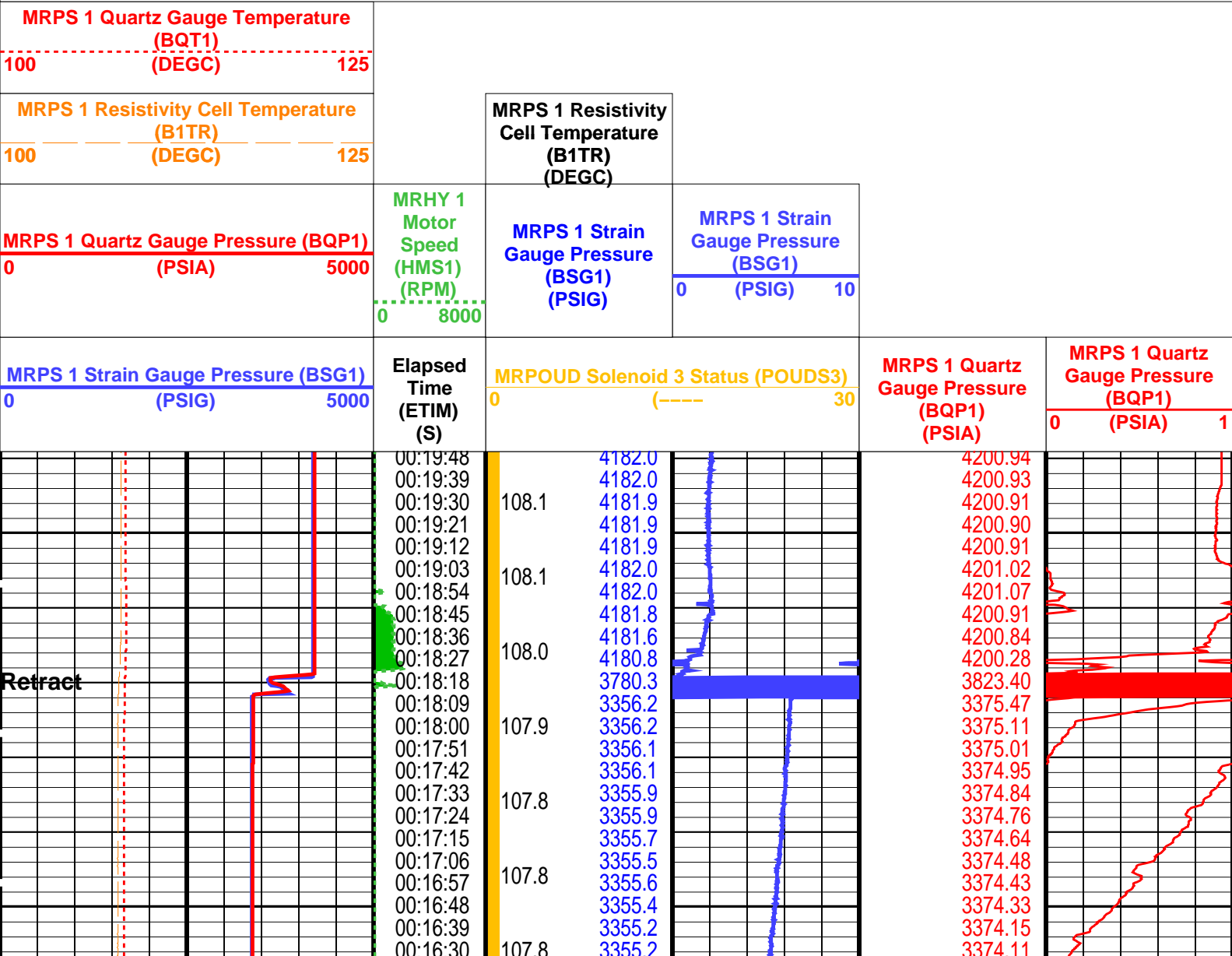


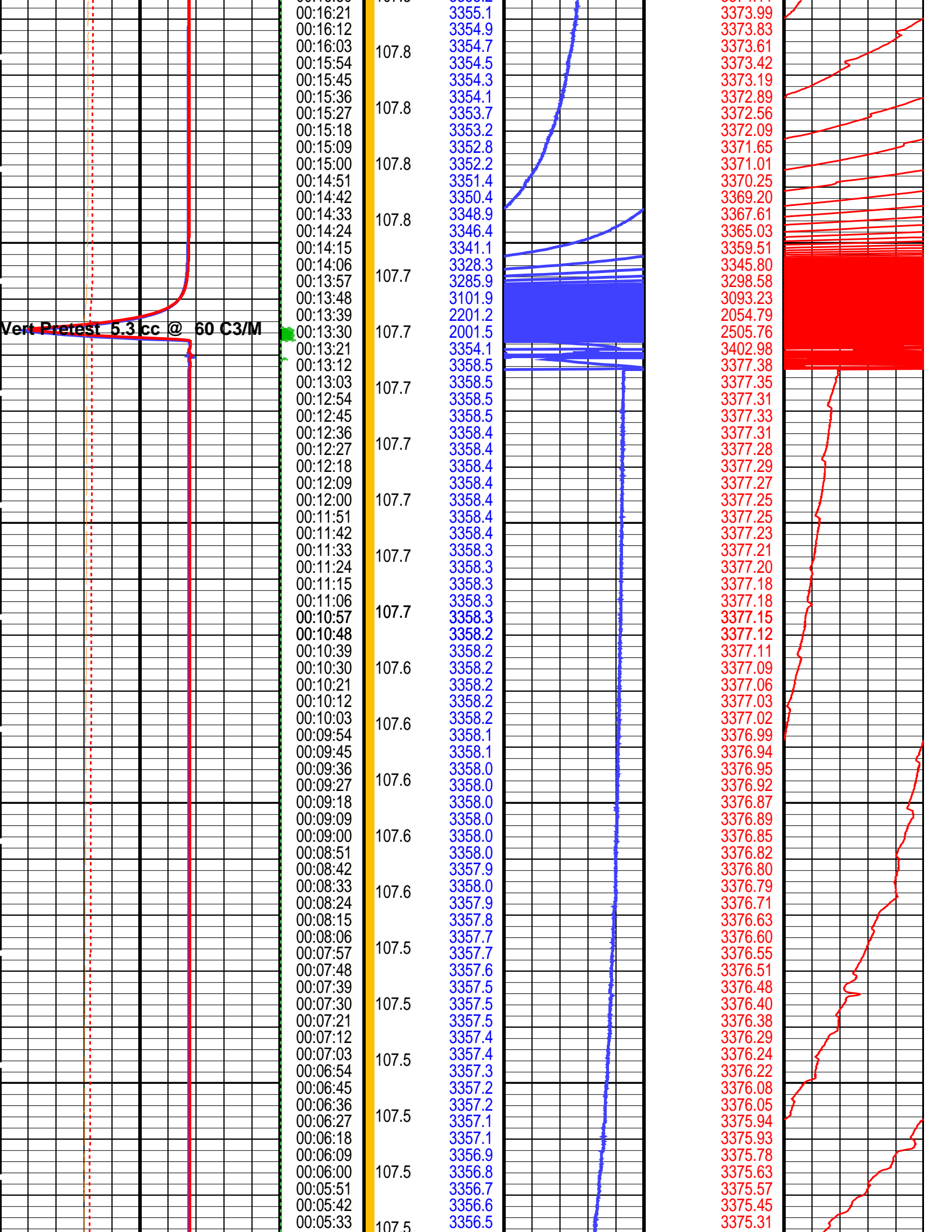
| Output DLIS Files |                            |        |          |                   |          |       |
|-------------------|----------------------------|--------|----------|-------------------|----------|-------|
| DEFAULT           | MDT_OFA_correlation_094LTP | FN:135 | PRODUCER | 08-Apr-2006 16:59 | 2968.0 M | 3.0 M |
| MDT_TLC           | MDT_OFA_correlation_094LTP | FN:136 | PRODUCER | 08-Apr-2006 16:59 | 2968.0 M | 3.0 M |

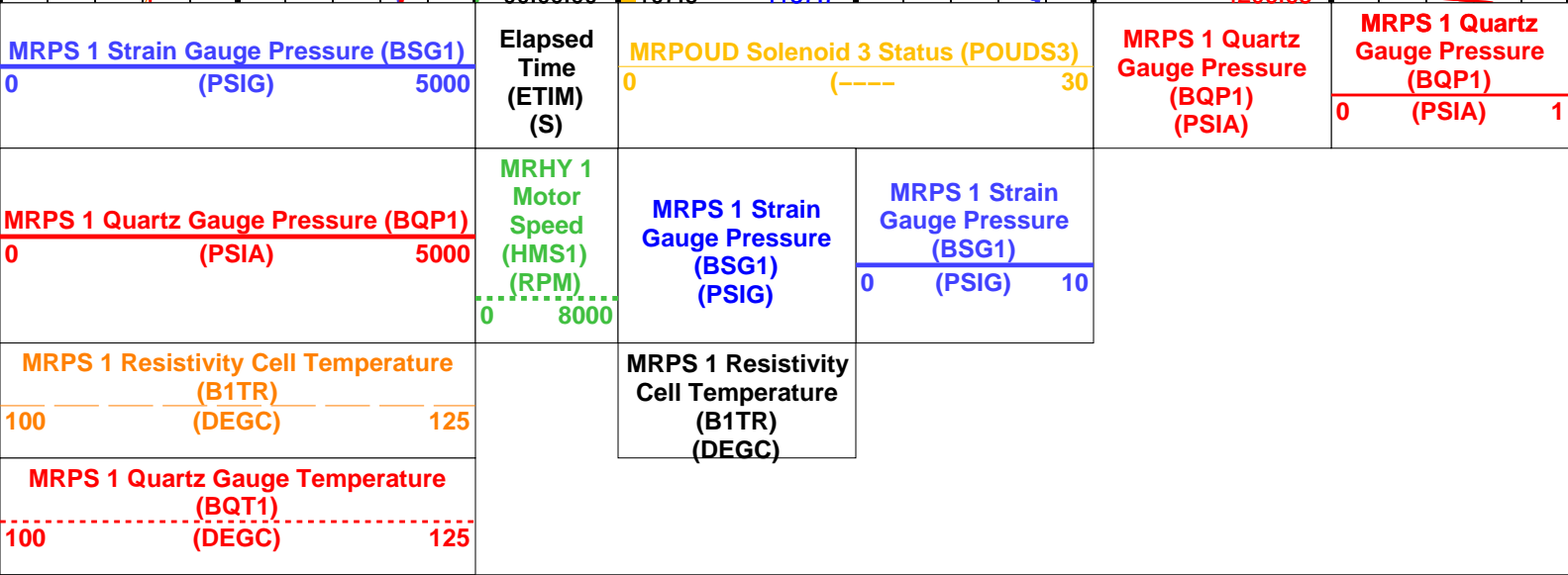
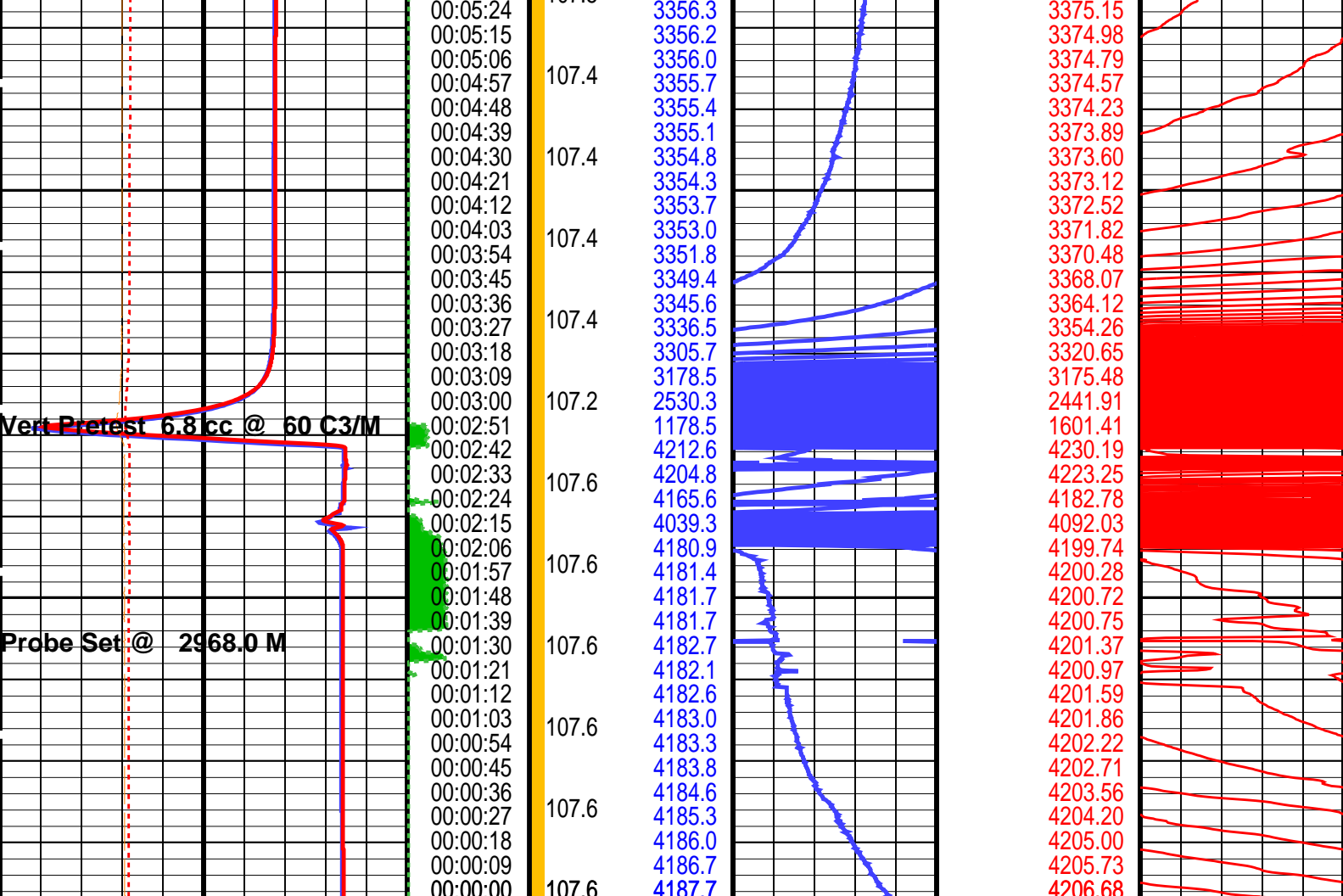
| Elapsed Time (s) | Event Summary  |
|------------------|--|
| 1101.3           | Retract Single Probe Module (MRPS) 1                       |
| 803.7            | Vert Pretest 5.3 cc @ 60 C3/M Single Probe Module (MRPS) 1 |
| 161.7            | Vert Pretest 6.8 cc @ 60 C3/M Single Probe Module (MRPS) 1 |
| 94.5             | Probe Set @ 2968.0 M Single Probe Module (MRPS) 1          |

PIP SUMMARY

Time Mark Every 60 S







**PIP SUMMARY**

Time Mark Every 60 S

Format: MRPS\_1\_SGQG\_Station    Vertical Scale: 1" per 60S    Graphics File Created: 08-Apr-2006 16:59

---

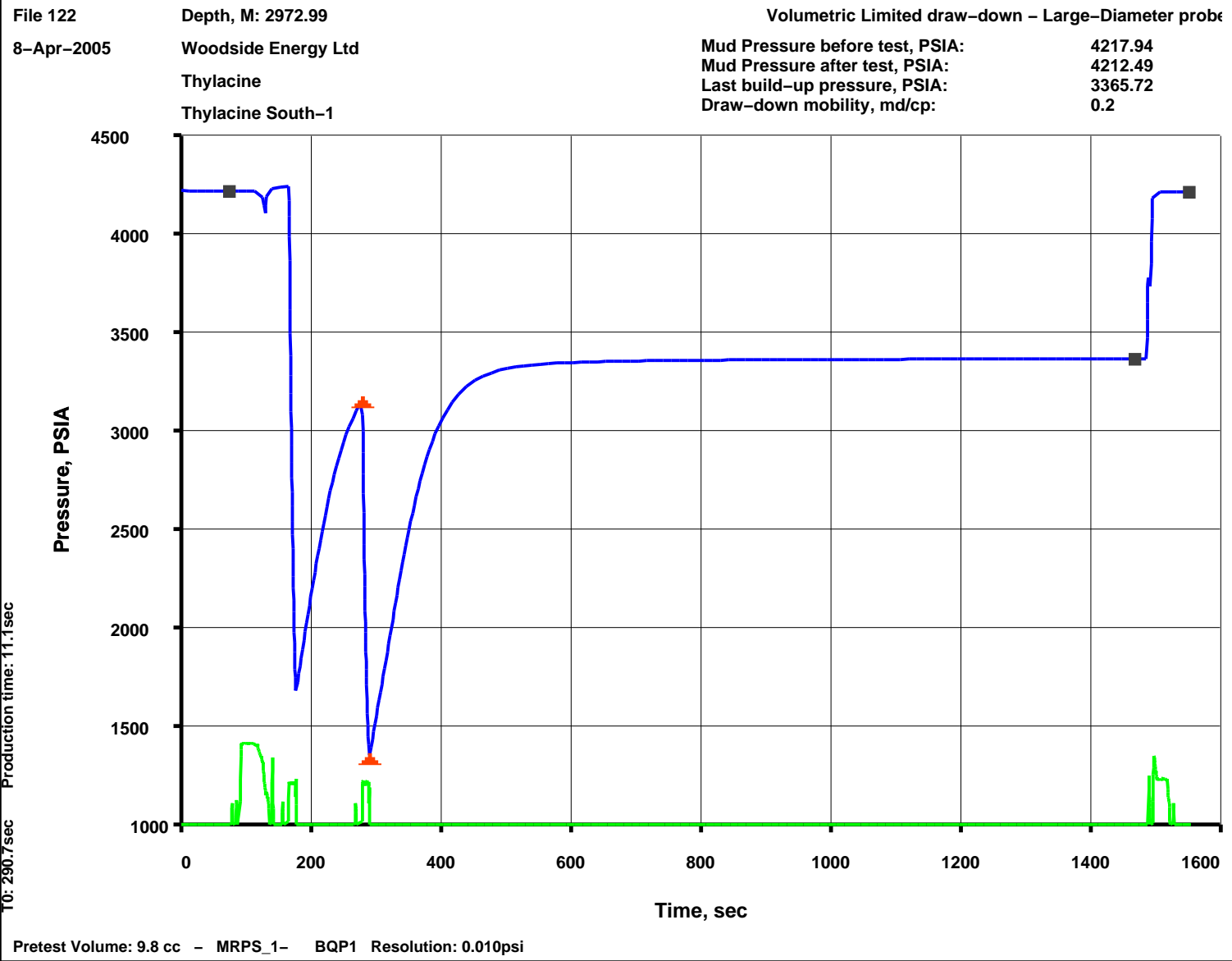
**OP System Version: 14C0-302**  
MCM

|         |            |        |            |
|---------|------------|--------|------------|
| MRPS_1  | unofficial | MRHY_1 | unofficial |
| MRPO_UD | unofficial | LFA    | unofficial |
| MRMS_1  | unofficial | MRPC   | unofficial |
| SGT-L   | unofficial | TCC-B  | unofficial |
| ACTS-B1 | unofficial |        |            |

Schlumberger

Pretest @ 2973.0 mMD

MAXIS Field Log



Output DLIS Files

|         |                            |        |          |                   |
|---------|----------------------------|--------|----------|-------------------|
| DEFAULT | MDT_OFA_correlation_122LTP | FN:191 | PRODUCER | 09-Apr-2006 03:54 |
| MDT_TLC | MDT_OFA_correlation_122LTP | FN:192 | PRODUCER | 09-Apr-2006 03:54 |

| Elapsed Time (s) | Event Summary                        |
|------------------|--------------------------------------|
| 1492.2           | Retract Single Probe Module (MRPS) 1 |

274.5

**161.4**

87.6

**Vert Pretest 9.8 cc @ 60 C3/M Single Probe Module (MRPS) 1**

**Vert Pretest 9.8 cc @ 60 C3/M Single Probe Module (MRPS) 1**

### Probe Set @ 2973.0 M Single Probe Module (MRPS) 1

## PIP SUMMARY

**Time Mark Every 60 S**

MRPS 1 Quartz Gauge Temperature  
(BQT1)

100 (DEGC) 125

| MRPS 1 Resistivity Cell Temperature |  |     |
|-------------------------------------|--|-----|
| (B1TR)                              |  |     |
| 100                                 |  | 125 |
| (DEGC)                              |  |     |

| MRPS 1 Quartz Gauge Pressure (BQP1) |        |      |
|-------------------------------------|--------|------|
| 0                                   | (PSIA) | 5000 |

| MRPS 1 Strain Gauge Pressure (BSG1) |        |      |
|-------------------------------------|--------|------|
| 0                                   | (PSIG) | 5000 |

|                           |
|---------------------------|
| <b>MRPS 1 Resistivity</b> |
| <b>Cell Temperature</b>   |
| <b>(B1TR)</b>             |
| <b>(DEGC)</b>             |

**MRPS 1 Strain  
Gauge Pressure  
(BSG1)  
(PSIG)**

| MRPS 1 Strain Gauge Pressure (BSG1) |    |
|-------------------------------------|----|
| (PSIG)                              | 10 |

MRHY 1  
Motor  
Speed  
(HMS1)  
(RPM)

**Elapsed  
Time  
(ETIM)  
(S)**

MRPOUD Solenoid 3 Status (POUDS3)

**MRPS 1 Quartz  
Gauge Pressure  
(BQP1)  
(PSIA)**

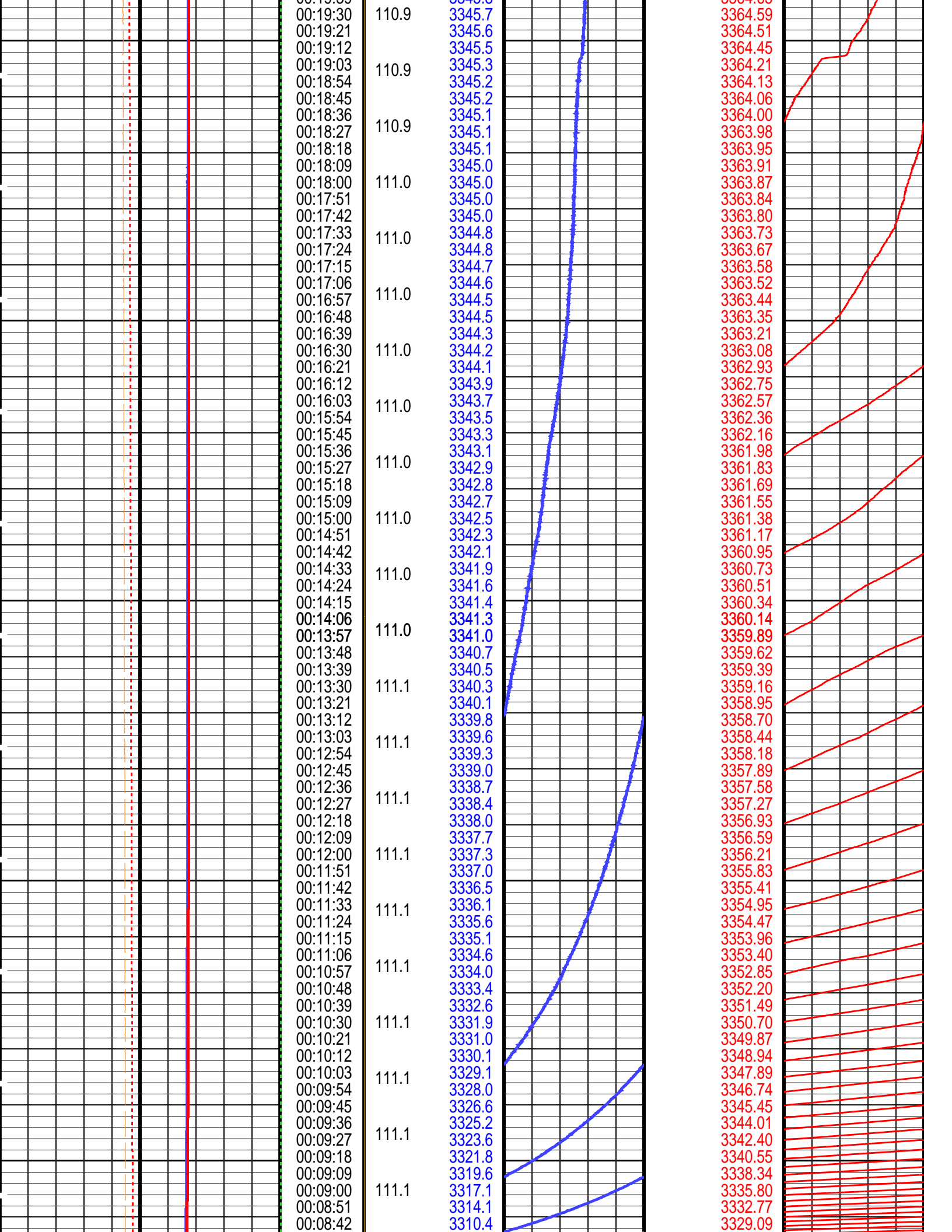
| MRPS 1 Quartz Gauge Pressure (BQP1) |   |
|-------------------------------------|---|
| 0                                   | 1 |
| (PSIA)                              |   |

Retract

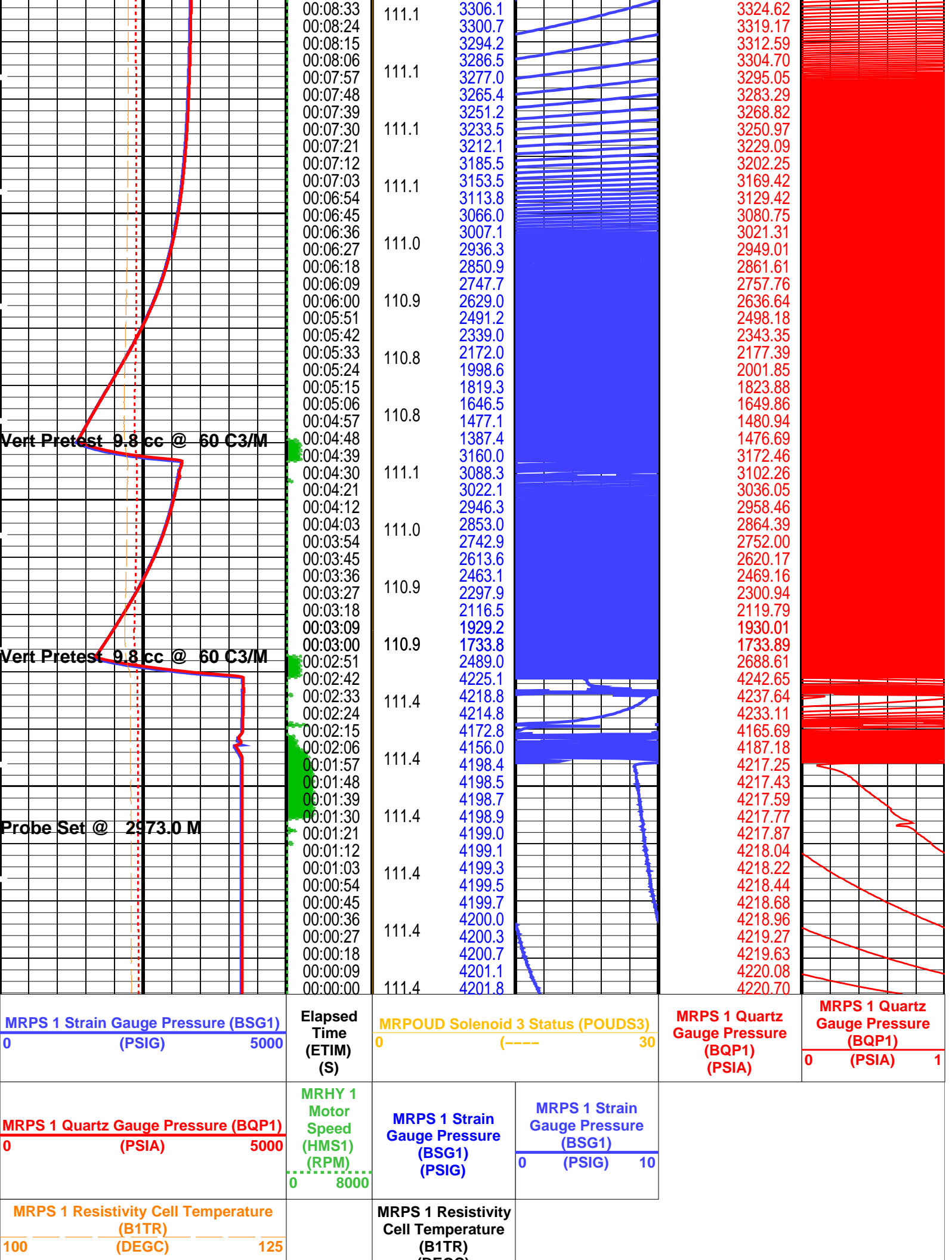
|       |        |
|-------|--------|
| 111.0 | 4193.4 |
|       | 4193.4 |
|       | 4193.5 |
|       | 4193.4 |
| 111.0 | 4193.5 |
|       | 4193.5 |
|       | 4193.4 |
| 111.0 | 4193.1 |
|       | 4192.2 |
|       | 3346.9 |
|       | 3346.9 |
| 110.8 | 3346.8 |
|       | 3346.8 |
|       | 3346.7 |
| 110.8 | 3346.7 |
|       | 3346.7 |
|       | 3346.6 |
| 110.8 | 3346.6 |
|       | 3346.6 |
|       | 3346.5 |
|       | 3346.5 |
| 110.9 | 3346.4 |
|       | 3346.4 |
|       | 3346.4 |
| 110.9 | 3346.4 |
|       | 3346.4 |
|       | 3346.3 |
| 110.9 | 3346.3 |
|       | 3346.3 |
|       | 3346.2 |
|       | 3346.2 |
| 110.9 | 3346.2 |
|       | 3346.1 |
|       | 3346.1 |
| 110.9 | 3346.1 |
|       | 3346.0 |
|       | 3346.0 |
| 110.9 | 3346.0 |
|       | 3346.0 |
|       | 3345.9 |
|       | 3345.9 |
| 110.9 | 3345.9 |
|       | 3345.8 |
|       | 3345.8 |

4212.48  
4212.48  
4212.51  
4212.55  
4212.59  
4212.65  
4212.66  
4212.61  
3851.88  
3366.73  
3365.76  
3365.70  
3365.65  
3365.61  
3365.58  
3365.55  
3365.52  
3365.49  
3365.47  
3365.44  
3365.41  
3365.38  
3365.35  
3365.31  
3365.28  
3365.25  
3365.22  
3365.18  
3365.17  
3365.14  
3365.12  
3365.09  
3365.03  
3365.00  
3364.98  
3364.95  
3364.92  
3364.90  
3364.87  
3364.84  
3364.80  
3364.77  
3364.71  
3364.65







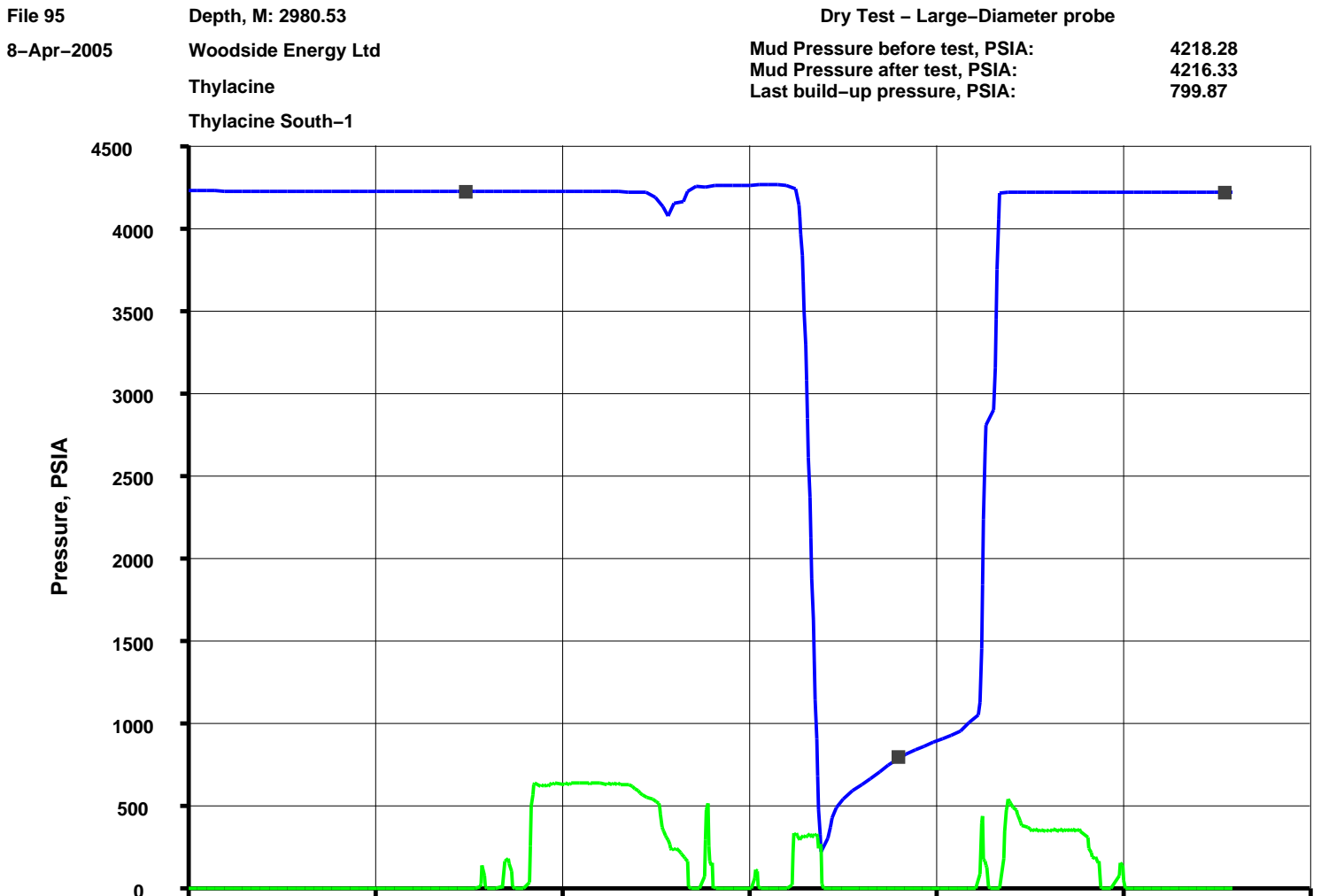


|   |                            |                            |  |
|---|----------------------------|----------------------------|--|
| MRPS 1 Quartz Gauge Temperature<br>(BQT1)<br>(DEGC) |                            | (DEGC)                     |  |
| 100   | 125                        |                            |  |
| PIP SUMMARY   |                            |                            |  |
| Time Mark Every 60 S                                |                            |                            |  |
| Format: MRPS_1_SGQG_Station                         |                            | Vertical Scale: 1" per 60S | Graphics File Created: 09-Apr-2006 03:54 |
| OP System Version: 14C0-302<br>MCM                  |                            |                            |  |
| MRPS_1  | unofficial                 | MRHY_1                     | unofficial                               |
| MRPO_UD   | unofficial                 | LFA                        | unofficial                               |
| MRMS_1  | unofficial                 | MRPC                       | unofficial                               |
| SGT-L   | unofficial                 | TCC-B                      | unofficial                               |
| ACTS-B1   | unofficial                 |                            |  |
| Output DLIS Files                                   |                            |                            |  |
| DEFAULT   | MDT_OFA_correlation_122LTP | FN:191                     | PRODUCER 09-Apr-2006 03:54               |
| MDT_TLC   | MDT_OFA_correlation_122LTP | FN:192                     | PRODUCER 09-Apr-2006 03:54               |

Schlumberger

Pretest @ 2980.5 mMD

MAXIS Field Log



## Output DLIS Files

Elapsed  
Time (s)

## Event Summary

|       |  |
|-------|--|
| 213.9 | Retract Single Probe Module (MRPS) 1                       |
| 156.9 | Vert Pretest 6.3 cc @ 60 C3/M Single Probe Module (MRPS) 1 |
| 87.3  | Probe Set @ 2980.5 M Single Probe Module (MRPS) 1          |

## PIP SUMMARY

**Time Mark Every 60 S**

MRPS 1 Quartz Gauge Temperature  
(BQT1)

---

100 (DEGC) 125

| MRPS 1 Resistivity Cell Temperature<br>(B1TR) |        |     |
|---|--------|-----|
| 100   | (DEGC) | 125 |

**MRPS 1 Resistivity  
Cell Temperature  
(B1TR)  
(DEGC)**

|                                     |        |      |
|-------------------------------------|--------|------|
| MRPS 1 Quartz Gauge Pressure (BQP1) |        |      |
| 0                                   | (PSIA) | 5000 |

MRHY 1  
Motor  
Speed  
(HMS1)  
(RPM)

**MRPS 1 Strain  
Gauge Pressure  
(BSG1)  
(PSIG)**

| MRPS 1 Strain Gauge Pressure (BSG1) |    |
|-------------------------------------|----|
| (PSIG)                              | 10 |

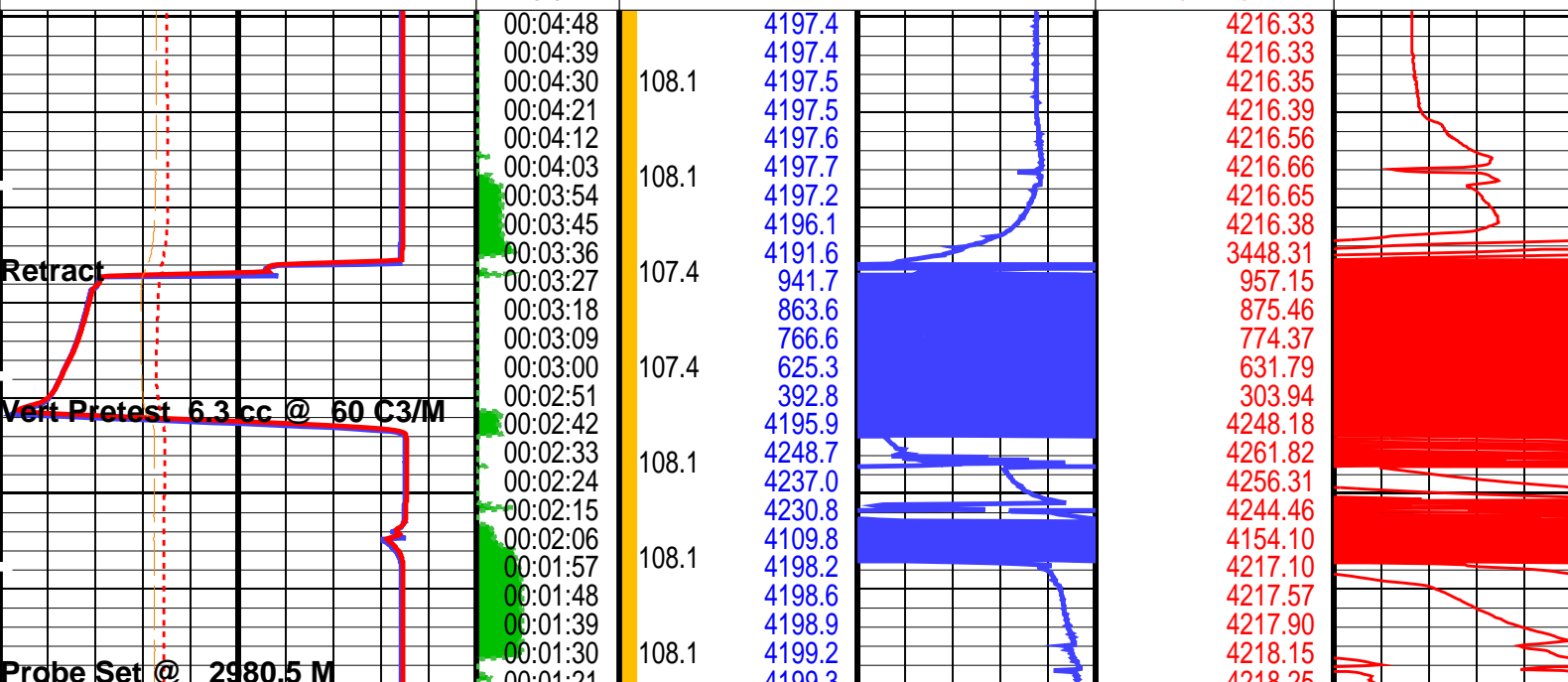
| MRPS 1 Strain Gauge Pressure (BSG1) |        |      |
|-------------------------------------|--------|------|
| 0                                   | (PSIG) | 5000 |

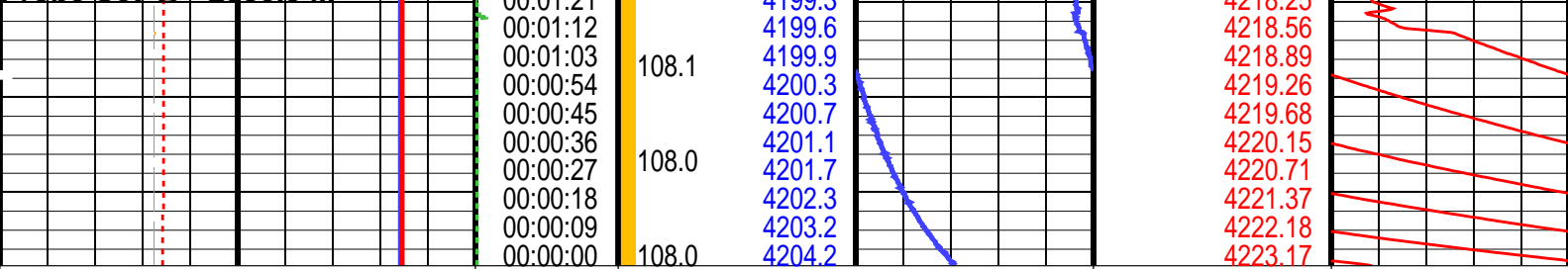
**Elapsed  
Time  
(ETIM)  
(S)**

MRPOUD Solenoid 3 Status (POUDS3)

**MRPS 1 Quartz  
Gauge Pressure  
(BQP1)  
(PSIA)**

| MRPS 1 Quartz Gauge Pressure (BQP1) |        |   |
|-------------------------------------|--------|---|
| 0                                   | (PSIA) | 1 |





|  |  |  |  |  |   |  |  |
|--|--|--|--|--|---|--|--|
| <div>MRPS 1 Strain Gauge Pressure (BSG1)</div> <div>0 (PSIG) 5000</div>                |  | <div>Elapsed Time (ETIM) (S)</div>                                 | <div>MRPOUD Solenoid 3 Status (POUDS3)</div> <div>0 (-----) 30</div>         |  | <div>MRPS 1 Quartz Gauge Pressure (BQP1) (PSIA)</div> | <div>MRPS 1 Quartz Gauge Pressure (BQP1)</div> <div>0 (PSIA) 1</div> |  |
| <div>MRPS 1 Quartz Gauge Pressure (BQP1)</div> <div>0 (PSIA) 5000</div>                |  |  | <div>MRPS 1 Strain Gauge Pressure (BSG1) (PSIG)</div> <div>0 (PSIG) 10</div> |  |   |  |  |
| <div>MRPS 1 Resistivity Cell Temperature (B1TR) (DEGC)</div> <div>100 (DEGC) 125</div> |  | <div>MRHY 1 Motor Speed (HMS1) (RPM)</div> <div>0 ..... 8000</div> | <div>MRPS 1 Resistivity Cell Temperature (B1TR) (DEGC)</div>                 |  |   |  |  |
| <div>MRPS 1 Quartz Gauge Temperature (BQT1) (DEGC)</div> <div>100 (DEGC) 125</div>     |  |  |  |  |   |  |  |

#### PIP SUMMARY

Time Mark Every 60 S

Format: MRPS\_1\_SGQG\_Station

Vertical Scale: 1" per 60S

Graphics File Created: 08-Apr-2006 17:27

### OP System Version: 14C0-302 MCM

|         |            |        |            |
|---------|------------|--------|------------|
| MRPS_1  | unofficial | MRHY_1 | unofficial |
| MRPO_UD | unofficial | LFA    | unofficial |
| MRMS_1  | unofficial | MRPC   | unofficial |
| SGT-L   | unofficial | TCC-B  | unofficial |
| ACTS-B1 | unofficial |        |            |

### Output DLIS Files

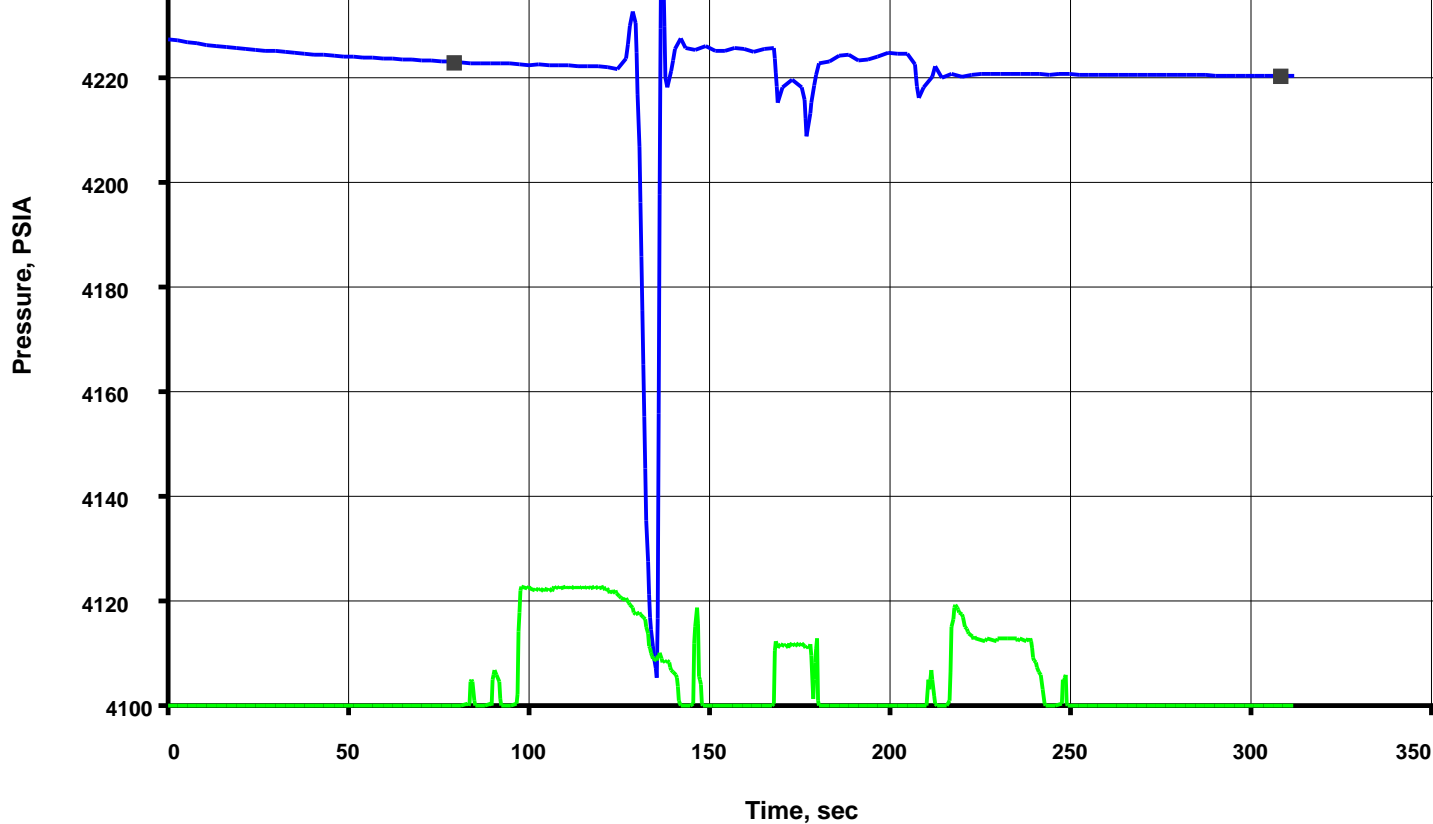
|         |                            |        |          |                   |
|---------|----------------------------|--------|----------|-------------------|
| DEFAULT | MDT_OFA_correlation_095LTP | FN:137 | PRODUCER | 08-Apr-2006 17:27 |
| MDT_TLC | MDT_OFA_correlation_095LTP | FN:138 | PRODUCER | 08-Apr-2006 17:27 |

Schlumberger

Pretest @ 2981.5 mMD

MAXIS Field Log

|            |                     |                                  |  |         |  |  |  |
|------------|---------------------|----------------------------------|--|---------|--|--|--|
| File 96    | Depth, M: 2981.49   | Lost Seal – Large-Diameter probe |  |         |  |  |  |
| 8-Apr-2005 | Woodside Energy Ltd | Mud Pressure before test, PSIA:  |  | 4222.54 |  |  |  |
|            | Thylacine           | Mud Pressure after test, PSIA:   |  | 4220.07 |  |  |  |
|            | Thylacine South-1   |                                  |  |         |  |  |  |
| 4260       |                     |                                  |  |         |  |  |  |
| 4240       |                     |                                  |  |         |  |  |  |



Pretest Volume: 9.9 cc - MRPS\_1- BQP1 Resolution: 0.010psi

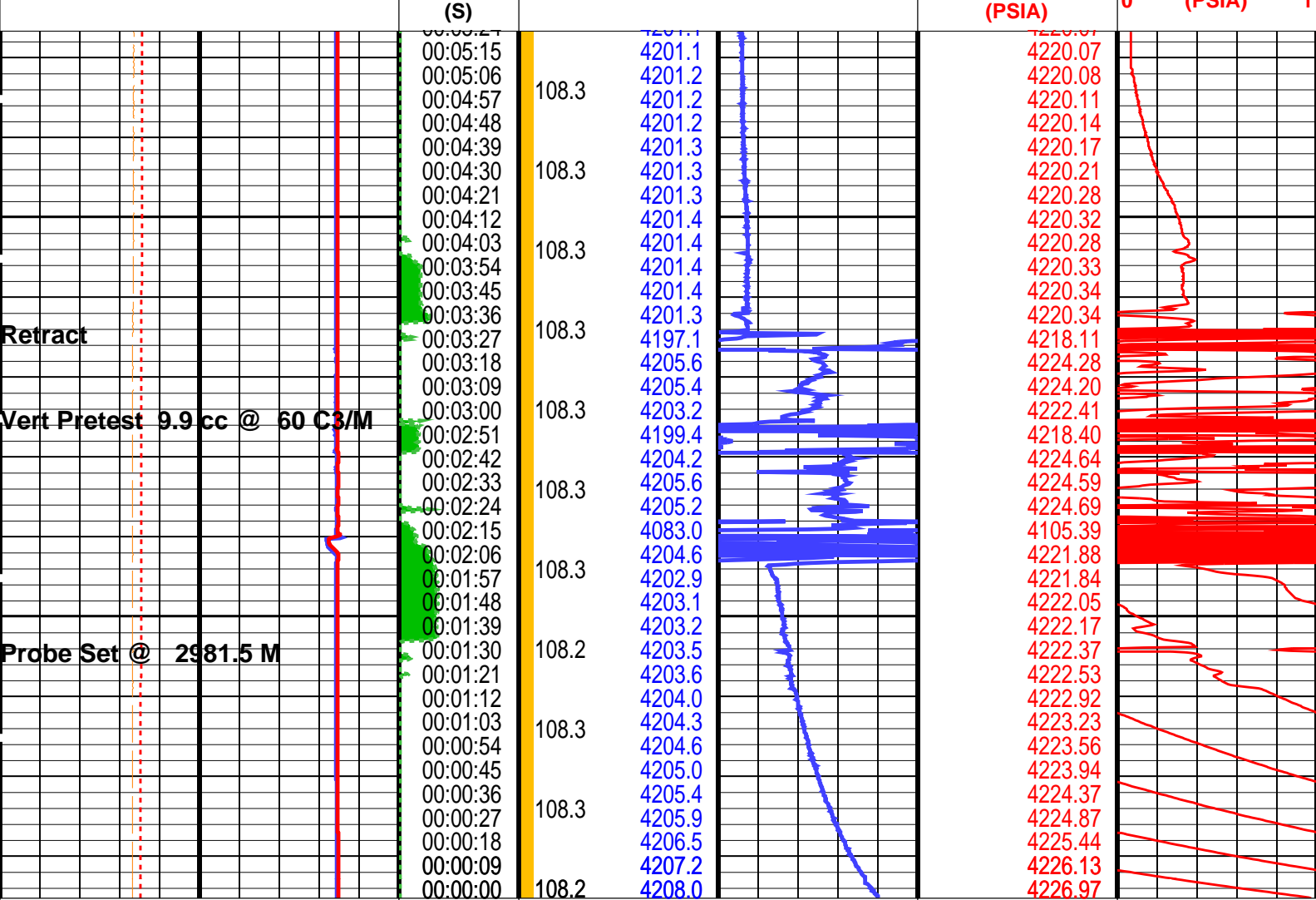
Output DLIS Files

|         |                            |        |          |                   |          |       |
|---------|----------------------------|--------|----------|-------------------|----------|-------|
| DEFAULT | MDT_OFA_correlation_096LTP | FN:139 | PRODUCER | 08-Apr-2006 17:36 | 2981.5 M | 0.8 M |
| MDT_TLC | MDT_OFA_correlation_096LTP | FN:140 | PRODUCER | 08-Apr-2006 17:37 | 2981.5 M | 0.8 M |

| Elapsed Time (s) | Event Summary  |
|------------------|--|
| 212.1            | Retract Single Probe Module (MRPS) 1                       |
| 163.2            | Vert Pretest 9.9 cc @ 60 C3/M Single Probe Module (MRPS) 1 |
| 92.4             | Probe Set @ 2981.5 M Single Probe Module (MRPS) 1          |

PIP SUMMARY

|  |      |  |      |                                     |    |
|--|------|--|------|-------------------------------------|----|
| Time Mark Every 60 S                       |      |  |      |                                     |    |
| MRPS 1 Quartz Gauge Temperature (BQT1)     |      | MRPS 1 Resistivity Cell Temperature (B1TR) |      |                                     |    |
| 100  | 125  |  |      |                                     |    |
| MRPS 1 Resistivity Cell Temperature (B1TR) |      | MRPS 1 Strain Gauge Pressure (BSG1)        |      |                                     |    |
| 100  | 125  |  |      |                                     |    |
| MRPS 1 Quartz Gauge Pressure (BQP1)        |      | MRHY 1 Motor Speed (HMS1) (RPM)            |      | MRPS 1 Strain Gauge Pressure (BSG1) |    |
| 0  | 5000 | 0  | 8000 | 0                                   | 10 |
| MRPS 1 Strain Gauge Pressure (BSG1)        |      | Elapsed Time (ETIM)                        |      | MRPS 1 Quartz Gauge Pressure (BQP1) |    |
| 0  | 5000 | 0  |      | 0                                   |    |
|  |      | MRPOUD Solenoid 3 Status (POUDS3)          |      | MRPS 1 Quartz Gauge Pressure (BQP1) |    |
|  |      | 0  |      | 0                                   |    |



|  |  |                                    |  |   |   |
|--|--|------------------------------------|--|---|---|
| <div>MRPS 1 Strain Gauge Pressure (BSG1)</div> <div>0 (PSIG) 5000</div>                |  | <div>Elapsed Time (ETIM) (S)</div> | <div>MRPOUD Solenoid 3 Status (POUDS3)</div> <div>0 (----) 30</div>          |   | <div>MRPS 1 Quartz Gauge Pressure (BQP1) (PSIA)</div> <div>0 (PSIA) 1</div> |
| <div>MRPS 1 Quartz Gauge Pressure (BQP1)</div> <div>0 (PSIA) 5000</div>                |  |                                    | <div>MRPS 1 Strain Gauge Pressure (BSG1) (PSIG)</div> <div>0 (PSIG) 10</div> | <div>MRPS 1 Strain Gauge Pressure (BSG1)</div> <div>0 (PSIG) 10</div> |   |
| <div>MRPS 1 Resistivity Cell Temperature (B1TR) (DEGC)</div> <div>100 (DEGC) 125</div> |  |                                    |  |   |   |
| <div>MRPS 1 Quartz Gauge Temperature (BQT1) (DEGC)</div> <div>100 (DEGC) 125</div>     |  |                                    |  |   |   |
|  |  |                                    |  |   |   |

PIP SUMMARY

Time Mark Every 60 S

Format: MRPS\_1\_SGQG\_Station    Vertical Scale: 1" per 60S    Graphics File Created: 08-Apr-2006 17:36

OP System Version: 14C0-302

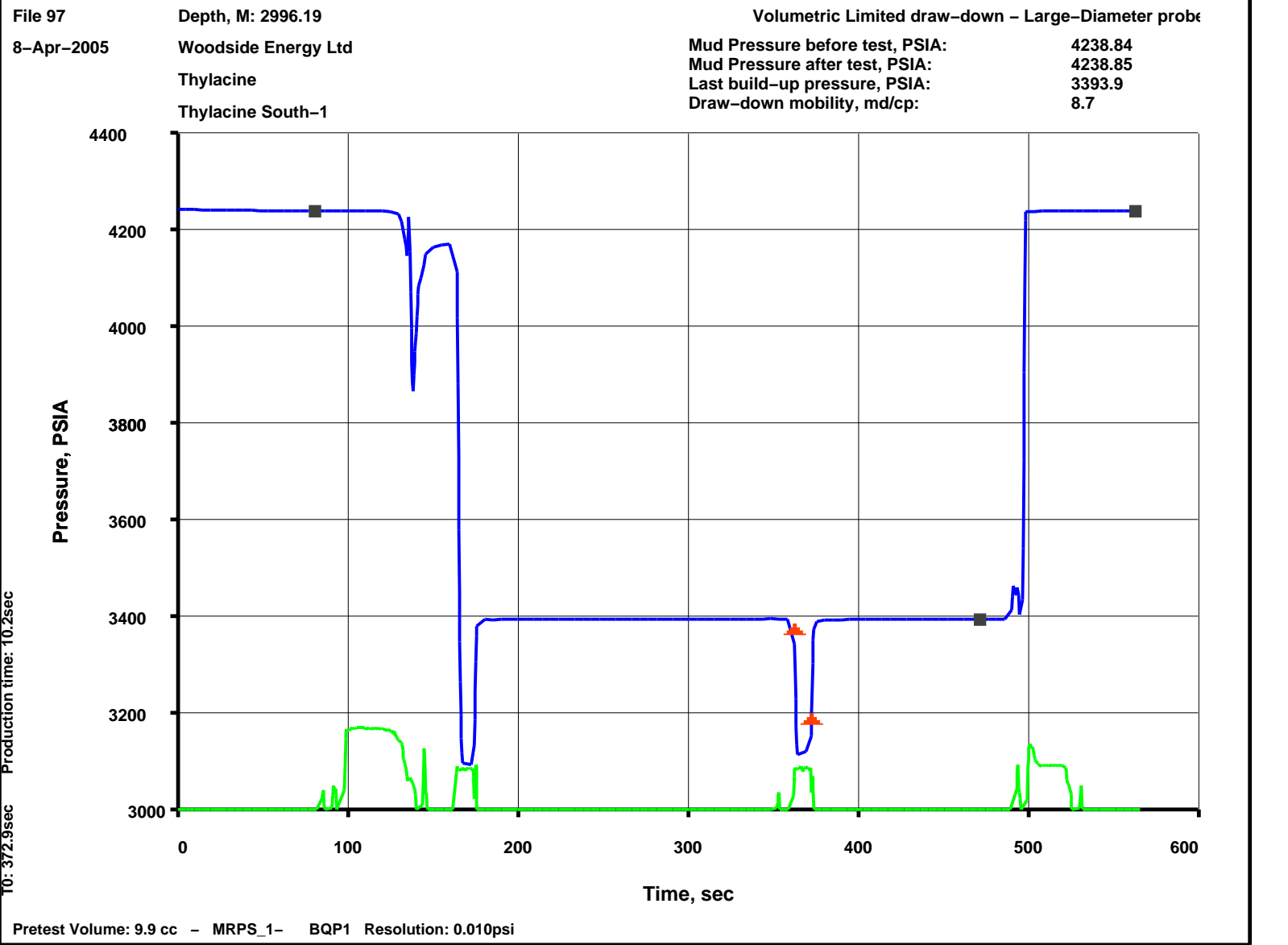
MCM

|         |            |        |            |
|---------|------------|--------|------------|
| MRPS_1  | unofficial | MRHY_1 | unofficial |
| MRPO_UD | unofficial | LFA    | unofficial |
| MRMS_1  | unofficial | MRPC   | unofficial |
| SGT-L   | unofficial | TCC-B  | unofficial |
| ACTS-B1 | unofficial |        |            |



Pretest @ 2996.2 mMD

MAXIS Field Log



Output DLIS Files

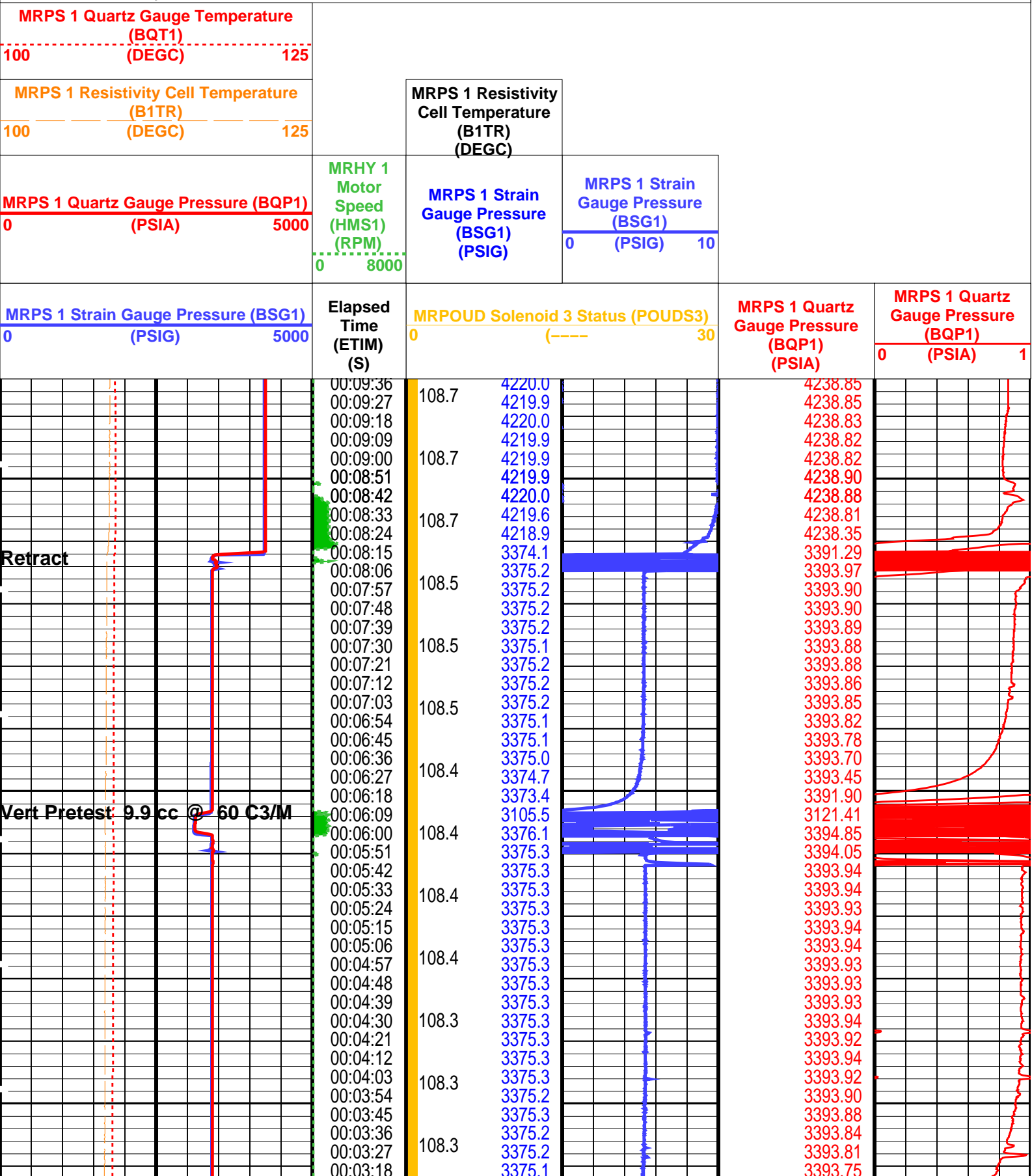
|         |                            |        |          |                   |          |       |
|---------|----------------------------|--------|----------|-------------------|----------|-------|
| DEFAULT | MDT_OFA_correlation_097LTP | FN:141 | PRODUCER | 08-Apr-2006 17:46 | 2996.2 M | 1.5 M |
| MDT_TLC | MDT_OFA_correlation_097LTP | FN:142 | PRODUCER | 08-Apr-2006 17:46 | 2996.2 M | 1.5 M |

| Elapsed Time (s) | Event Summary                        |
|------------------|--------------------------------------|
| 495.6            | Retreat Single Probe Module (MRPS) 1 |

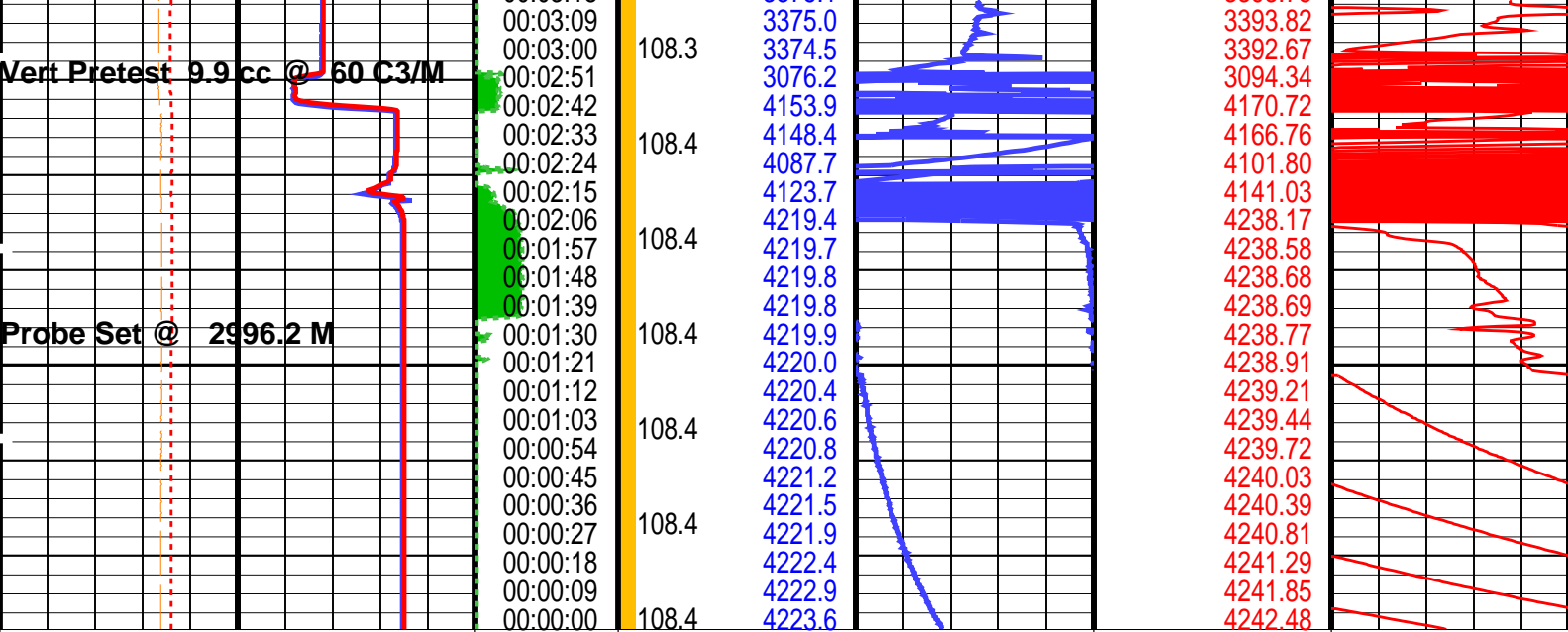
|       |  |
|-------|--|
| 495.6 | Retract Single Probe Module (MRPS) 1                       |
| 357.6 | Vert Pretest 9.9 cc @ 60 C3/M Single Probe Module (MRPS) 1 |
| 159.3 | Vert Pretest 9.9 cc @ 60 C3/M Single Probe Module (MRPS) 1 |
| 93.9  | Probe Set @ 2996.2 M Single Probe Module (MRPS) 1          |

PIP SUMMARY

Time Mark Every 60 S







|   |  |  |  |  |  |   |  |   |  |
|---|--|--|--|--|--|---|--|---|--|
| <b>MRPS 1 Strain Gauge Pressure (BSG1)</b><br>0 (PSIG) 5000         |  | <b>Elapsed Time (ETIM) (S)</b>                   |  | <b>MRPOUD Solenoid 3 Status (POUDS3)</b><br>0 (----) 30          |  | <b>MRPS 1 Quartz Gauge Pressure (BQP1) (PSIA)</b> |  | <b>MRPS 1 Quartz Gauge Pressure (BQP1) (PSIA)</b><br>0 (PSIA) 1 |  |
| <b>MRPS 1 Quartz Gauge Pressure (BQP1) (PSIA)</b><br>0 5000         |  | <b>MRHY 1 Motor Speed (HMS1) (RPM)</b><br>0 8000 |  | <b>MRPS 1 Strain Gauge Pressure (BSG1) (PSIG)</b><br>0 (PSIG) 10 |  |   |  |   |  |
| <b>MRPS 1 Resistivity Cell Temperature (B1TR) (DEGC)</b><br>100 125 |  |  |  | <b>MRPS 1 Resistivity Cell Temperature (B1TR) (DEGC)</b>         |  |   |  |   |  |
| <b>MRPS 1 Quartz Gauge Temperature (BQT1) (DEGC)</b><br>100 125     |  |  |  |  |  |   |  |   |  |

#### PIP SUMMARY

Time Mark Every 60 S

Format: MRPS\_1\_SGQG\_Station

Vertical Scale: 1" per 60S

Graphics File Created: 08-Apr-2006 17:46

### OP System Version: 14C0-302

MCM

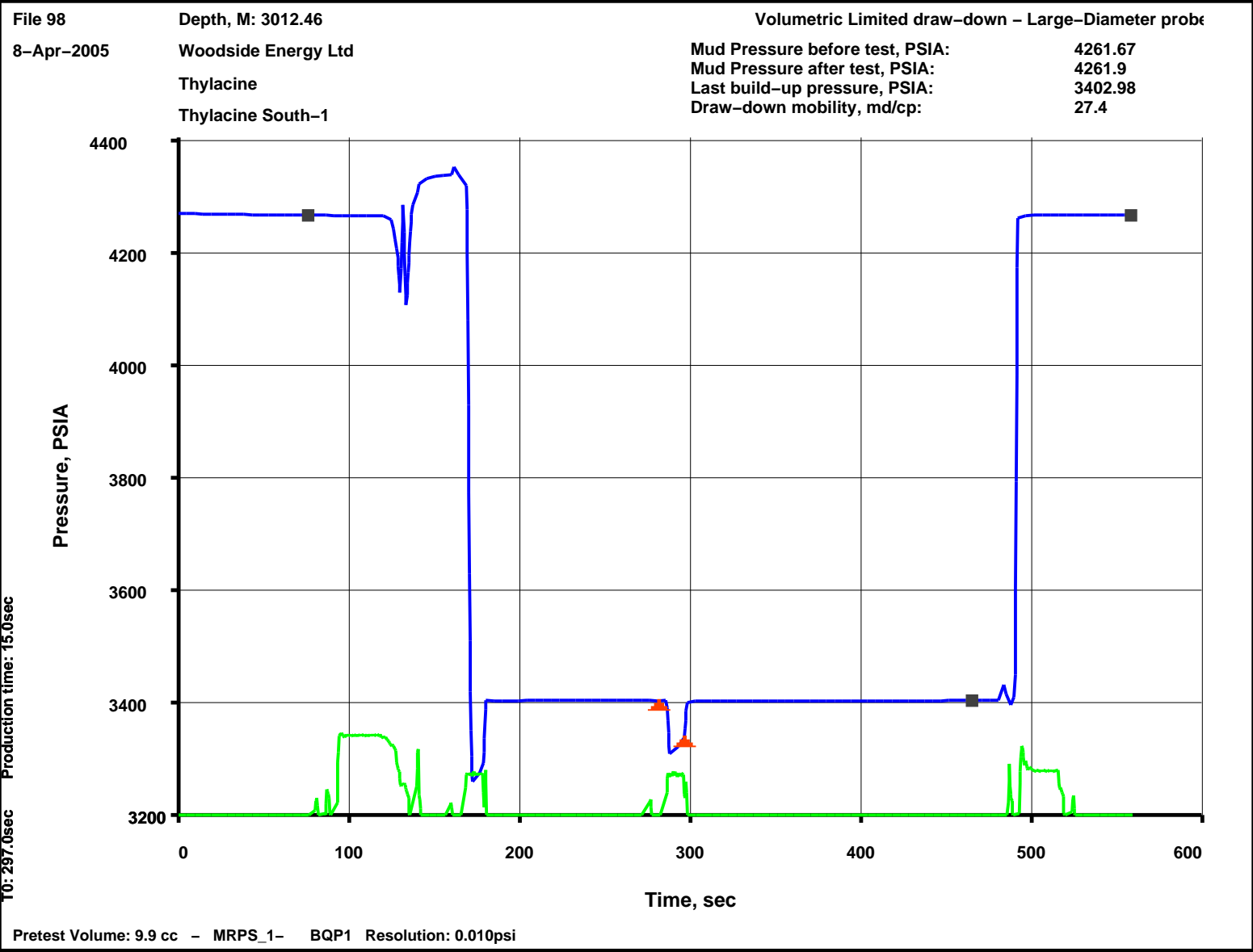
|         |            |        |            |
|---------|------------|--------|------------|
| MRPS_1  | unofficial | MRHY_1 | unofficial |
| MRPO_UD | unofficial | LFA    | unofficial |
| MRMS_1  | unofficial | MRPC   | unofficial |
| SGT-L   | unofficial | TCC-B  | unofficial |
| ACTS-B1 | unofficial |        |            |

### Output DLIS Files

|         |                            |        |          |                   |
|---------|----------------------------|--------|----------|-------------------|
| DEFAULT | MDT_OFA_correlation_097LTP | FN:141 | PRODUCER | 08-Apr-2006 17:46 |
| MDT_TLC | MDT_OFA_correlation_097LTP | FN:142 | PRODUCER | 08-Apr-2006 17:46 |

**Schlumberger**

**Pretest @ 3012.5 mMD**



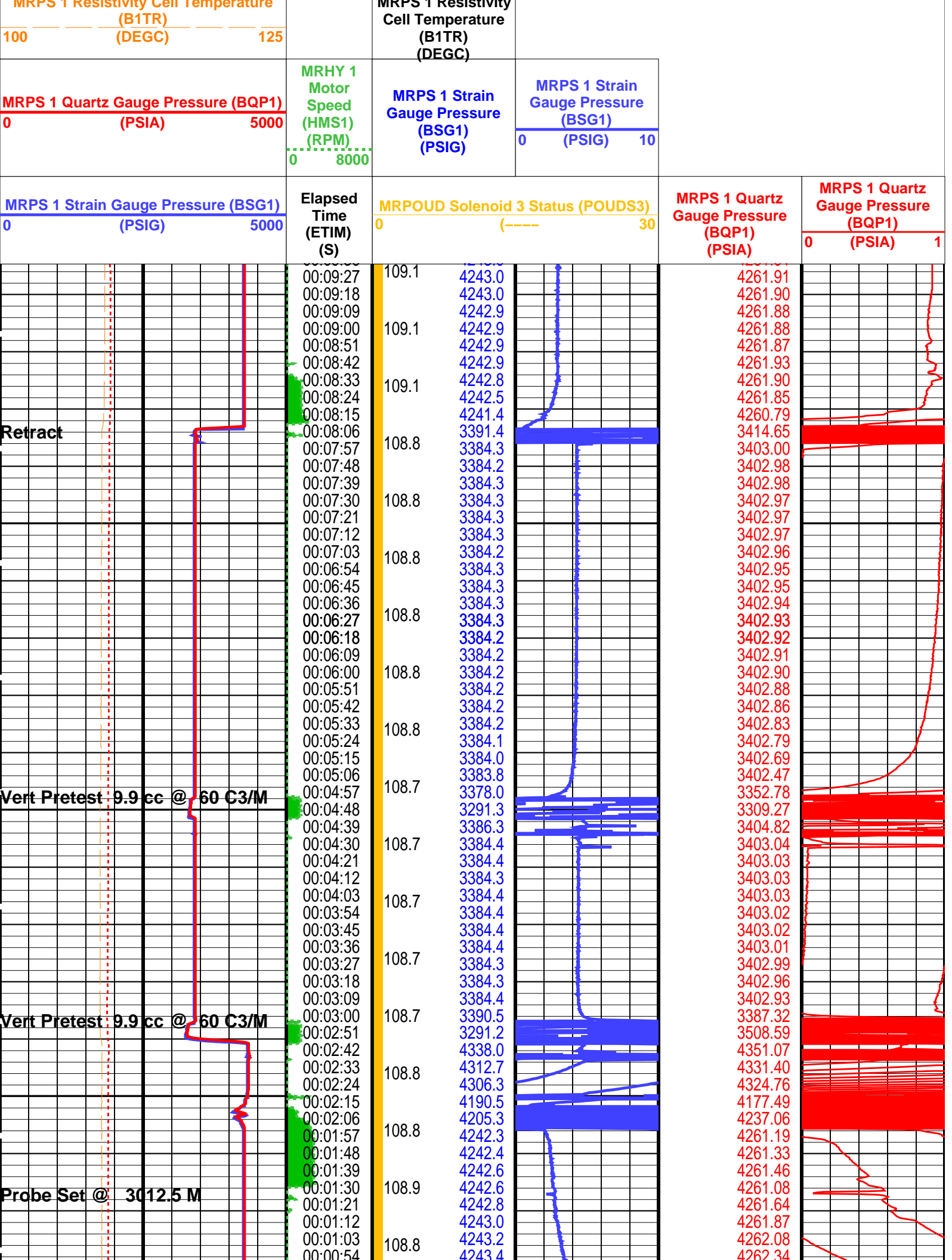
Output DLIS Files

|         |                            |        |          |                   |          |       |
|---------|----------------------------|--------|----------|-------------------|----------|-------|
| DEFAULT | MDT_OFA_correlation_098LTP | FN:143 | PRODUCER | 08-Apr-2006 18:09 | 3012.5 M | 1.5 M |
| MDT_TLC | MDT_OFA_correlation_098LTP | FN:144 | PRODUCER | 08-Apr-2006 18:10 | 3012.5 M | 1.5 M |

| Elapsed Time (s) | Event Summary  |
|------------------|--|
| 489.0            | Retract Single Probe Module (MRPS) 1                       |
| 282.0            | Vert Pretest 9.9 cc @ 60 C3/M Single Probe Module (MRPS) 1 |
| 164.1            | Vert Pretest 9.9 cc @ 60 C3/M Single Probe Module (MRPS) 1 |
| 89.4             | Probe Set @ 3012.5 M Single Probe Module (MRPS) 1          |

PIP SUMMARY

|  |        |     |
|--|--------|-----|
| Time Mark Every 60 S                   |        |     |
| MRPS 1 Quartz Gauge Temperature (BQT1) |        |     |
| 100                                    | (DEGC) | 125 |
| MRPS 1 Resistivity Cell Temperature    |        |     |
| MRPS 1 Resistivity                     |        |     |



|          |        |         |
|----------|--------|---------|
| 00:00:45 | 4243.8 | 4262.64 |
| 00:00:36 | 4244.1 | 4262.98 |
| 00:00:27 | 4244.5 | 4263.38 |
| 00:00:18 | 4245.0 | 4263.85 |
| 00:00:09 | 4245.5 | 4264.39 |
| 00:00:00 | 4246.1 | 4265.00 |

|   |  |   |   |   |  |
|---|--|---|---|---|--|
| <div>MRPS 1 Strain Gauge Pressure (BSG1)</div> <div>0 (PSIG) 5000</div>         | <div>Elapsed Time (ETIM) (S)</div> <div></div>               | <div>MRPOUD Solenoid 3 Status (POUDS3)</div> <div>0 (----) 30</div> |   | <div>MRPS 1 Quartz Gauge Pressure (BQP1) (PSIA)</div> <div></div> | <div>MRPS 1 Quartz Gauge Pressure (BQP1) (PSIA)</div> <div>0 1</div> |
| <div>MRPS 1 Quartz Gauge Pressure (BQP1) (PSIA)</div> <div>0 5000</div>         | <div>MRHY 1 Motor Speed (HMS1) (RPM)</div> <div>0 8000</div> | <div>MRPS 1 Strain Gauge Pressure (BSG1) (PSIG)</div> <div></div>   | <div>MRPS 1 Strain Gauge Pressure (BSG1) (PSIG)</div> <div>0 10</div> |   |  |
| <div>MRPS 1 Resistivity Cell Temperature (B1TR) (DEGC)</div> <div>100 125</div> |  | <div>MRPS 1 Resistivity Cell Temperature (B1TR) (DEGC)</div>        |   |   |  |
| <div>MRPS 1 Quartz Gauge Temperature (BQT1) (DEGC)</div> <div>100 125</div>     |  |   |   |   |  |

#### PIP SUMMARY

Time Mark Every 60 S

Format: MRPS\_1\_SGQG\_Station

Vertical Scale: 1" per 60S

Graphics File Created: 08-Apr-2006 18:09

### OP System Version: 14C0-302

MCM

|         |            |        |            |
|---------|------------|--------|------------|
| MRPS_1  | unofficial | MRHY_1 | unofficial |
| MRPO_UD | unofficial | LFA    | unofficial |
| MRMS_1  | unofficial | MRPC   | unofficial |
| SGT-L   | unofficial | TCC-B  | unofficial |
| ACTS-B1 | unofficial |        |            |

### Output DLIS Files

|         |                            |        |          |                   |
|---------|----------------------------|--------|----------|-------------------|
| DEFAULT | MDT_OFA_correlation_098LTP | FN:143 | PRODUCER | 08-Apr-2006 18:09 |
| MDT_TLC | MDT_OFA_correlation_098LTP | FN:144 | PRODUCER | 08-Apr-2006 18:10 |

**Schlumberger**

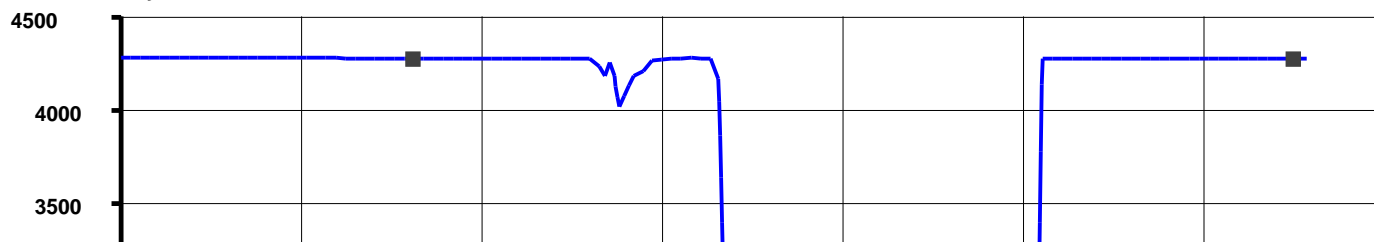
**Pretest @ 3019\_9 mMD**

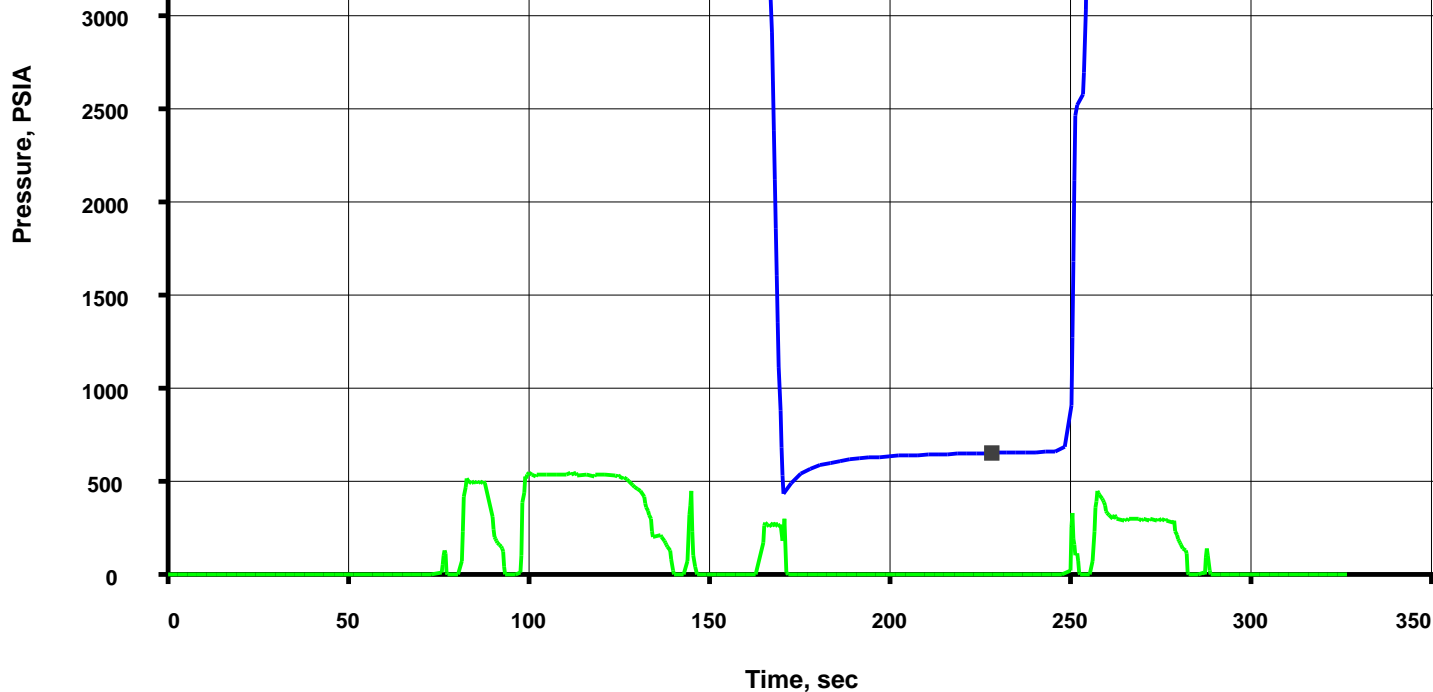
MAXIS Field Log

File 99  
8-Apr-2005  
Depth, M: 3019.89  
Woodside Energy Ltd  
Thylacine  
Thylacine South-1

Dry Test - Large-Diameter probe

Mud Pressure before test, PSIA: 4273.25  
Mud Pressure after test, PSIA: 4272.78  
Last build-up pressure, PSIA: 653.69





Pretest Volume: 4.8 cc - MRPS\_1- BQP1 Resolution: 0.010psi

Output DLIS Files

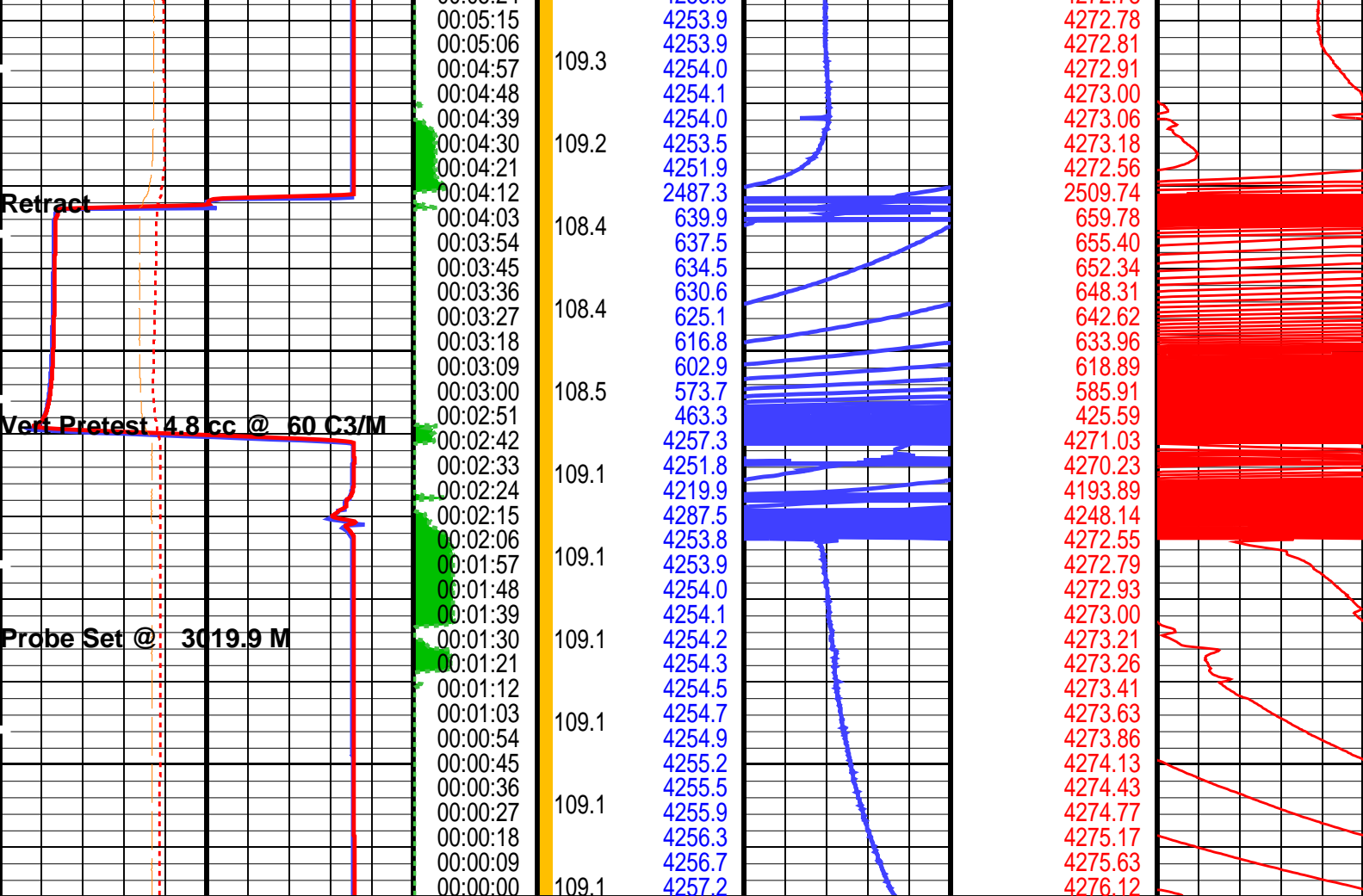
|         |                            |        |          |                   |          |       |
|---------|----------------------------|--------|----------|-------------------|----------|-------|
| DEFAULT | MDT_OFA_correlation_099LTP | FN:145 | PRODUCER | 08-Apr-2006 18:23 | 3019.9 M | 0.9 M |
| MDT_TLC | MDT_OFA_correlation_099LTP | FN:146 | PRODUCER | 08-Apr-2006 18:23 | 3019.9 M | 0.9 M |

| Elapsed Time (s) | Event Summary  |
|------------------|--|
| 251.7            | Retract Single Probe Module (MRPS) 1                       |
| 159.9            | Vert Pretest 4.8 cc @ 60 C3/M Single Probe Module (MRPS) 1 |
| 93.9             | Probe Set @ 3019.9 M Single Probe Module (MRPS) 1          |

PIP SUMMARY

Time Mark Every 60 S

|   |  |  |  |  |  |  |  |  |  |  |  |   |  |  |  |  |  |  |  |  |  |  |  |  |  |  |  |  |  |   |  |  |  |  |  |  |  |  |  |  |  |
|---|--|--|--|--|--|--|--|--|--|--|--|---|--|--|--|--|--|--|--|--|--|--|--|--|--|--|--|--|--|---|--|--|--|--|--|--|--|--|--|--|--|
| <div>MRPS 1 Quartz Gauge Temperature (BQT1)</div> <div>100 (DEGC) 125</div>     |  |  |  |  |  |  |  |  |  |  |  |   |  |  |  |  |  |  |  |  |  |  |  |  |  |  |  |  |  |   |  |  |  |  |  |  |  |  |  |  |  |
| <div>MRPS 1 Resistivity Cell Temperature (B1TR)</div> <div>100 (DEGC) 125</div> |  |  |  |  |  |  |  |  |  |  |  | <div>MRPS 1 Resistivity Cell Temperature (B1TR)</div> <div>(DEGC)</div> |  |  |  |  |  |  |  |  |  |  |  |  |  |  |  |  |  |   |  |  |  |  |  |  |  |  |  |  |  |
| <div>MRPS 1 Quartz Gauge Pressure (BQP1)</div> <div>0 (PSIA) 5000</div>         |  |  |  |  |  |  |  |  |  |  |  | <div>MRHY 1 Motor Speed (HMS1)</div> <div>(RPM)</div> <div>0 8000</div> |  |  |  |  |  | <div>MRPS 1 Strain Gauge Pressure (BSG1)</div> <div>(PSIG)</div> <div>0 10</div> |  |  |  |  |  |  |  |  |  |  |  |   |  |  |  |  |  |  |  |  |  |  |  |
| <div>MRPS 1 Strain Gauge Pressure (BSG1)</div> <div>0 (PSIG) 5000</div>         |  |  |  |  |  |  |  |  |  |  |  | <div>Elapsed Time (ETIM)</div> <div>(S)</div>                           |  |  |  |  |  | <div>MRPOUD Solenoid 3 Status (POUDS3)</div> <div>0 (----) 30</div>              |  |  |  |  |  | <div>MRPS 1 Quartz Gauge Pressure (BQP1)</div> <div>(PSIA)</div> |  |  |  |  |  | <div>MRPS 1 Quartz Gauge Pressure (BQP1)</div> <div>(PSIA)</div> <div>0 1</div> |  |  |  |  |  |  |  |  |  |  |  |
|   |  |  |  |  |  |  |  |  |  |  |  | 00:05:33  |  |  |  |  |  | 109.3  |  |  |  |  |  | 4253.9   |  |  |  |  |  | 4272.79   |  |  |  |  |  |  |  |  |  |  |  |
|   |  |  |  |  |  |  |  |  |  |  |  | 00:05:24  |  |  |  |  |  |  |  |  |  |  |  | 4253.9   |  |  |  |  |  | 4272.78   |  |  |  |  |  |  |  |  |  |  |  |



|   |  |  |   |   |   |  |  |  |
|---|--|--|---|---|---|--|--|--|
| <div>MRPS 1 Strain Gauge Pressure (BSG1)</div> <div>0 (PSIG) 5000</div>         |  | <div>Elapsed Time (ETIM) (S)</div>                           | <div>MRPOUD Solenoid 3 Status (POUDS3)</div> <div>0 (----) 30</div> |   | <div>MRPS 1 Quartz Gauge Pressure (BQP1) (PSIA)</div> |  | <div>MRPS 1 Quartz Gauge Pressure (BQP1) (PSIA)</div> <div>0 1</div> |  |
| <div>MRPS 1 Quartz Gauge Pressure (BQP1) (PSIA)</div> <div>0 5000</div>         |  | <div>MRHY 1 Motor Speed (HMS1) (RPM)</div> <div>0 8000</div> | <div>MRPS 1 Strain Gauge Pressure (BSG1) (PSIG)</div>               | <div>MRPS 1 Strain Gauge Pressure (BSG1) (PSIG)</div> <div>0 10</div> |   |  |  |  |
| <div>MRPS 1 Resistivity Cell Temperature (B1TR) (DEGC)</div> <div>100 125</div> |  |  | <div>MRPS 1 Resistivity Cell Temperature (B1TR) (DEGC)</div>        |   |   |  |  |  |
| <div>MRPS 1 Quartz Gauge Temperature (BQT1) (DEGC)</div> <div>100 125</div>     |  |  |   |   |   |  |  |  |

PIP SUMMARY

☒ Time Mark Every 60 S

Format: MRPS\_1\_SGQG\_Station

Vertical Scale: 1" per 60S

Graphics File Created: 08-Apr-2006 18:23

OP System Version: 14C0-302  
MCM

MRPS\_1 unofficial  
MRPO\_UD unofficial  
MRMS\_1 unofficial  
SGT-L unofficial  
ACTS-B1 unofficial

MRHY\_1 unofficial  
LFA unofficial  
MRPC unofficial  
TCC-B unofficial

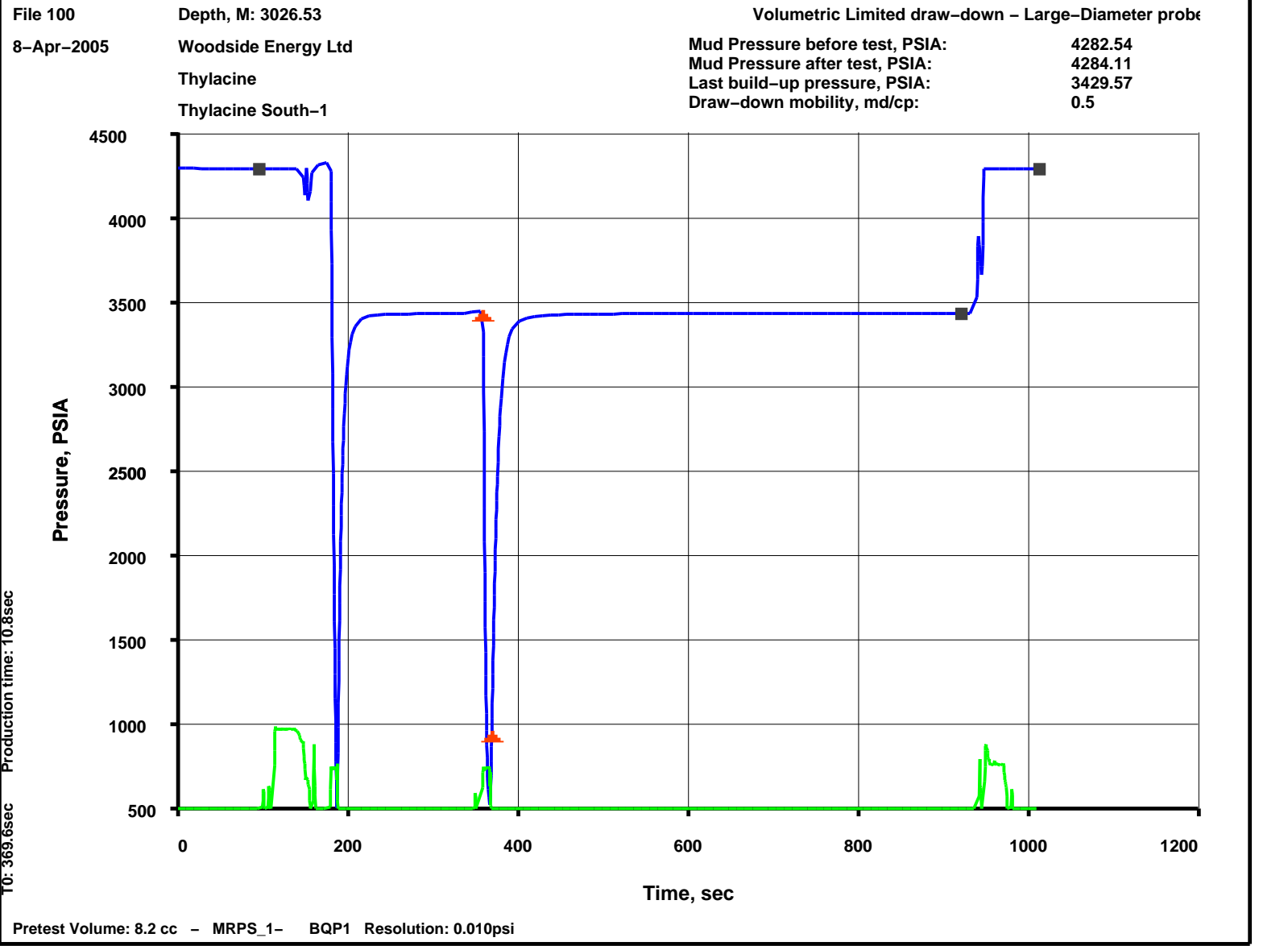
Output DLIS Files

DEFAULT MDT\_OFA\_correlation\_099LTP FN:145 PRODUCER 08-Apr-2006 18:23



Pretest @ 3026\_5 mMD

MAXIS Field Log



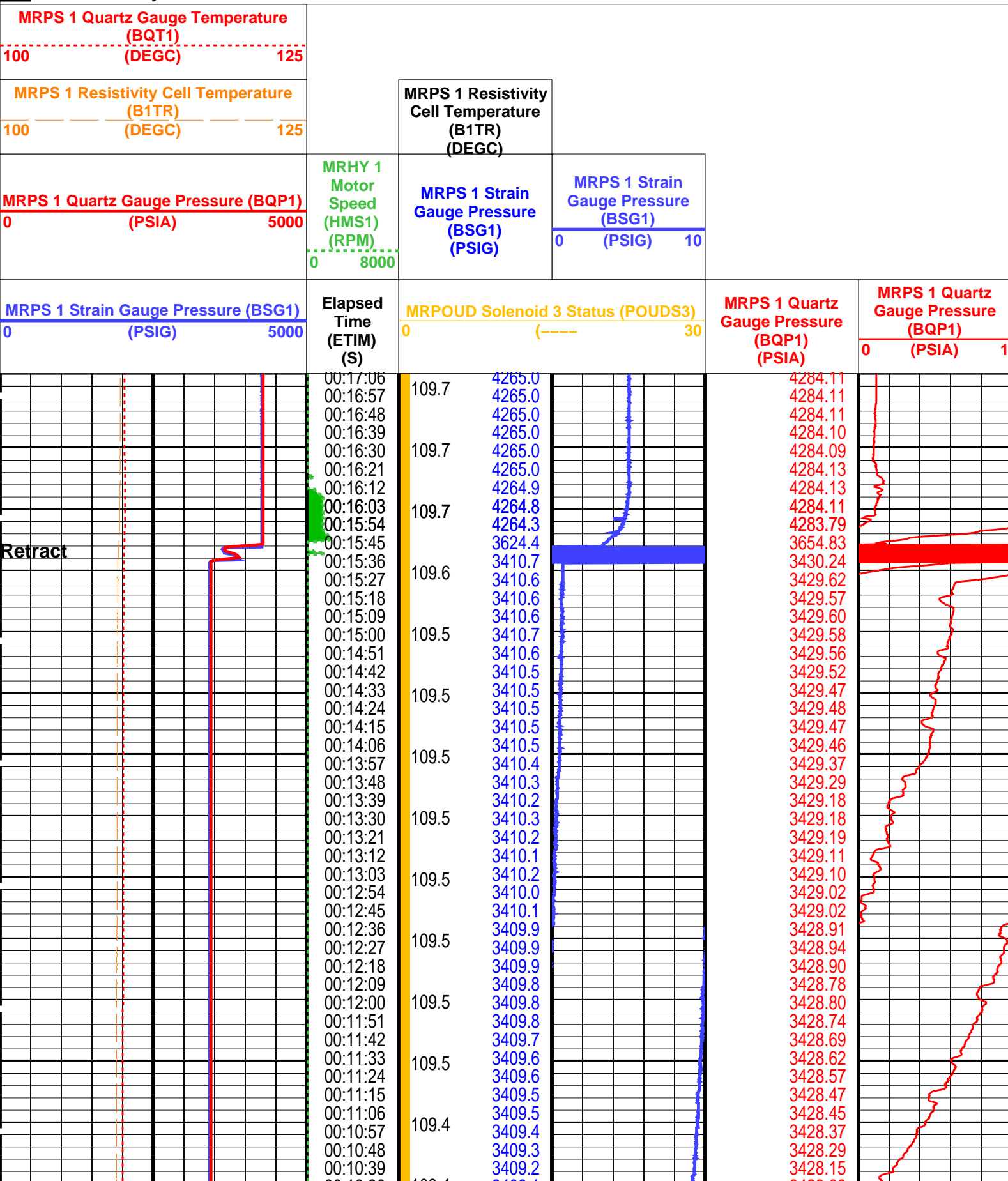
Output DLIS Files

|         |                            |        |          |                   |
|---------|----------------------------|--------|----------|-------------------|
| DEFAULT | MDT_OFA_correlation_100LTP | FN:147 | PRODUCER | 08-Apr-2006 18:31 |
| MDT_TLC | MDT_OFA_correlation_100LTP | FN:148 | PRODUCER | 08-Apr-2006 18:32 |

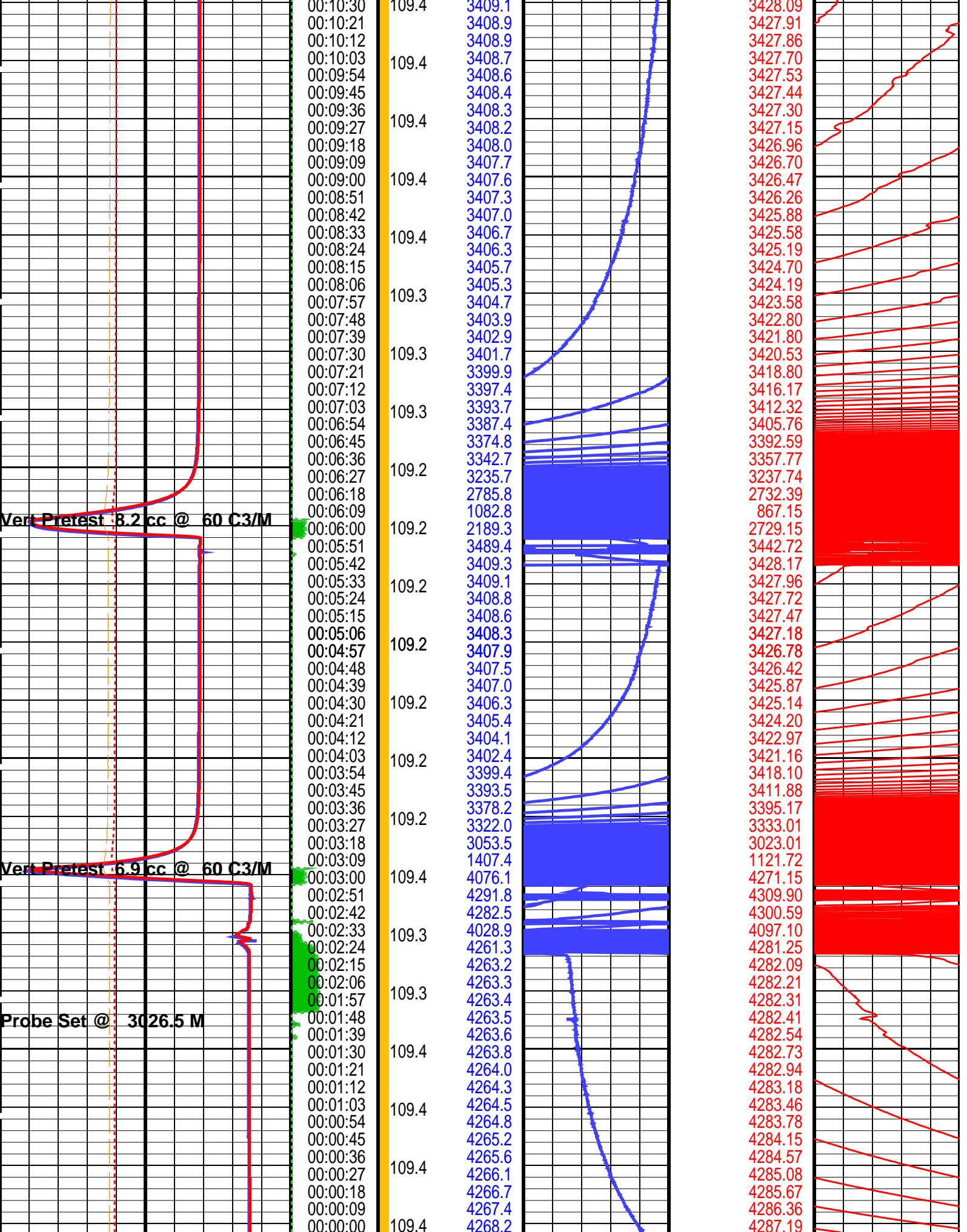
| Elapsed Time (s) | Event Summary   |
|------------------|---|
| 944.7            | Retract Single Probe Module (MRPS) 1                        |
| 254.0            | Vert Pretest: 8.2 cc @ 60 G3/M Single Probe Module (MRPS) 1 |

Vert Pretest 8.2 cc @ 60 C3/M Single Probe Module (MRPS) 1  
Vert Pretest 6.9 cc @ 60 C3/M Single Probe Module (MRPS) 1  
Probe Set @ 3026.5 M Single Probe Module (MRPS) 1

**Time Mark Every 60 S**







MRPS 1 Strain Gauge Pressure (BSG1)

Elapsed Time

MRPOUD Solenoid 3 Status (POUDS3)

MRPS 1 Quartz Gauge Pressure

MRPS 1 Quartz Gauge Pressure (BOP1)

|  |      |   |  |  |    |                  |   |                  |   |
|--|------|---|--|--|----|------------------|---|------------------|---|
| (PSIG)   | 5000 | (ETIM)<br>(S)                                     | 0  | (PSIA)   | 30 | (BQP1)<br>(PSIA) | 0 | (BQP1)<br>(PSIA) | 1 |
| MRPS 1 Quartz Gauge Pressure (BQP1)<br>0 (PSIA) 5000         |      | MRHY 1 Motor Speed (HMS1) (RPM)<br>0 8000         | MRPS 1 Strain Gauge Pressure (BSG1) (PSIG) | MRPS 1 Strain Gauge Pressure (BSG1)<br>0 (PSIG) 10 |    |                  |   |                  |   |
| MRPS 1 Resistivity Cell Temperature (B1TR) (DEGC)<br>100 125 |      | MRPS 1 Resistivity Cell Temperature (B1TR) (DEGC) |  |  |    |                  |   |                  |   |
| MRPS 1 Quartz Gauge Temperature (BQT1) (DEGC)<br>100 125     |      |   |  |  |    |                  |   |                  |   |

PIP SUMMARY

Time Mark Every 60 S

Format: MRPS\_1\_SGQG\_Station    Vertical Scale: 1" per 60S    Graphics File Created: 08-Apr-2006 18:31

OP System Version: 14C0-302  
MCM

|         |            |        |            |
|---------|------------|--------|------------|
| MRPS_1  | unofficial | MRHY_1 | unofficial |
| MRPO_UD | unofficial | LFA    | unofficial |
| MRMS_1  | unofficial | MRPC   | unofficial |
| SGT-L   | unofficial | TCC-B  | unofficial |
| ACTS-B1 | unofficial |        |            |

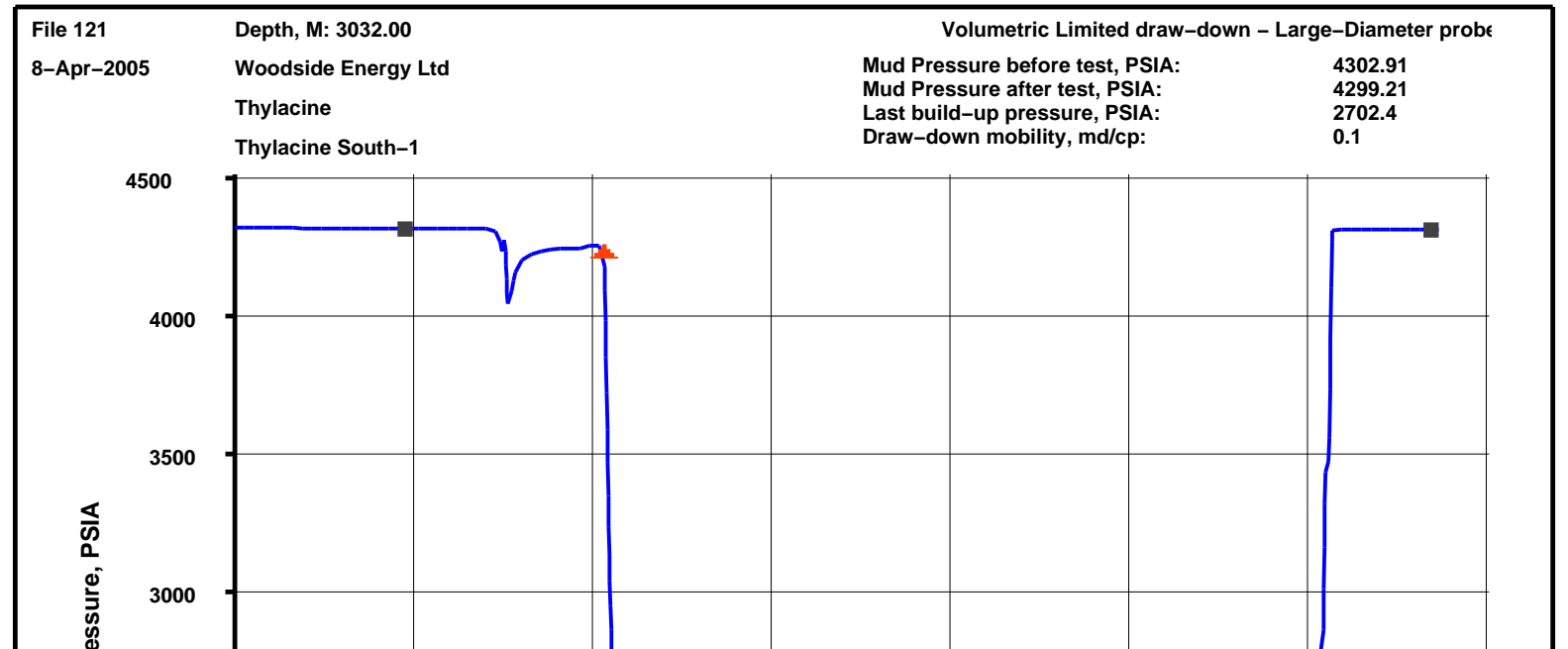
Output DLIS Files

|         |                            |        |          |                   |
|---------|----------------------------|--------|----------|-------------------|
| DEFAULT | MDT_OFA_correlation_100LTP | FN:147 | PRODUCER | 08-Apr-2006 18:31 |
| MDT_TLC | MDT_OFA_correlation_100LTP | FN:148 | PRODUCER | 08-Apr-2006 18:32 |

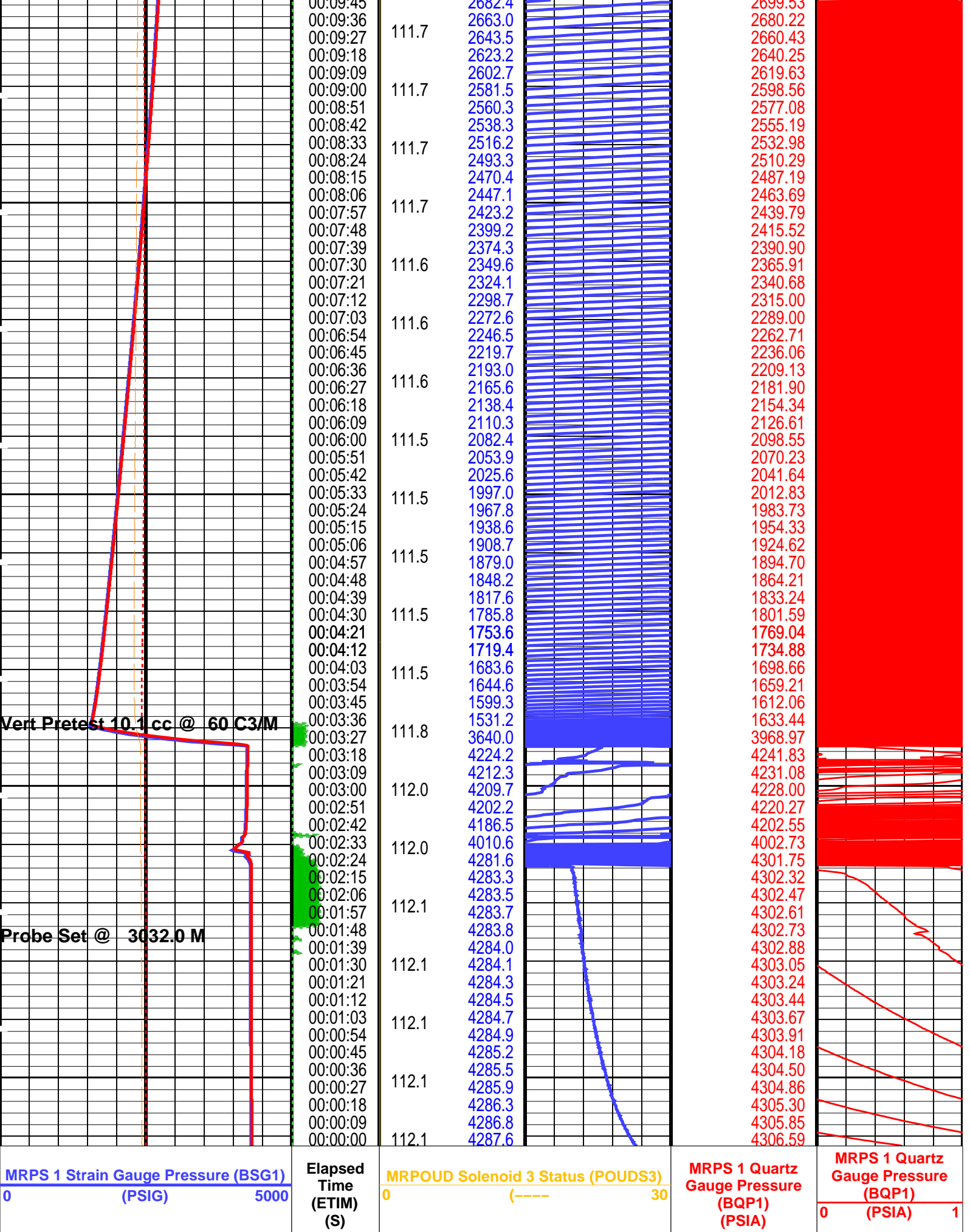
Schlumberger

Pretest @ 3032\_0 mMD

MAXIS Field Log







|     |   |      |                    |   |      |   |   |    |
|-----|---|------|--------------------|---|------|---|---|----|
| 0   | MRPS 1 Quartz Gauge Pressure (PSIA)               | 5000 | Speed (HMS1) (RPM) | 0 | 8000 | Gauge Pressure (BSG1) (PSIG)                      | 0 | 10 |
| 100 | MRPS 1 Resistivity Cell Temperature (B1TR) (DEGC) | 125  |                    |   |      | MRPS 1 Resistivity Cell Temperature (B1TR) (DEGC) |   |    |
| 100 | MRPS 1 Quartz Gauge Temperature (BQT1) (DEGC)     | 125  |                    |   |      |   |   |    |

# PIP SUMMARY

Time Mark Every 60 S

Format: MRPS\_1\_SGQG\_Station

Vertical Scale: 1" per 60S

Graphics File Created: 09-Apr-2006 03:17

## OP System Version: 14C0-302 MCM

|         |            |        |            |
|---------|------------|--------|------------|
| MRPS_1  | unofficial | MRHY_1 | unofficial |
| MRPO_UD | unofficial | LFA    | unofficial |
| MRMS_1  | unofficial | MRPC   | unofficial |
| SGT-L   | unofficial | TCC-B  | unofficial |
| ACTS-B1 | unofficial |        |            |

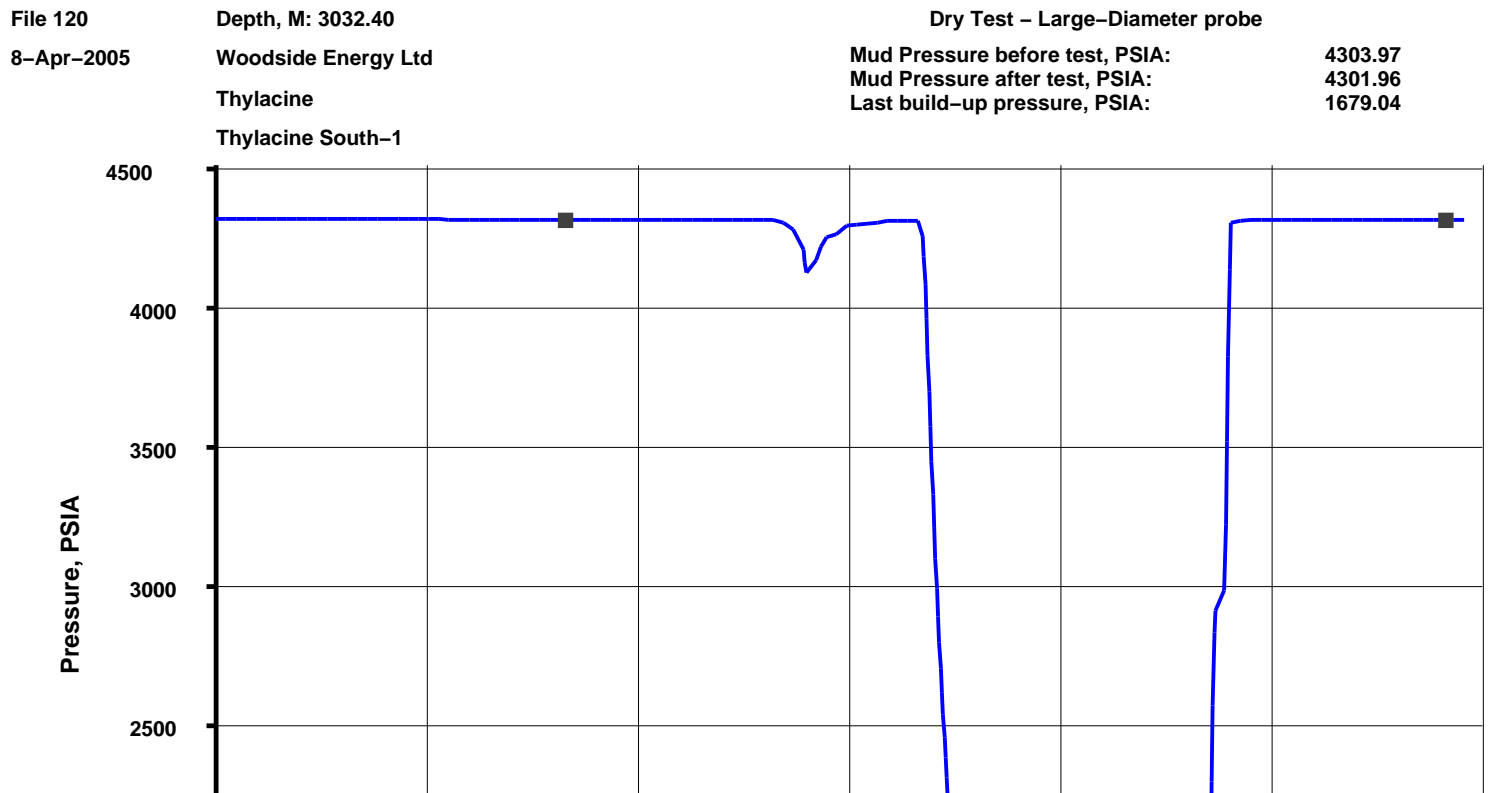
## Output DLIS Files

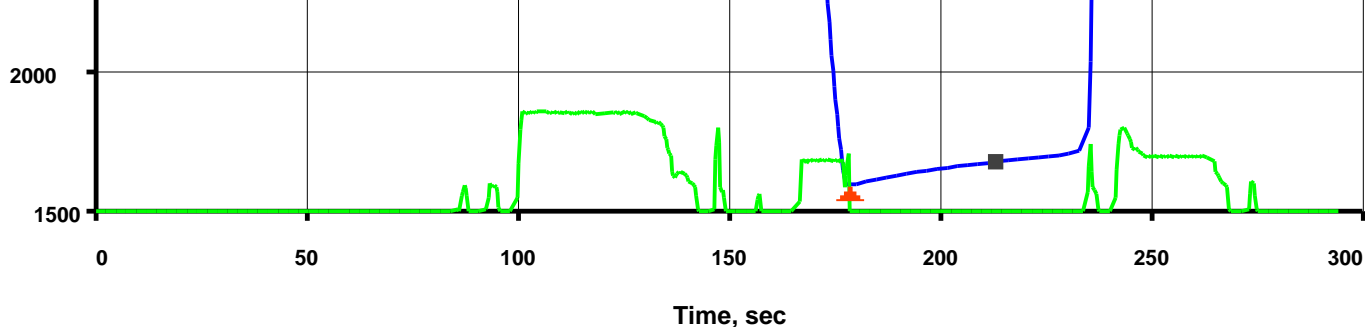
|         |                            |        |          |                   |
|---------|----------------------------|--------|----------|-------------------|
| DEFAULT | MDT_OFA_correlation_121LTP | FN:189 | PRODUCER | 09-Apr-2006 03:17 |
| MDT_TLC | MDT_OFA_correlation_121LTP | FN:190 | PRODUCER | 09-Apr-2006 03:18 |

Schlumberger

Pretest @ 3032\_4 mMD

MAXIS Field Log





Pretest Volume: 0.0 cc - MRPS\_1- BQP1 Resolution: 0.010psi

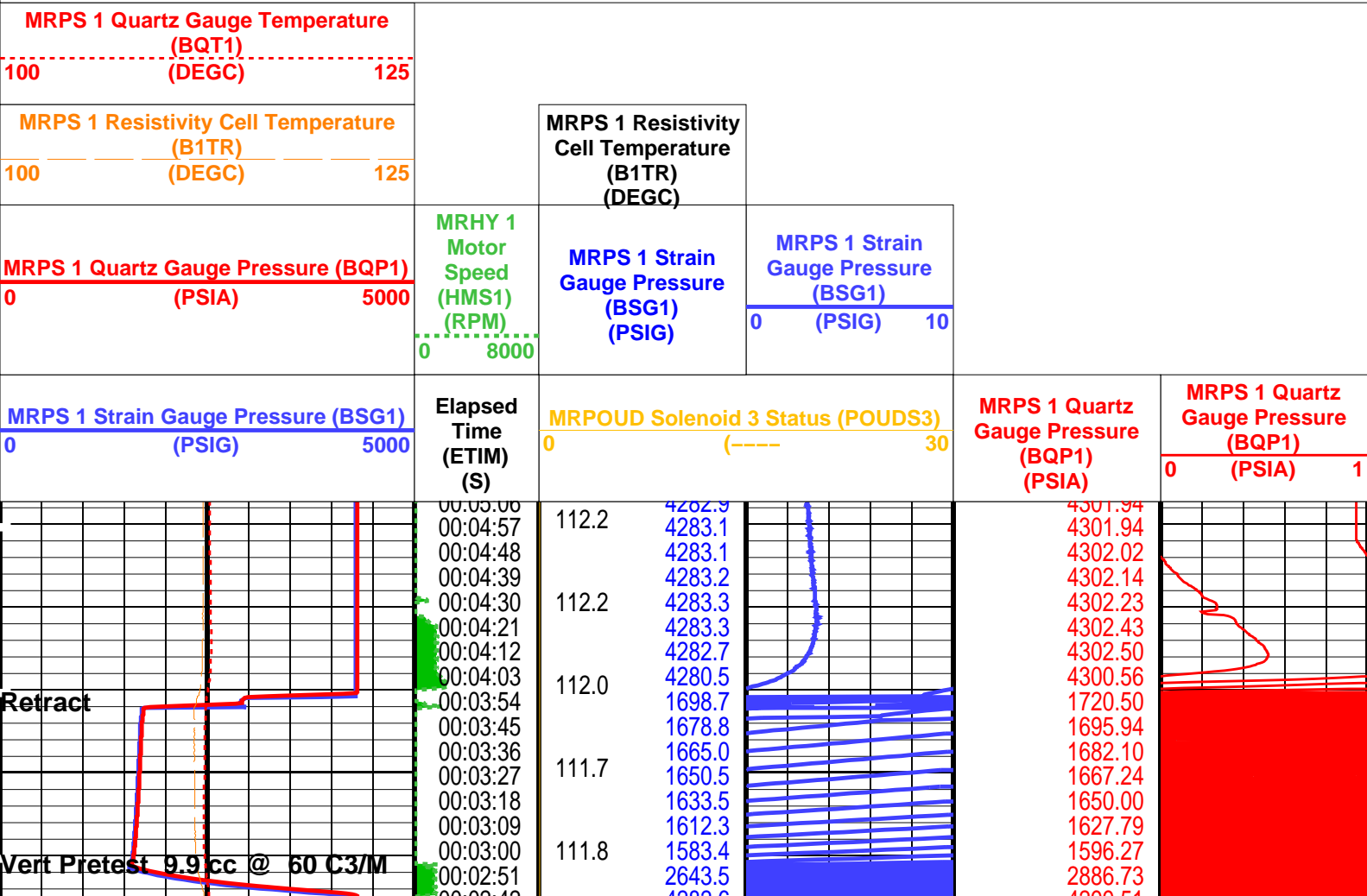
### Output DLIS Files

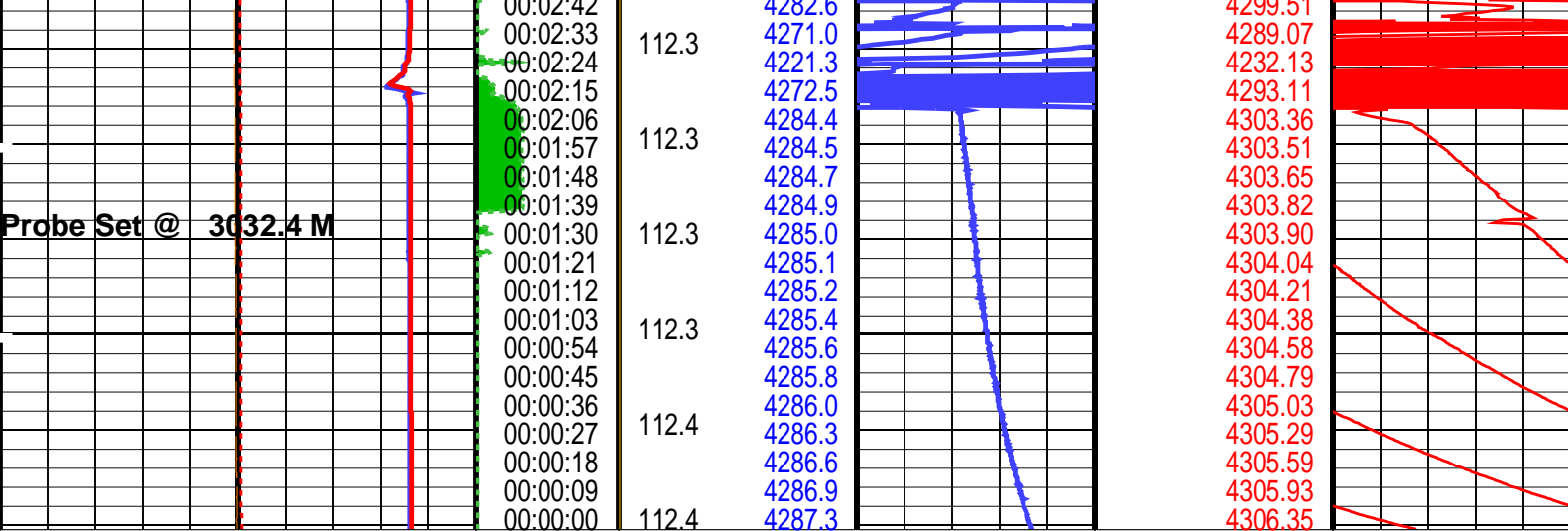
|         |                            |        |          |                   |          |       |
|---------|----------------------------|--------|----------|-------------------|----------|-------|
| DEFAULT | MDT_OFA_correlation_120LTP | FN:187 | PRODUCER | 09-Apr-2006 03:08 | 3032.4 M | 0.8 M |
| MDT_TLC | MDT_OFA_correlation_120LTP | FN:188 | PRODUCER | 09-Apr-2006 03:08 | 3032.4 M | 0.8 M |

| Elapsed Time (s) | Event Summary  |
|------------------|--|
| 237.3            | Retract Single Probe Module (MRPS) 1                       |
| 162.3            | Vert Pretest 9.9 cc @ 60 C3/M Single Probe Module (MRPS) 1 |
| 96.0             | Probe Set @ 3032.4 M Single Probe Module (MRPS) 1          |

### PIP SUMMARY

Time Mark Every 60 S





|   |  |   |  |  |  |
|---|--|---|--|--|--|
| <div>MRPS 1 Strain Gauge Pressure (BSG1)</div> <div>0 (PSIG) 5000</div>         |  | <div>Elapsed Time (ETIM) (S)</div> <div>MRHY 1 Motor Speed (HMS1) (RPM)</div> <div>0 8000</div> | <div>MRPOUD Solenoid 3 Status (POUDS3)</div> <div>0 (----) 30</div>          |  | <div>MRPS 1 Quartz Gauge Pressure (BQP1) (PSIA)</div> <div>0 1</div> |
| <div>MRPS 1 Quartz Gauge Pressure (BQP1)</div> <div>0 (PSIA) 5000</div>         |  |   | <div>MRPS 1 Strain Gauge Pressure (BSG1) (PSIG)</div> <div>0 (PSIG) 10</div> |  |  |
| <div>MRPS 1 Resistivity Cell Temperature (B1TR) (DEGC)</div> <div>100 125</div> |  |   | <div>MRPS 1 Resistivity Cell Temperature (B1TR) (DEGC)</div>                 |  |  |
| <div>MRPS 1 Quartz Gauge Temperature (BQT1) (DEGC)</div> <div>100 125</div>     |  |   |  |  |  |

#### PIP SUMMARY

Time Mark Every 60 S

Format: MRPS\_1\_SGQG\_Station Vertical Scale: 1" per 60S Graphics File Created: 09-Apr-2006 03:08

### OP System Version: 14C0-302

MCM

|         |            |        |            |
|---------|------------|--------|------------|
| MRPS_1  | unofficial | MRHY_1 | unofficial |
| MRPO_UD | unofficial | LFA    | unofficial |
| MRMS_1  | unofficial | MRPC   | unofficial |
| SGT-L   | unofficial | TCC-B  | unofficial |
| ACTS-B1 | unofficial |        |            |

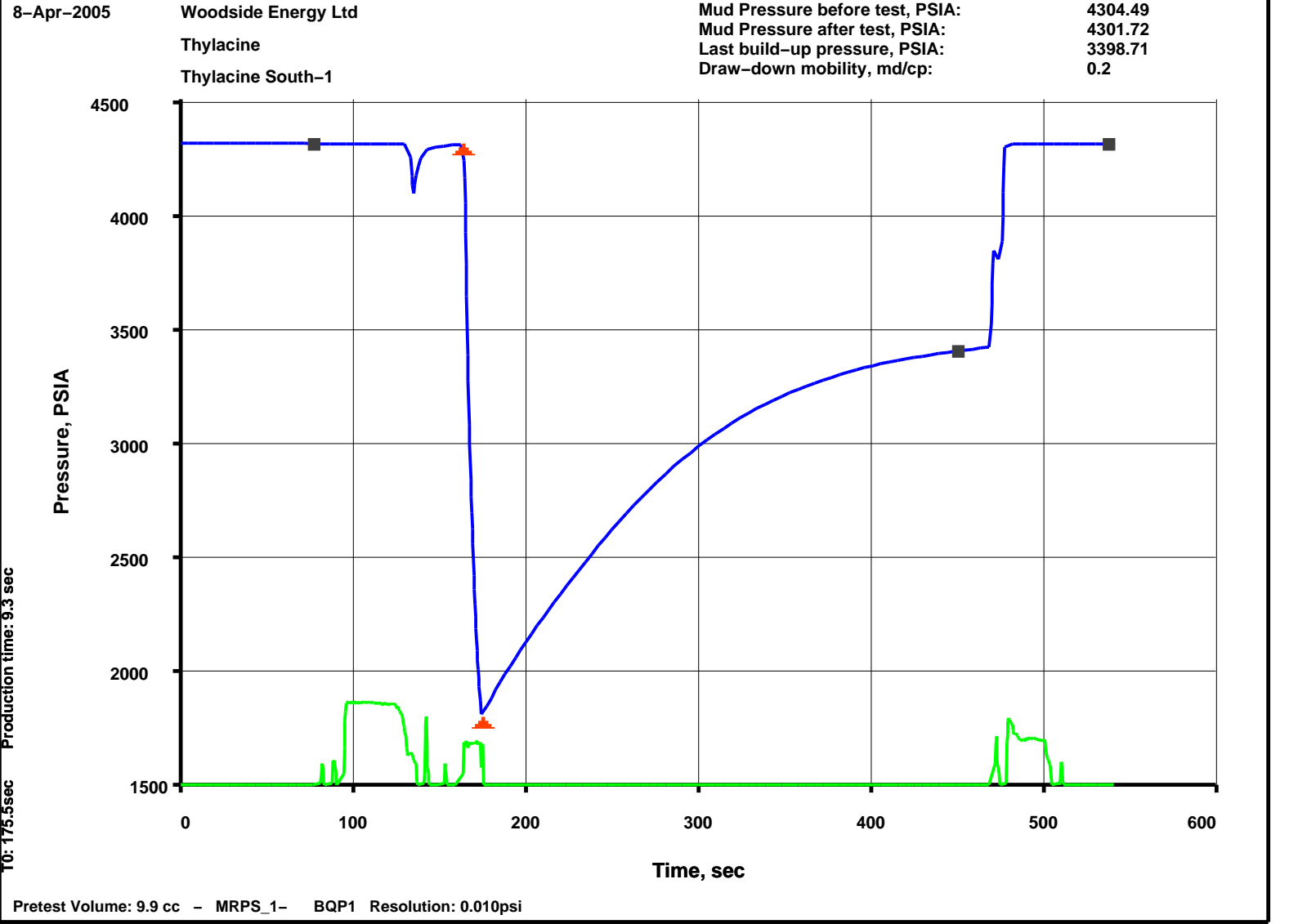
#### Output DLIS Files

|         |                            |        |          |                   |
|---------|----------------------------|--------|----------|-------------------|
| DEFAULT | MDT_OFA_correlation_120LTP | FN:187 | PRODUCER | 09-Apr-2006 03:08 |
| MDT_TLC | MDT_OFA_correlation_120LTP | FN:188 | PRODUCER | 09-Apr-2006 03:08 |

**Schlumberger**

**Pretest @ 3032\_6 mMD**

MAXIS Field Log



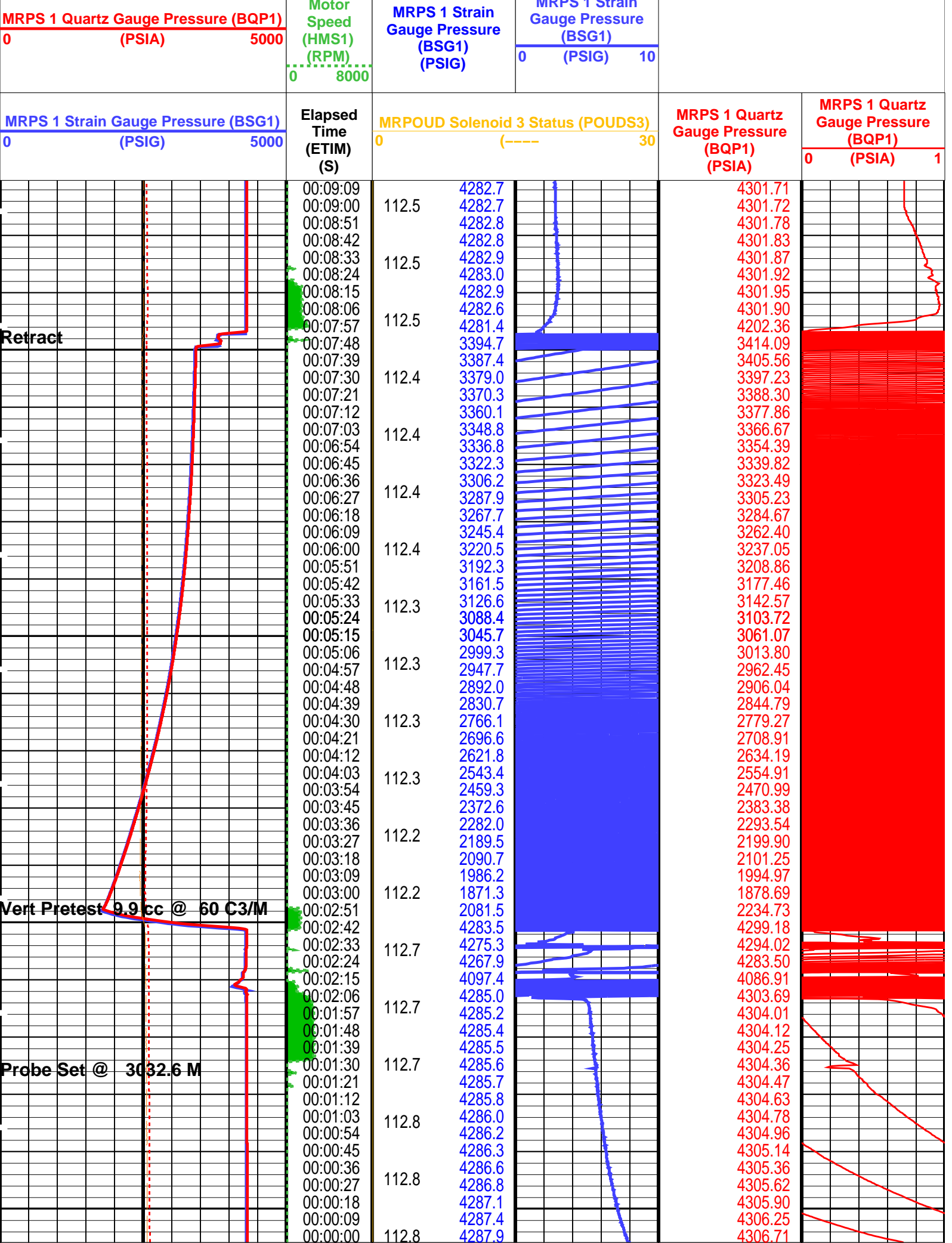
| Output DLIS Files |                            |        |          |                   |          |       |
|-------------------|----------------------------|--------|----------|-------------------|----------|-------|
| DEFAULT           | MDT_OFA_correlation_119LTP | FN:185 | PRODUCER | 09-Apr-2006 02:55 | 3032.6 M | 1.4 M |
| MDT_TLC           | MDT_OFA_correlation_119LTP | FN:186 | PRODUCER | 09-Apr-2006 02:55 | 3032.6 M | 1.4 M |

| Elapsed Time (s) | Event Summary  |
|------------------|--|
| 474.6            | Retract Single Probe Module (MRPS) 1                       |
| 159.0            | Vert Pretest 9.9 cc @ 60 C3/M Single Probe Module (MRPS) 1 |
| 90.9             | Probe Set @ 3032.6 M Single Probe Module (MRPS) 1          |

PIP SUMMARY

|   |     |   |               |
|---|-----|---|---------------|
| Time Mark Every 60 S                              |     |   |               |
| MRPS 1 Quartz Gauge Temperature (BQT1) (DEGC)     |     |   |               |
| 100   | 125 |   |               |
| MRPS 1 Resistivity Cell Temperature (B1TR) (DEGC) |     | MRPS 1 Resistivity Cell Temperature (B1TR) (DEGC) |               |
| 100   | 125 |   |               |
|   |     | MRHY 1  | MRPS 1 Strain |





|  |   |  |  |
|--|---|--|--|
| MRPS 1 Strain Gauge Pressure (BSG1)<br>0 (PSIG) 5000         | Elapsed Time (ETIM) (S)                   | MRPOUD Solenoid 3 Status (POUDS3)<br>0 (----) 30   | MRPS 1 Quartz Gauge Pressure (BQP1) (PSIA)<br>0 1  |
| MRPS 1 Quartz Gauge Pressure (BQP1)<br>0 (PSIA) 5000         | MRHY 1 Motor Speed (HMS1) (RPM)<br>0 8000 | MRPS 1 Strain Gauge Pressure (BSG1) (PSIG)<br>0 10 | MRPS 1 Strain Gauge Pressure (BSG1) (PSIG)<br>0 10 |
| MRPS 1 Resistivity Cell Temperature (B1TR) (DEGC)<br>100 125 |   | MRPS 1 Resistivity Cell Temperature (B1TR) (DEGC)  |  |
| MRPS 1 Quartz Gauge Temperature (BQT1) (DEGC)<br>100 125     |   |  |  |

### PIP SUMMARY

Time Mark Every 60 S

Format: MRPS\_1\_SGQG\_Station

Vertical Scale: 1" per 60S

Graphics File Created: 09-Apr-2006 02:55

## OP System Version: 14C0-302

MCM

|         |            |        |            |
|---------|------------|--------|------------|
| MRPS_1  | unofficial | MRHY_1 | unofficial |
| MRPO_UD | unofficial | LFA    | unofficial |
| MRMS_1  | unofficial | MRPC   | unofficial |
| SGT-L   | unofficial | TCC-B  | unofficial |
| ACTS-B1 | unofficial |        |            |

### Output DLIS Files

|         |                            |        |          |                   |
|---------|----------------------------|--------|----------|-------------------|
| DEFAULT | MDT_OFA_correlation_119LTP | FN:185 | PRODUCER | 09-Apr-2006 02:55 |
| MDT_TLC | MDT_OFA_correlation_119LTP | FN:186 | PRODUCER | 09-Apr-2006 02:55 |

**Schlumberger**

**Pretest @ 3060\_0 mMD**

MAXIS Field Log

File 101

8-Apr-2005

Depth, M: 3060.21


Woodside Energy Ltd

Thylacine

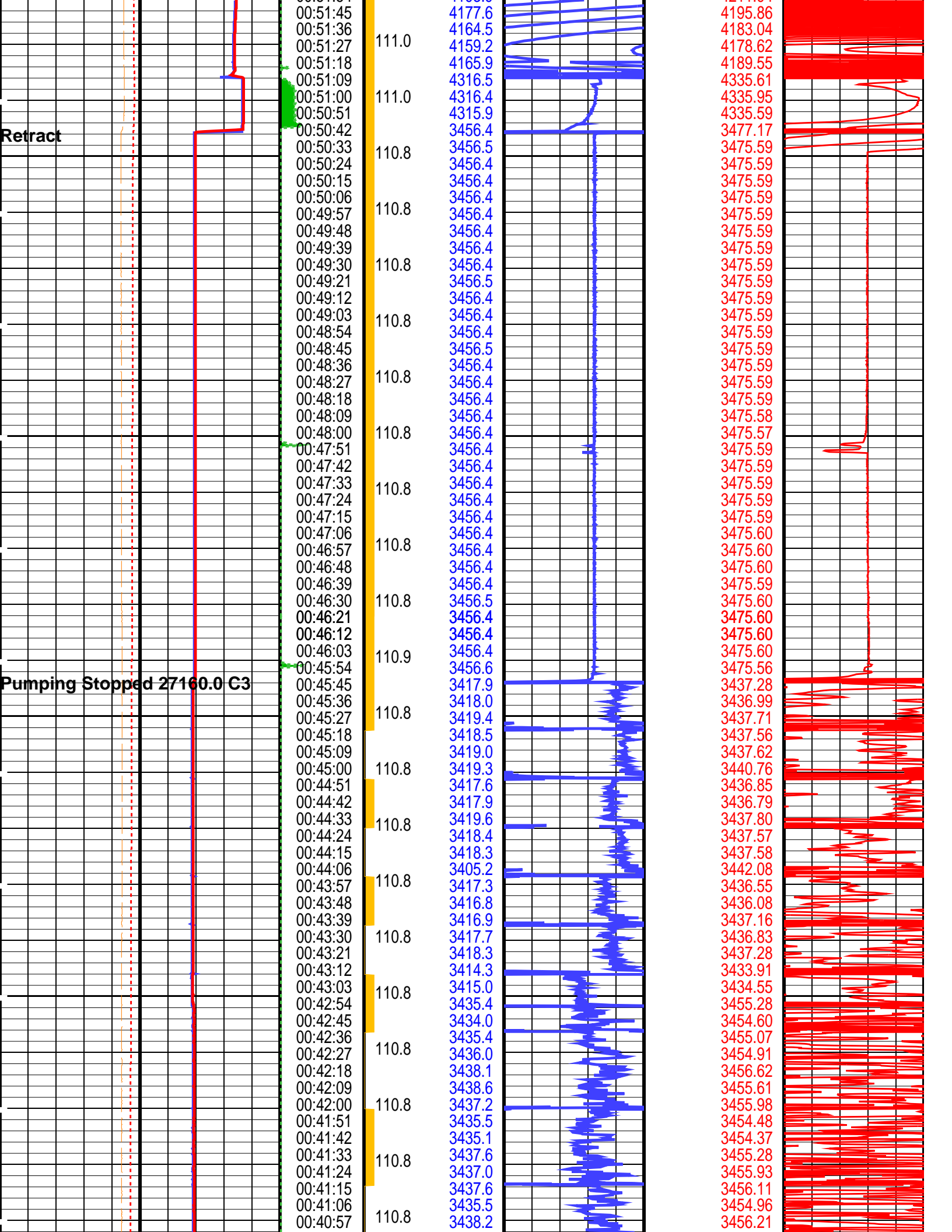
Thylacine South-1

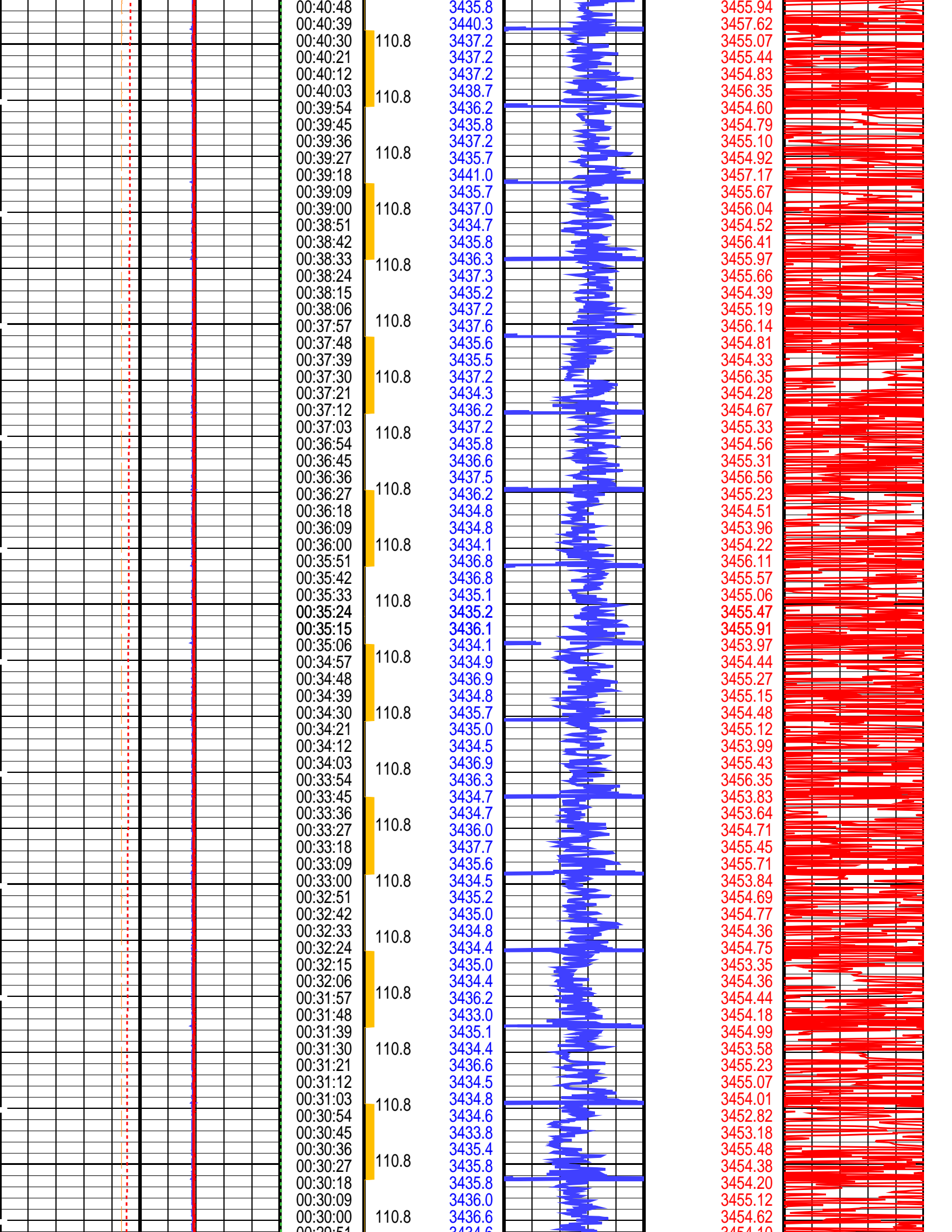
Volumetric Limited draw-down - Large-Diameter probe

Mud Pressure before test, PSIA: 4330.95  
Mud Pressure after test, PSIA: 4229.71  
Last build-up pressure, PSIA: 3474.93  
Draw-down mobility, md/cp: 957.9

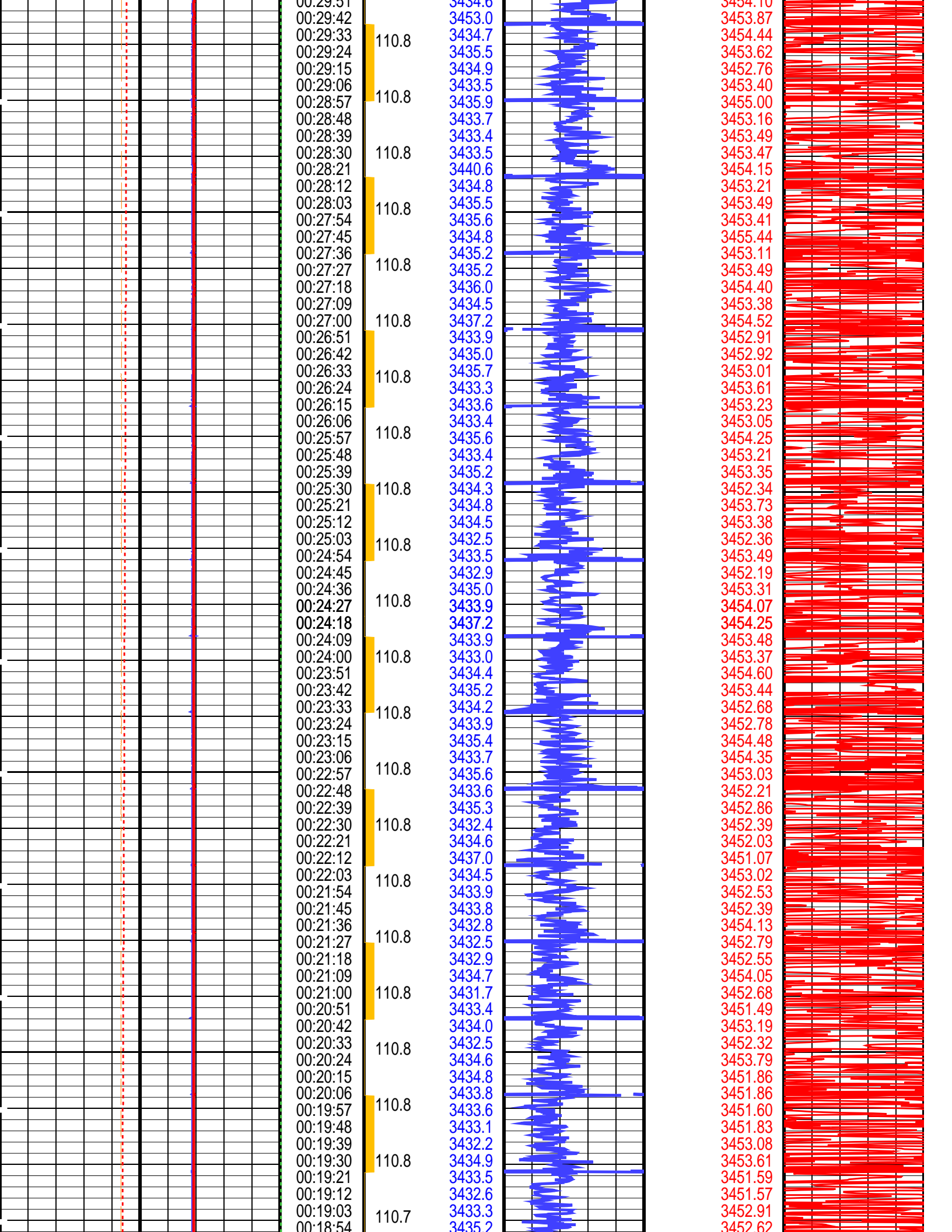


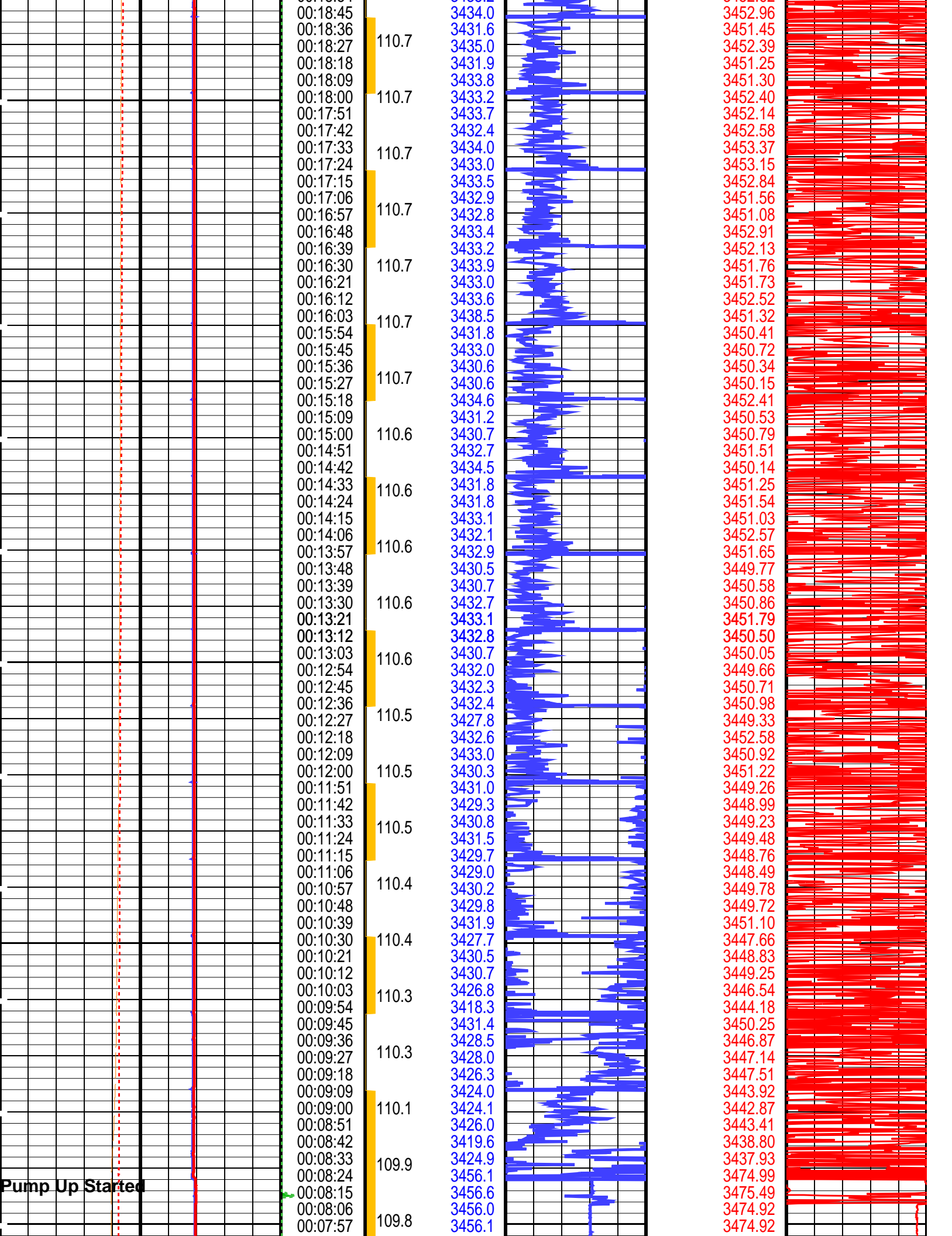


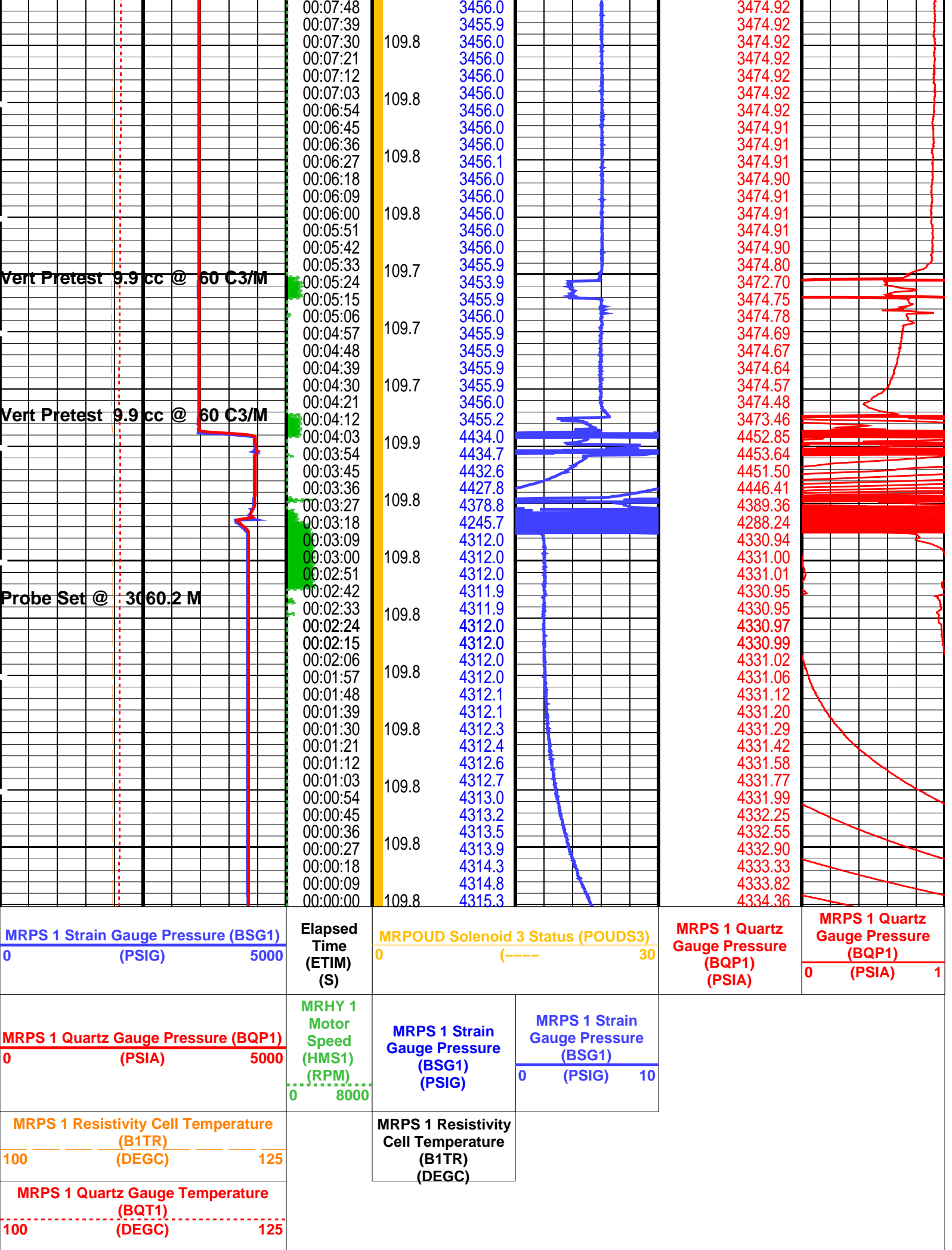














## OP System Version: 14C0-302

MCM

MRPS\_1      unofficial  
 MRPO\_UD    unofficial  
 MRMS\_1    unofficial  
 SGT-L      unofficial  
 ACTS-B1    unofficial

MRHY\_1      unofficial  
 LFA          unofficial  
 MRPC        unofficial  
 TCC-B        unofficial

## Output DLIS Files

|         |                            |        |          |                   |
|---------|----------------------------|--------|----------|-------------------|
| DEFAULT | MDT_OFA_correlation_101LTP | FN:149 | PRODUCER | 08-Apr-2006 19:05 |
| MDT_TLC | MDT_OFA_correlation_101LTP | FN:150 | PRODUCER | 08-Apr-2006 19:05 |



Pretest @ 3068\_1 mMD

MAXIS Field Log

File 105

Depth, M: 3068.07

Volumetric Limited draw-down - Large-Diameter probe

8-Apr-2005

Woodside Energy Ltd

Mud Pressure before test, PSIA: 4346.69

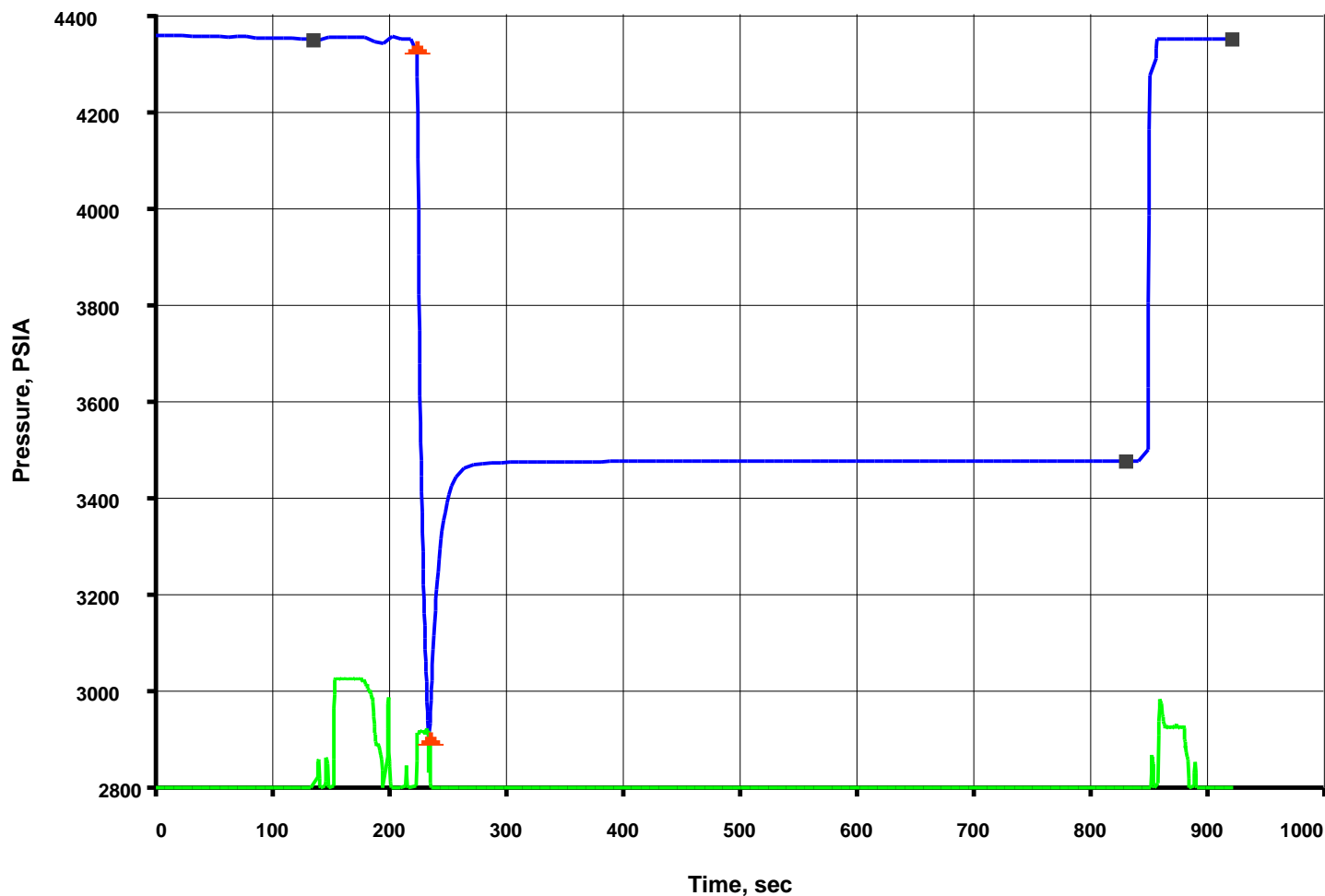
Thylacine

Mud Pressure after test, PSIA: 4348.59

Thylacine South-1

Last build-up pressure, PSIA: 3475.88

Draw-down mobility, md/cp: 3.2



Pretest Volume: 10.0cc - MRPS 1- BQP1 Resolution: 0.010psi

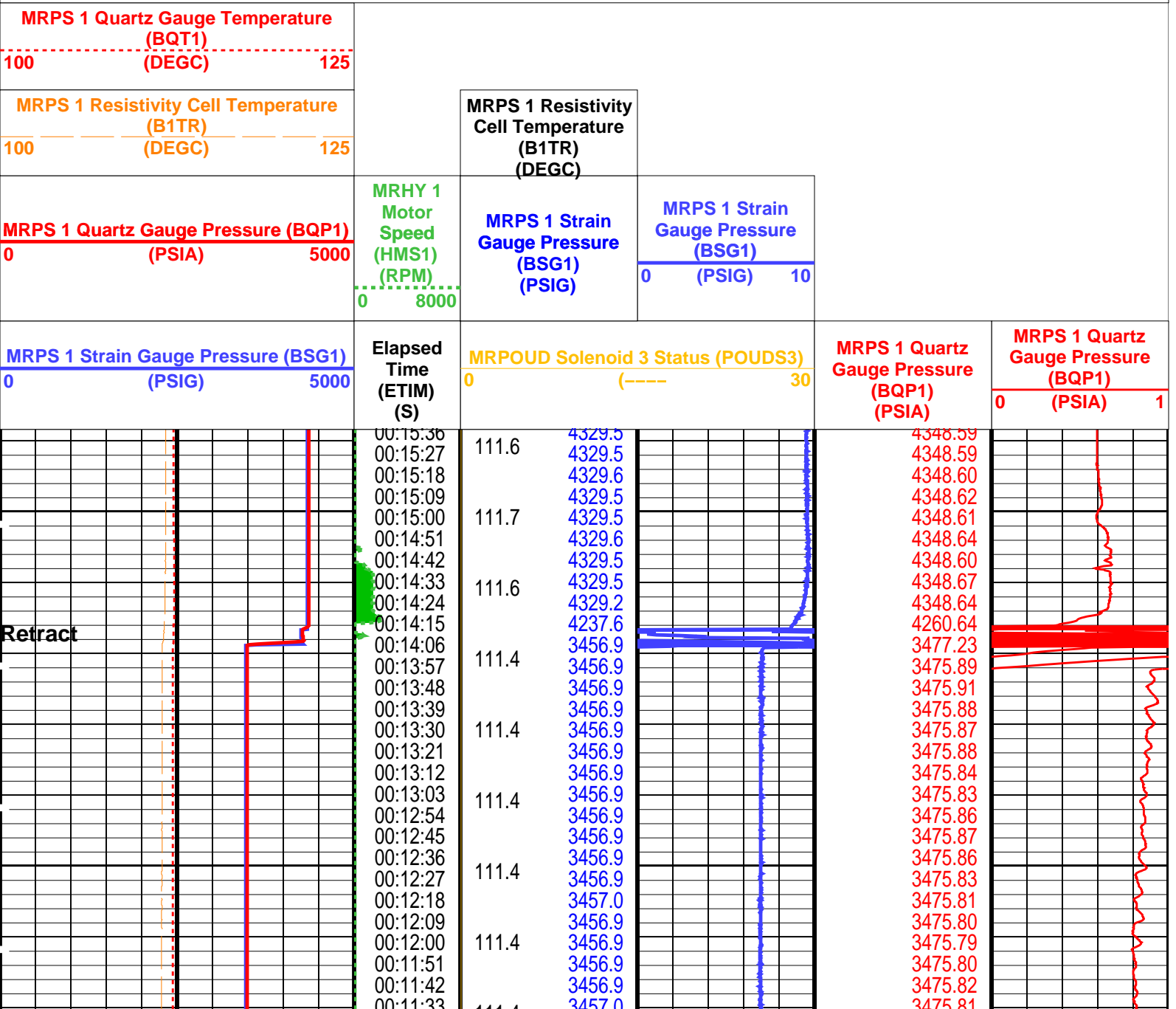
# Output DLIS Files


|         |                            |        |          |                   |          |       |
|---------|----------------------------|--------|----------|-------------------|----------|-------|
| DEFAULT | MDT_OFA_correlation_105LTP | FN:157 | PRODUCER | 08-Apr-2006 21:40 | 3068.1 M | 2.4 M |
| MDT_TLC | MDT_OFA_correlation_105LTP | FN:158 | PRODUCER | 08-Apr-2006 21:40 | 3068.1 M | 2.4 M |

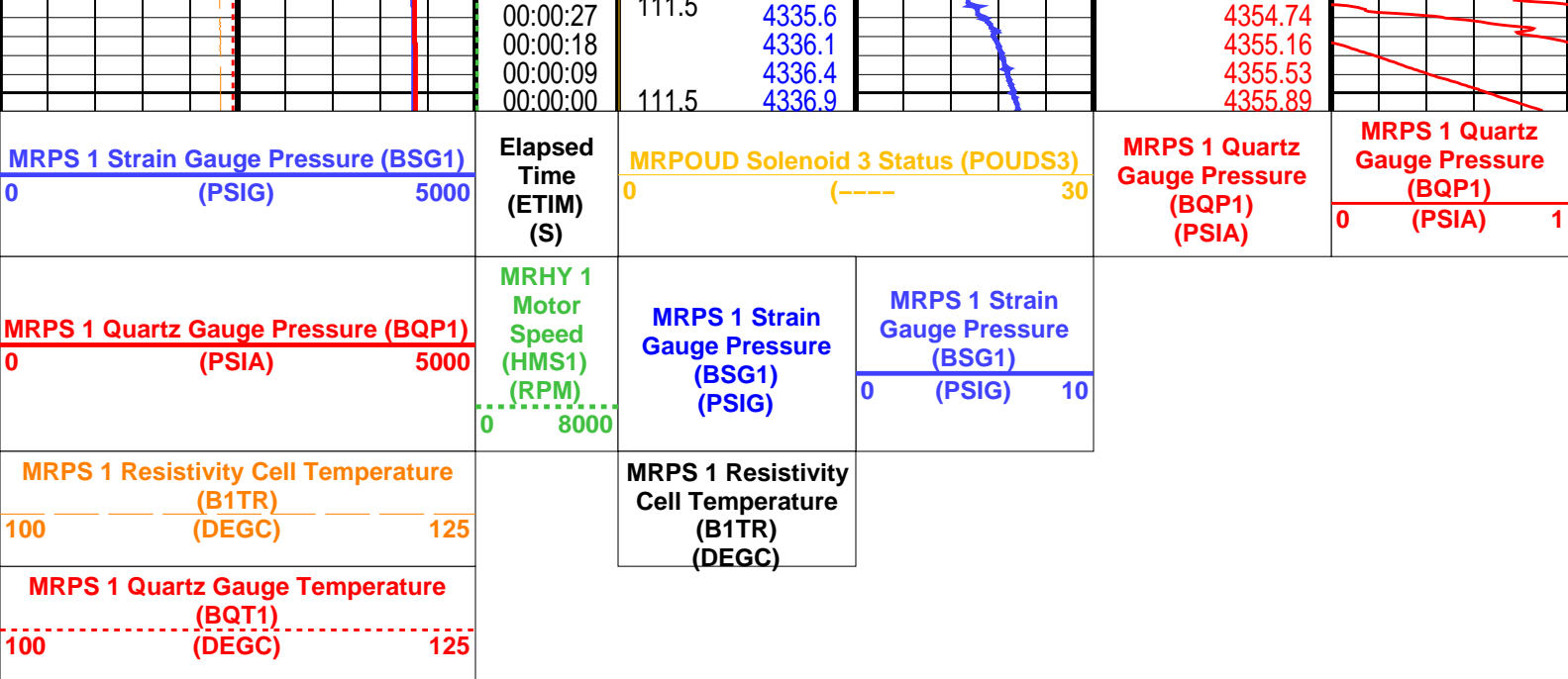
| Elapsed Time (s) | Event Summary   |
|------------------|---|
| 854.4            | Retract Single Probe Module (MRPS) 1                        |
| 219.0            | Vert Pretest 10.0 cc @ 60 C3/M Single Probe Module (MRPS) 1 |
| 148.5            | Probe Set @ 3068.1 M Single Probe Module (MRPS) 1           |
| 102.6            | Initialize MDT Multi-Sample (MRMS) 1                        |

## PIP SUMMARY


Time Mark Every 60 S







**PIP SUMMARY**

 Time Mark Every 60 S

Format: MRPS\_1\_SGQG\_Station    Vertical Scale: 1" per 60S    Graphics File Created: 08-Apr-2006 21:40

**OP System Version: 14C0-302**  
MCM

|         |            |        |            |
|---------|------------|--------|------------|
| MRPS_1  | unofficial | MRHY_1 | unofficial |
| MRPO_UD | unofficial | LFA    | unofficial |
| MRMS_1  | unofficial | MRPC   | unofficial |
| SGT-L   | unofficial | TCC-B  | unofficial |
| ACTS-B1 | unofficial |        |            |

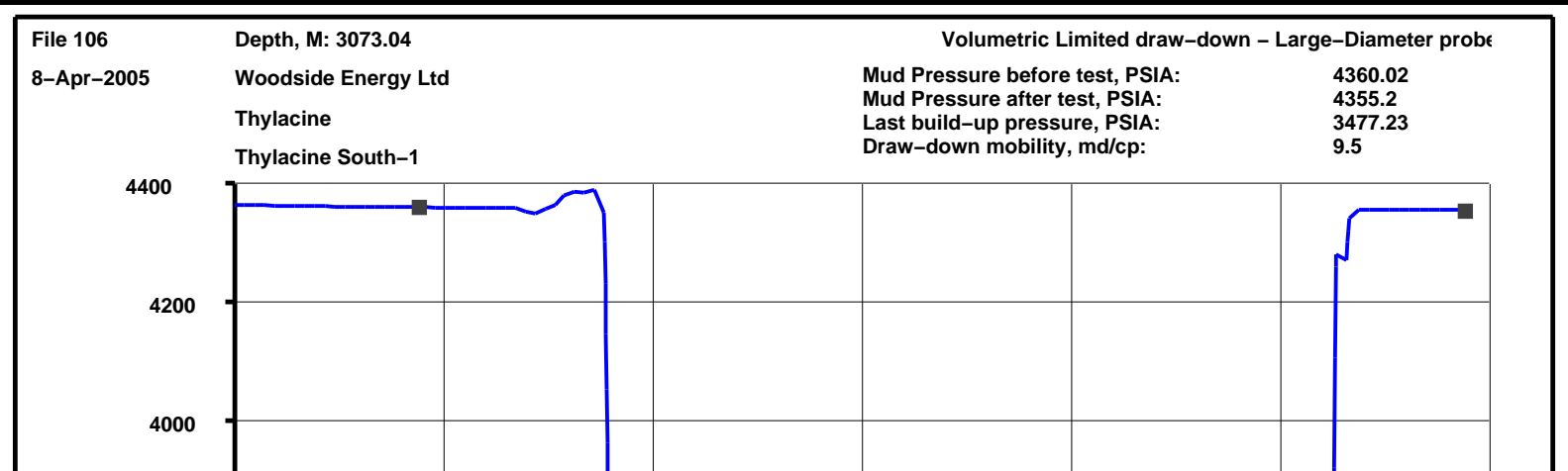
**Output DLIS Files**

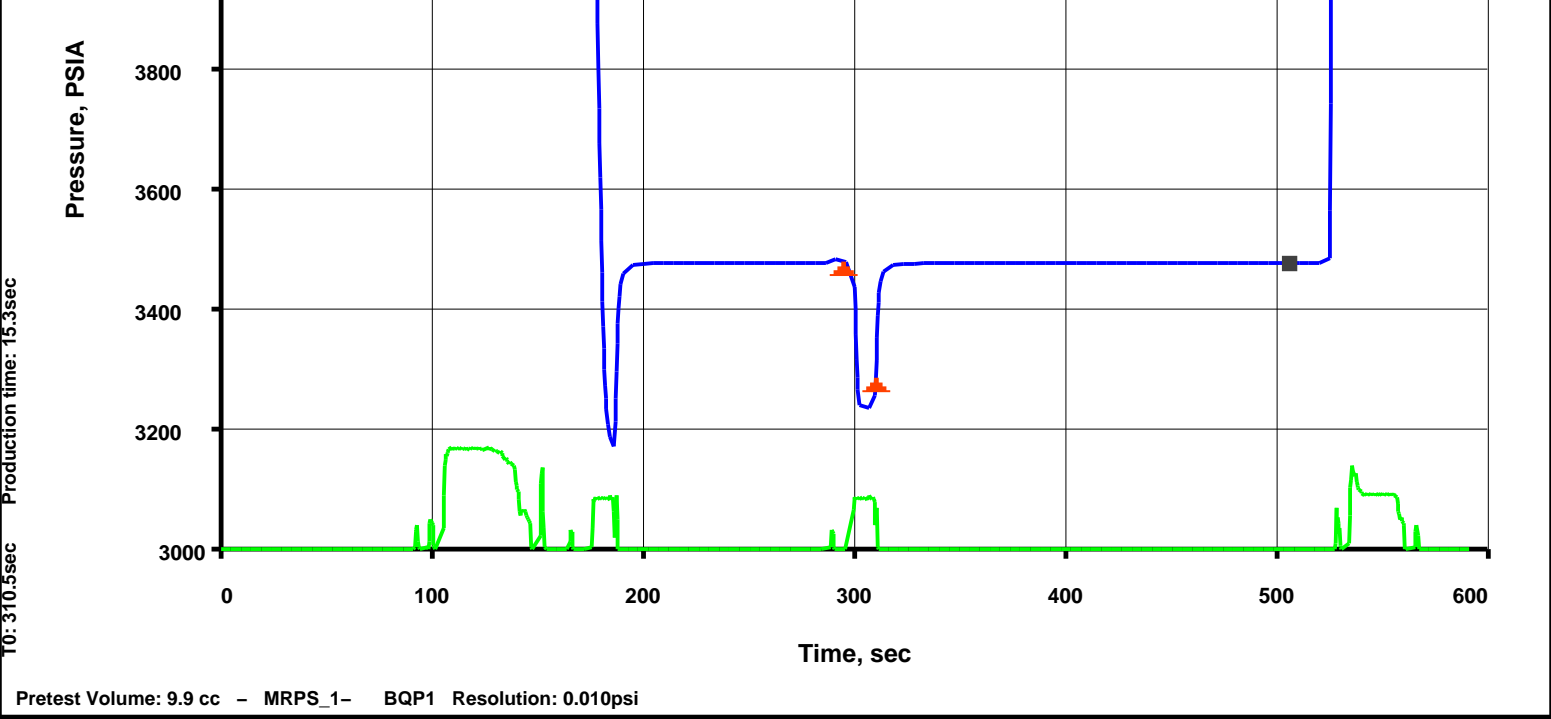
|         |                            |        |          |                   |
|---------|----------------------------|--------|----------|-------------------|
| DEFAULT | MDT_OFA_correlation_105LTP | FN:157 | PRODUCER | 08-Apr-2006 21:40 |
| MDT_TLC | MDT_OFA_correlation_105LTP | FN:158 | PRODUCER | 08-Apr-2006 21:40 |



**Pretest @ 3073\_0 mMD**

MAXIS Field Log





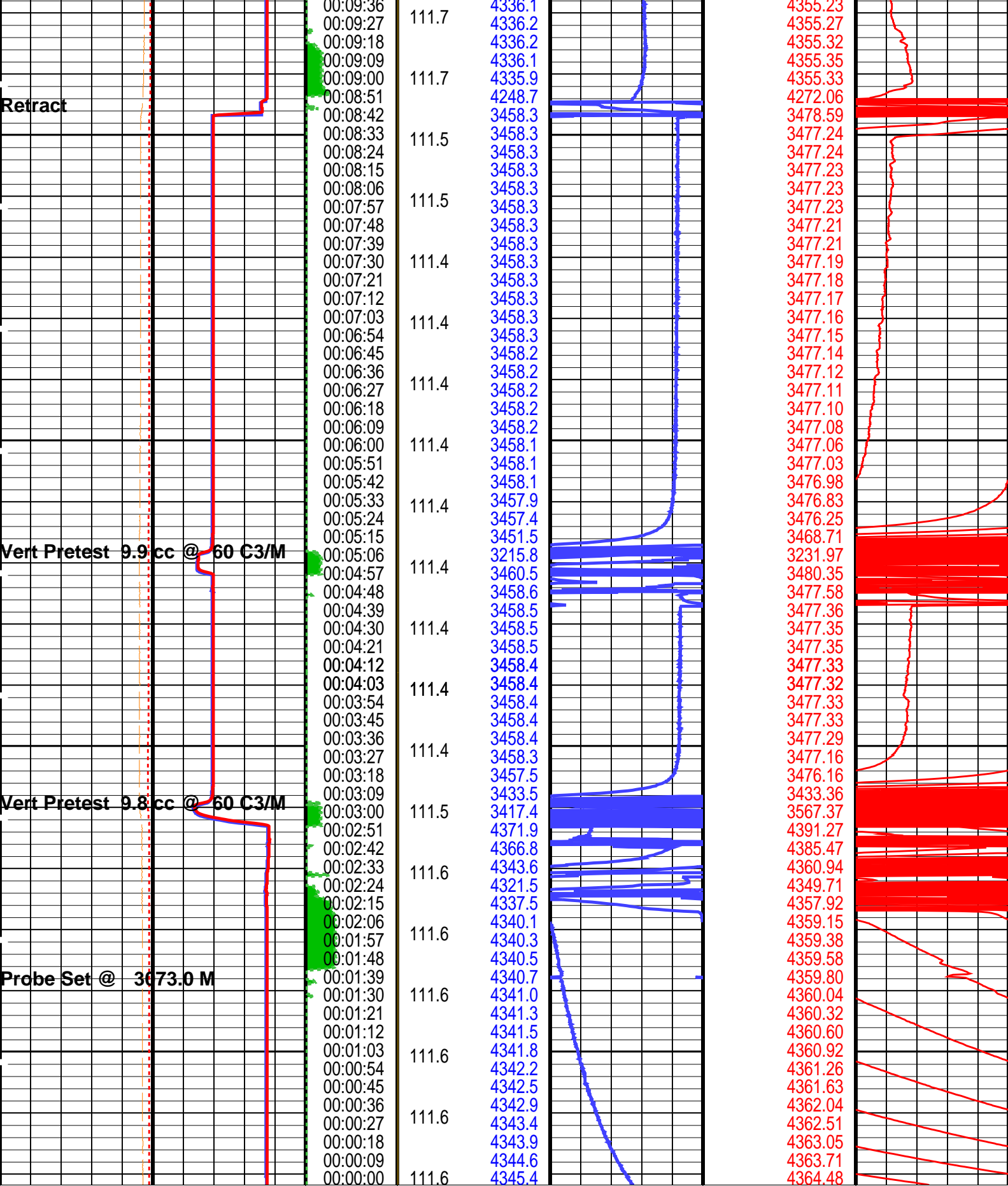
Output DLIS Files

|         |                            |        |          |                   |          |       |
|---------|----------------------------|--------|----------|-------------------|----------|-------|
| DEFAULT | MDT_OFA_correlation_106LTP | FN:159 | PRODUCER | 08-Apr-2006 21:58 | 3073.0 M | 1.5 M |
| MDT_TLC | MDT_OFA_correlation_106LTP | FN:160 | PRODUCER | 08-Apr-2006 21:59 | 3073.0 M | 1.5 M |

| Elapsed Time (s) | Event Summary  |
|------------------|--|
| 530.4            | Retract Single Probe Module (MRPS) 1                       |
| 295.2            | Vert Pretest 9.9 cc @ 60 C3/M Single Probe Module (MRPS) 1 |
| 171.6            | Vert Pretest 9.8 cc @ 60 C3/M Single Probe Module (MRPS) 1 |
| 101.7            | Probe Set @ 3073.0 M Single Probe Module (MRPS) 1          |

PIP SUMMARY

|   |      |  |  |  |  |  |  |
|---|------|--|--|--|--|--|--|
| Time Mark Every 60 S                              |      |  |  |  |  |  |  |
| MRPS 1 Quartz Gauge Temperature (BQT1) (DEGC)     |      |  |  |  |  |  |  |
| 100   | 125  |  |  |  |  |  |  |
| MRPS 1 Resistivity Cell Temperature (B1TR) (DEGC) |      |  |  |  |  |  |  |
| 100   | 125  |  |  |  |  |  |  |
| MRPS 1 Quartz Gauge Pressure (BQP1) (PSIA)        |      | MRPS 1 Strain Gauge Pressure (BSG1) (PSIG) |  |  |  |  |  |
| 0   | 5000 |  |  |  |  |  |  |
| MRPS 1 Strain Gauge Pressure (BSG1) (PSIG)        |      | MRPOUD Solenoid 3 Status (POUDS3) (-----)  |  | MRPS 1 Quartz Gauge Pressure (BQP1) (PSIA) |  | MRPS 1 Quartz Gauge Pressure (BQP1) (PSIA) |  |
| 0   | 5000 | 0  |  |  |  | 0  |  |
|   |      |  |  |  |  |  |  |
|   |      |  |  |  |  |  |  |
|   |      |  |  |  |  |  |  |
|   |      |  |  |  |  |  |  |
|   |      |  |  |  |  |  |  |
|   |      |  |  |  |  |  |  |
|   |      |  |  |  |  |  |  |
|   |      |  |  |  |  |  |  |
|   |      |  |  |  |  |  |  |
|   |      |  |  |  |  |  |  |
|   |      |  |  |  |  |  |  |
|   |      |  |  |  |  |  |  |
|   |      |  |  |  |  |  |  |
|   |      |  |  |  |  |  |  |
|   |      |  |  |  |  |  |  |
|   |      |  |  |  |  |  |  |
|   |      |  |  |  |  |  |  |
|   |      |  |  |  |  |  |  |
|   |      |  |  |  |  |  |  |
|   |      |  |  |  |  |  |  |
|   |      |  |  |  |  |  |  |
|   |      |  |  |  |  |  |  |
|   |      |  |  |  |  |  |  |
|   |      |  |  |  |  |  |  |
|   |      |  |  |  |  |  |  |
|   |      |  |  |  |  |  |  |
|   |      |  |  |  |  |  |  |
|   |      |  |  |  |  |  |  |
|   |      |  |  |  |  |  |  |
|   |      |  |  |  |  |  |  |
|   |      |  |  |  |  |  |  |
|   |      |  |  |  |  |  |  |
|   |      |  |  |  |  |  |  |
|   |      |  |  |  |  |  |  |
|   |      |  |  |  |  |  |  |
|   |      |  |  |  |  |  |  |
|   |      |  |  |  |  |  |  |
|   |      |  |  |  |  |  |  |
|   |      |  |  |  |  |  |  |
|   |      |  |  |  |  |  |  |
|   |      |  |  |  |  |  |  |
|   |      |  |  |  |  |  |  |
|   |      |  |  |  |  |  |  |
|   |      |  |  |  |  |  |  |
|   |      |  |  |  |  |  |  |
|   |      |  |  |  |  |  |  |
|   |      |  |  |  |  |  |  |
|   |      |  |  |  |  |  |  |
|   |      |  |  |  |  |  |  |
|   |      |  |  |  |  |  |  |
|   |      |  |  |  |  |  |  |
|   |      |  |  |  |  |  |  |
|   |      |  |  |  |  |  |  |
|   |      |  |  |  |  |  |  |
|   |      |  |  |  |  |  |  |
|   |      |  |  |  |  |  |  |
|   |      |  |  |  |  |  |  |
|   |      |  |  |  |  |  |  |
|   |      |  |  |  |  |  |  |
|   |      |  |  |  |  |  |  |
|   |      |  |  |  |  |  |  |
|   |      |  |  |  |  |  |  |
|   |      |  |  |  |  |  |  |
|   |      |  |  |  |  |  |  |
|   |      |  |  |  |  |  |  |
|   |      |  |  |  |  |  |  |
|   |      |  |  |  |  |  |  |
|   |      |  |  |  |  |  |  |
|   |      |  |  |  |  |  |  |
|   |      |  |  |  |  |  |  |
|   |      |  |  |  |  |  |  |
|   |      |  |  |  |  |  |  |
|   |      |  |  |  |  |  |  |
|   |      |  |  |  |  |  |  |
|   |      |  |  |  |  |  |  |
|   |      |  |  |  |  |  |  |
|   |      |  |  |  |  |  |  |
|   |      |  |  |  |  |  |  |
|   |      |  |  |  |  |  |  |
|   |      |  |  |  |  |  |  |
|   |      |  |  |  |  |  |  |
|   |      |  |  |  |  |  |  |
|   |      |  |  |  |  |  |  |
|   |      |  |  |  |  |  |  |
|   |      |  |  |  |  |  |  |
|   |      |  |  |  |  |  |  |
|   |      |  |  |  |  |  |  |
|   |      |  |  |  |  |  |  |
|   |      |  |  |  |  |  |  |
|   |      |  |  |  |  |  |  |
|   |      |  |  |  |  |  |  |
|   |      |  |  |  |  |  |  |
|   |      |  |  |  |  |  |  |
|   |      |  |  |  |  |  |  |
|   |      |  |  |  |  |  |  |
|   |      |  |  |  |  |  |  |
|   |      |  |  |  |  |  |  |
|   |      |  |  |  |  |  |  |
|   |      |  |  |  |  |  |  |
|   |      |  |  |  |  |  |  |
|   |      |  |  |  |  |  |  |
|   |      |  |  |  |  |  |  |
|   |      |  |  |  |  |  |  |
|   |      |  |  |  |  |  |  |
|   |      |  |  |  |  |  |  |
|   |      |  |  |  |  |  |  |
|   |      |  |  |  |  |  |  |
|   |      |  |  |  |  |  |  |
|   |      |  |  |  |  |  |  |
|   |      |  |  |  |  |  |  |
|   |      |  |  |  |  |  |  |
|   |      |  |  |  |  |  |  |
|   |      |  |  |  |  |  |  |
|   |      |  |  |  |  |  |  |
|   |      |  |  |  |  |  |  |
|   |      |  |  |  |  |  |  |



|  |  |                           |  |                                     |  |   |
|--|--|---------------------------|--|-------------------------------------|--|---|
| MRPS 1 Strain Gauge Pressure (BSG1)<br>0 (PSIG) 5000 |  | Elapsed Time (ETIM) (S)   | MRPOUD Solenoid 3 Status (POUDS3)<br>0 (----) 30 |                                     | MRPS 1 Quartz Gauge Pressure (BQP1) (PSIA) | MRPS 1 Quartz Gauge Pressure (BQP1) (PSIA)<br>0 1 |
| MRPS 1 Quartz Gauge Pressure (BQP1) (PSIA)           |  | MRHY 1 Motor Speed (UMC1) | MRPS 1 Strain Gauge Pressure                     | MRPS 1 Strain Gauge Pressure (BSG1) |  |   |

|   |        |                 |   |  |                  |   |                  |    |
|---|--------|-----------------|---|--|------------------|---|------------------|----|
| (PSIA)  | 5000   | (HMS1)<br>(RPM) | 0 | 8000   | (BSG1)<br>(PSIG) | 0 | (BSG1)<br>(PSIG) | 10 |
| MRPS 1 Resistivity Cell Temperature<br>(B1TR) |        |                 |   | MRPS 1 Resistivity<br>Cell Temperature<br>(B1TR) |                  |   |                  |    |
| 100   | (DEGC) | 125             |   |  | (DEGC)           |   |                  |    |
| MRPS 1 Quartz Gauge Temperature<br>(BQT1)     |        |                 |   |  |                  |   |                  |    |
| 100   | (DEGC) | 125             |   |  |                  |   |                  |    |

#### PIP SUMMARY

Time Mark Every 60 S

Format: MRPS\_1\_SGQG\_Station

Vertical Scale: 1" per 60S

Graphics File Created: 08-Apr-2006 21:58

### OP System Version: 14C0-302

MCM

|         |            |        |            |
|---------|------------|--------|------------|
| MRPS_1  | unofficial | MRHY_1 | unofficial |
| MRPO_UD | unofficial | LFA    | unofficial |
| MRMS_1  | unofficial | MRPC   | unofficial |
| SGT-L   | unofficial | TCC-B  | unofficial |
| ACTS-B1 | unofficial |        |            |

### Output DLIS Files

|         |                            |        |          |                   |
|---------|----------------------------|--------|----------|-------------------|
| DEFAULT | MDT_OFA_correlation_106LTP | FN:159 | PRODUCER | 08-Apr-2006 21:58 |
| MDT_TLC | MDT_OFA_correlation_106LTP | FN:160 | PRODUCER | 08-Apr-2006 21:59 |

**Schlumberger**

**Pretest @ 3078\_0 mMD**

MAXIS Field Log

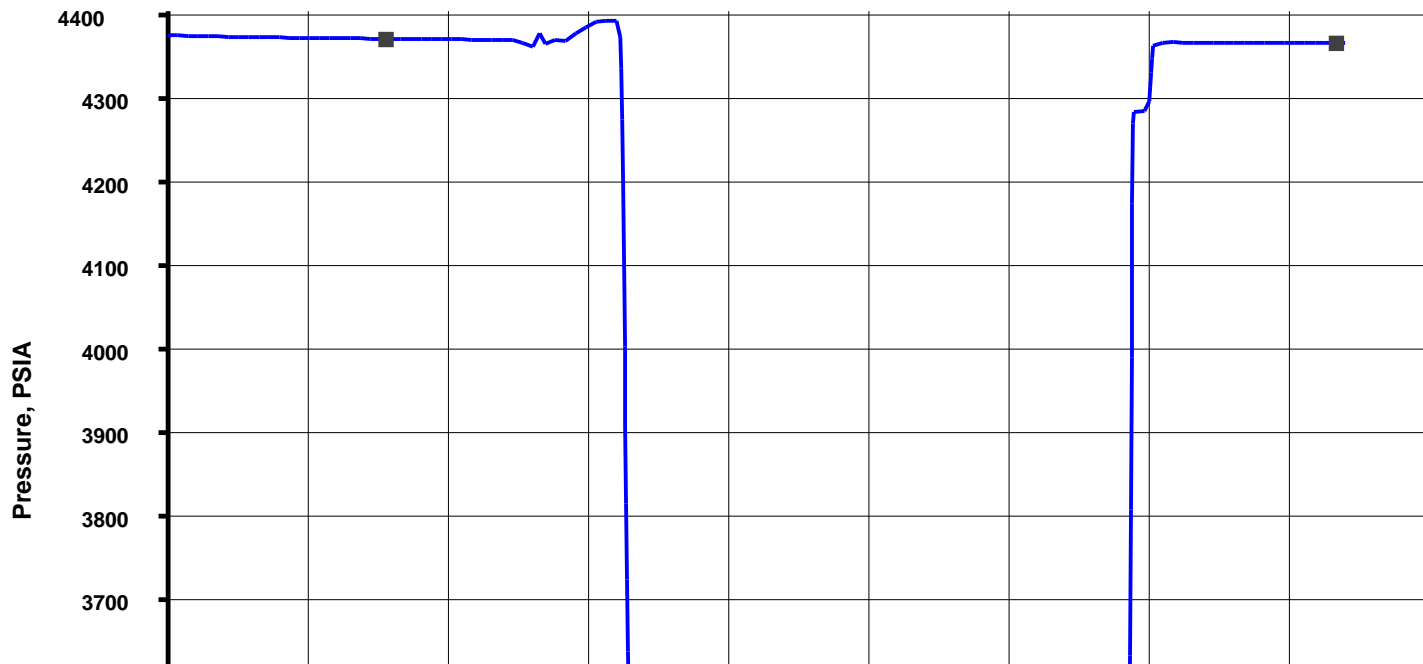
File 107      Depth, M: 3078.03      Volumetric Limited draw-down - Large-Diameter probe

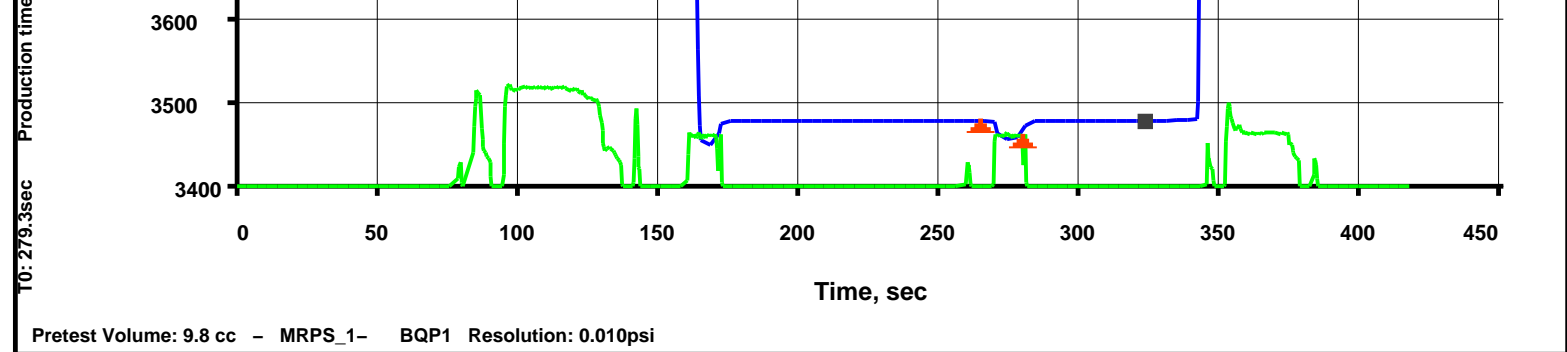
8-Apr-2005      Woodside Energy Ltd      Mud Pressure before test, PSIA: 4366.54

Thylacine      Thylacine      Mud Pressure after test, PSIA: 4361.94

Thylacine South-1      Last build-up pressure, PSIA: 3478.26

Draw-down mobility, md/cp: 113.6





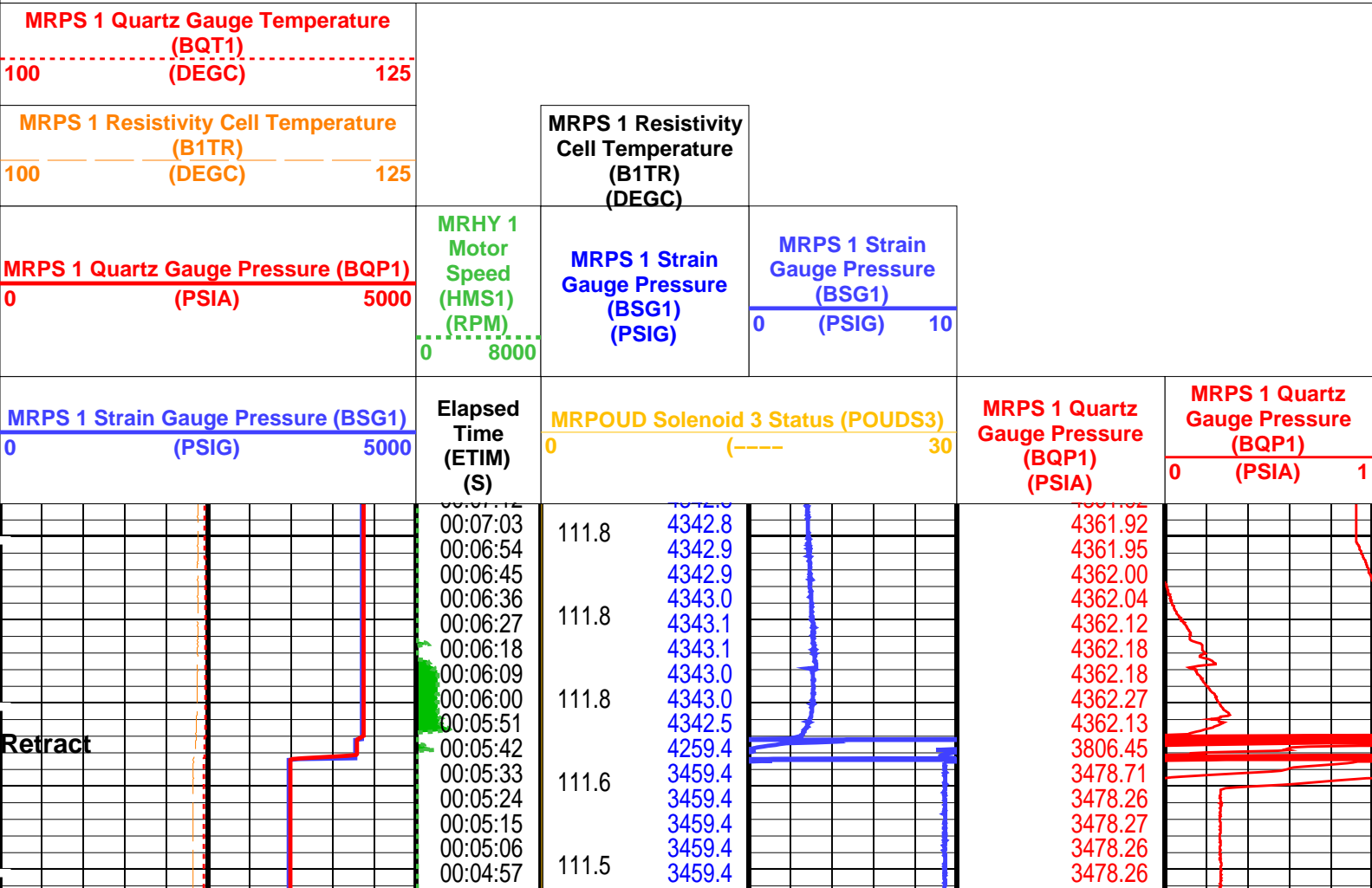
## Output DLIS Files

|         |                            |        |          |                   |
|---------|----------------------------|--------|----------|-------------------|
| DEFAULT | MDT_OFA_correlation_107LTP | FN:161 | PRODUCER | 08-Apr-2006 22:11 |
| MDT_TLC | MDT_OFA_correlation_107LTP | FN:162 | PRODUCER | 08-Apr-2006 22:12 |

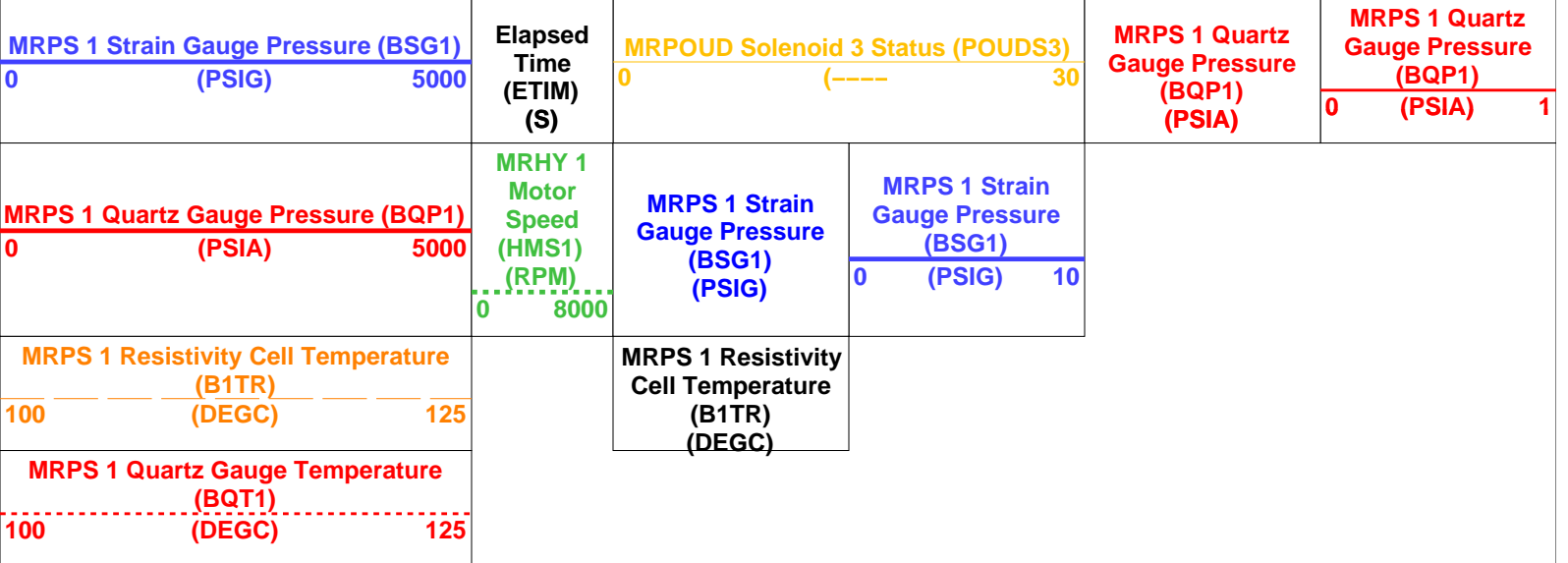
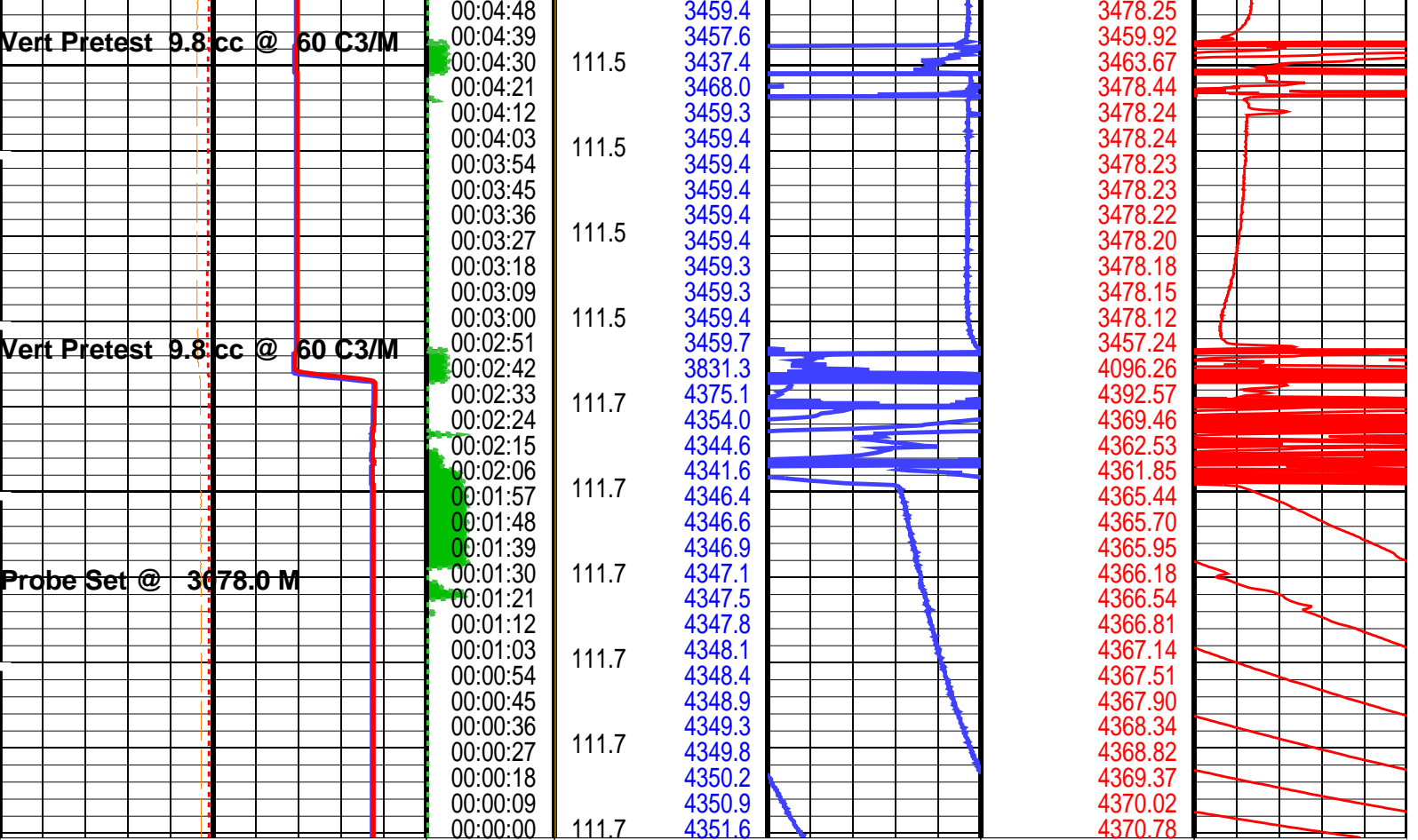
| Elapsed Time (s) | Event Summary  |
|------------------|--|
| 347.1            | Retract Single Probe Module (MRPS) 1                       |
| 264.3            | Vert Pretest 9.8 cc @ 60 C3/M Single Probe Module (MRPS) 1 |
| 156.0            | Vert Pretest 9.8 cc @ 60 C3/M Single Probe Module (MRPS) 1 |
| 90.9             | Probe Set @ 3078.0 M Single Probe Module (MRPS) 1          |

## PIP SUMMARY

Time Mark Every 60 S







**PIP SUMMARY**

☐ Time Mark Every 60 S

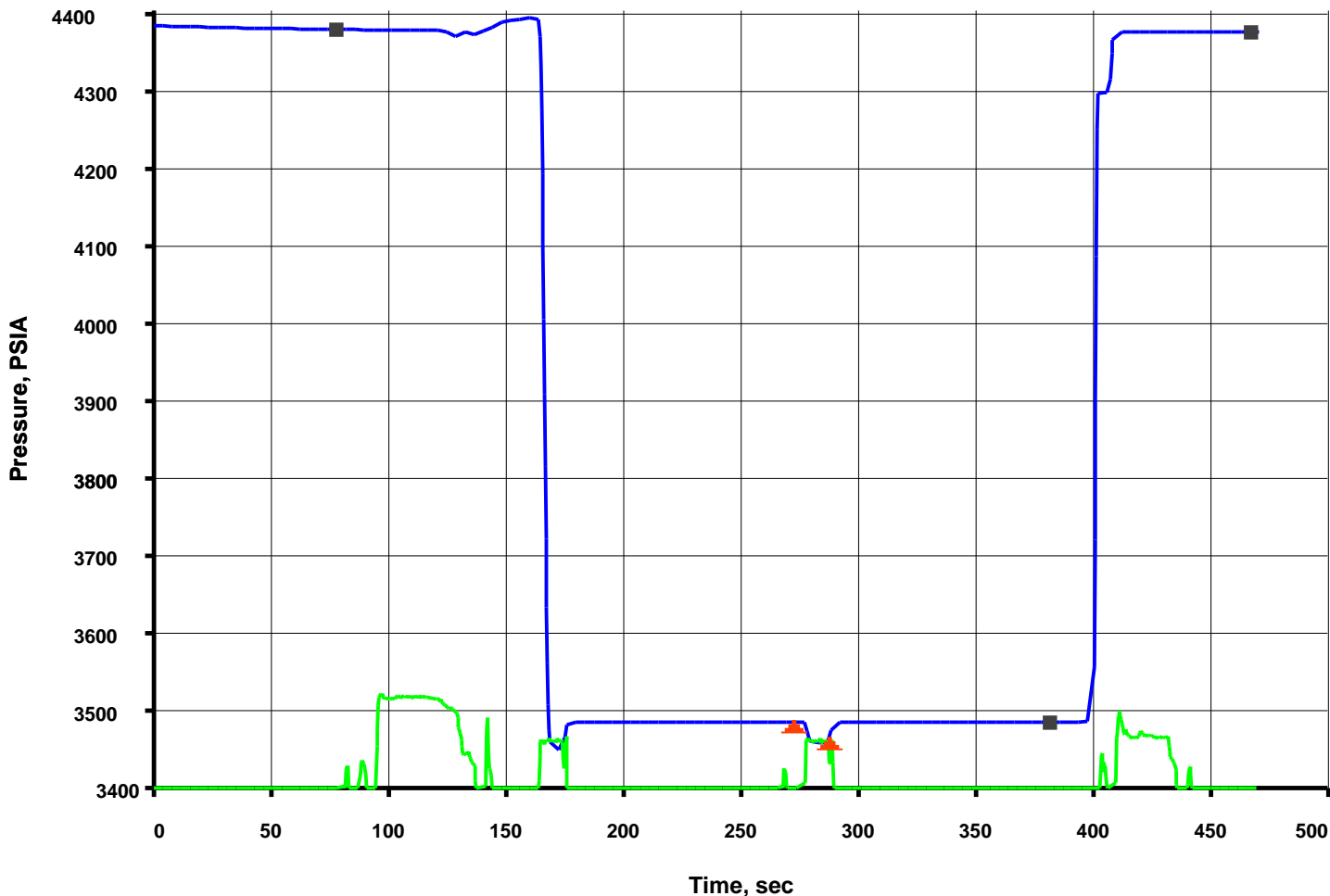
Format: MRPS\_1\_SGQG\_Station      Vertical Scale: 1" per 60S      Graphics File Created: 08-Apr-2006 22:11

|   |            |        |            |
|---|------------|--------|------------|
| <b>OP System Version: 14C0-302</b><br>MCM |            |        |            |
| MRPS_1                                    | unofficial | MRHY_1 | unofficial |
| MRPO_UD                                   | unofficial | LFA    | unofficial |
| MRMS_1                                    | unofficial | MRPC   | unofficial |
| SGT-L                                     | unofficial | TCC-B  | unofficial |
| ACTS-B1                                   | unofficial |        |            |

|                          |                            |        |                            |
|--------------------------|----------------------------|--------|----------------------------|
| <b>Output DLIS Files</b> |                            |        |                            |
| DEFAULT                  | MDT_OFA_correlation_107LTP | FN:161 | PRODUCER 08-Apr-2006 22:11 |
| MDT_TLC                  | MDT_OFA_correlation_107LTP | FN:162 | PRODUCER 08-Apr-2006 22:12 |

MAXIS Field Log

File 108 Depth, M: 3086.00 Volumetric Limited draw-down – Large-Diameter probe  
 8-Apr-2005 Woodside Energy Ltd Mud Pressure before test, PSIA: 4375.17  
 Thylacine Mud Pressure after test, PSIA: 4371.52  
 Thylacine South-1 Last build-up pressure, PSIA: 3484.89  
 Draw-down mobility, md/cp: 93.6



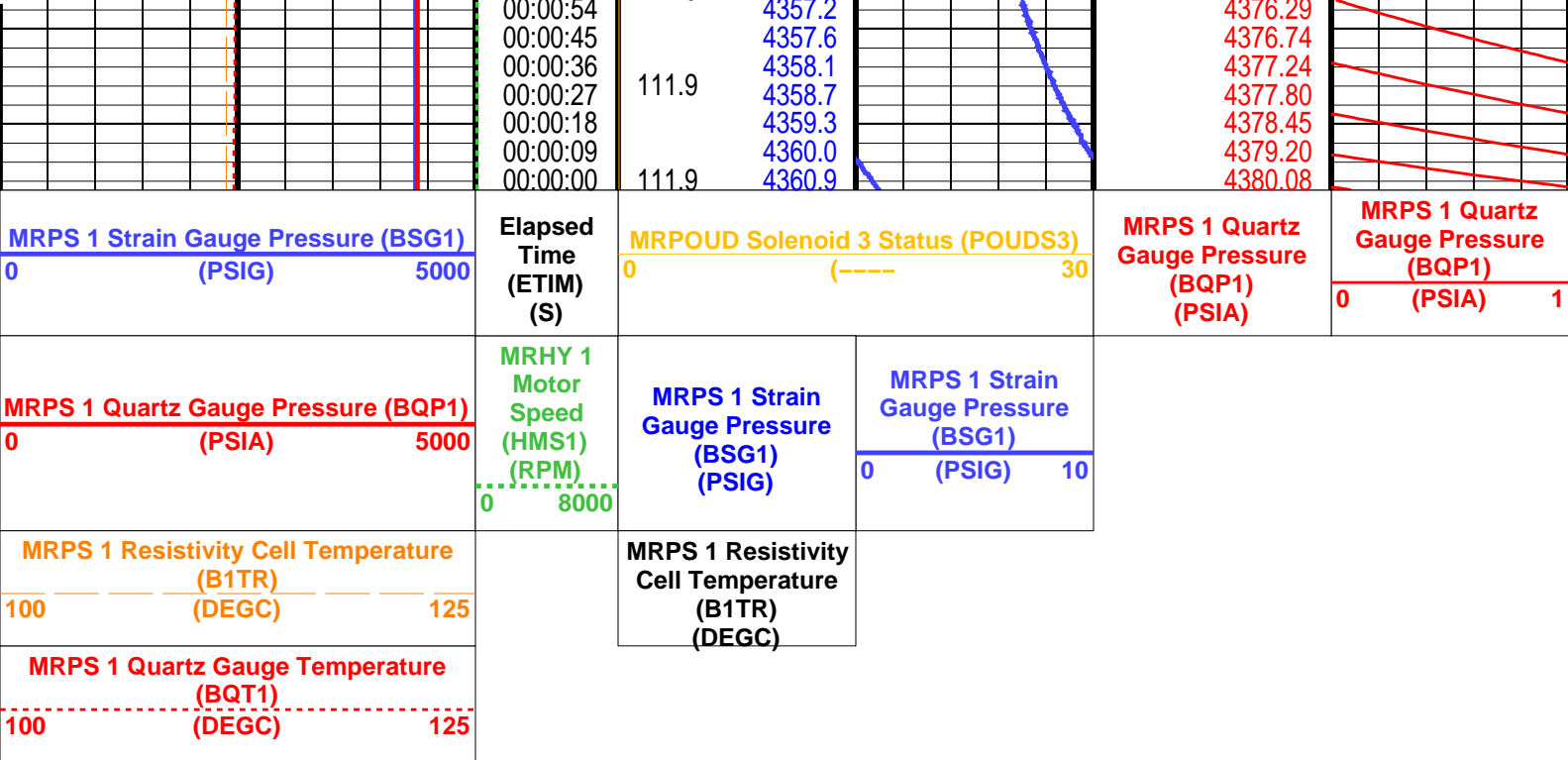
Pretest Volume: 9.9 cc - MRPS\_1- BQP1 Resolution: 0.010psi

Output DLIS Files

|         |                            |        |          |                   |
|---------|----------------------------|--------|----------|-------------------|
| DEFAULT | MDT_OFA_correlation_108LTP | FN:163 | PRODUCER | 08-Apr-2006 22:23 |
| MDT_TLC | MDT_OFA_correlation_108LTP | FN:164 | PRODUCER | 08-Apr-2006 22:24 |

| Elapsed Time (s) | Event Summary  |
|------------------|--|
| 405.9            | Retract Single Probe Module (MRPS) 1                       |
| 273.0            | Vert Pretest 9.9 cc @ 60 C3/M Single Probe Module (MRPS) 1 |
| 159.9            | Vert Pretest 9.9 cc @ 60 C3/M Single Probe Module (MRPS) 1 |
| 91.2             | Probe Set @ 3086.0 M Single Probe Module (MRPS) 1          |





### PIP SUMMARY

Time Mark Every 60 S

Format: MRPS\_1\_SGQG\_Station

Vertical Scale: 1" per 60S

Graphics File Created: 08-Apr-2006 22:23

## OP System Version: 14C0-302

MCM

|         |            |        |            |
|---------|------------|--------|------------|
| MRPS_1  | unofficial | MRHY_1 | unofficial |
| MRPO_UD | unofficial | LFA    | unofficial |
| MRMS_1  | unofficial | MRPC   | unofficial |
| SGT-L   | unofficial | TCC-B  | unofficial |
| ACTS-B1 | unofficial |        |            |

## Output DLIS Files


|         |                            |        |          |                   |
|---------|----------------------------|--------|----------|-------------------|
| DEFAULT | MDT_OFA_correlation_108LTP | FN:163 | PRODUCER | 08-Apr-2006 22:23 |
| MDT_TLC | MDT_OFA_correlation_108LTP | FN:164 | PRODUCER | 08-Apr-2006 22:24 |

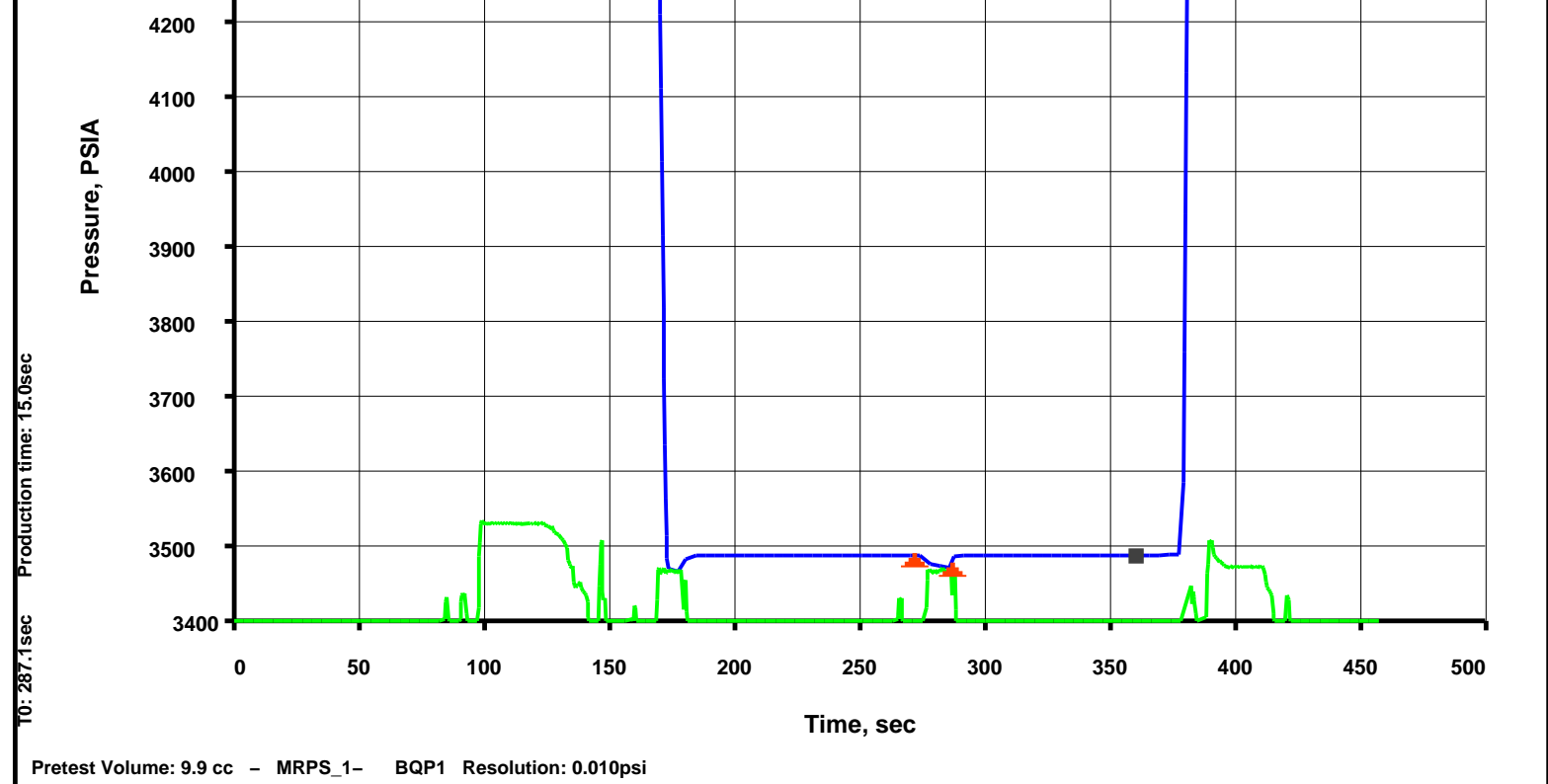
Schlumberger

Pretest @ 3088\_0 mMD

MAXIS Field Log

|            |                     |   |
|------------|---------------------|---|
| File 109   | Depth, M: 3088.02   | Volumetric Limited draw-down - Large-Diameter probe |
| 8-Apr-2005 | Woodside Energy Ltd | Mud Pressure before test, PSIA: 4380.92             |
|            | Thylacine           | Mud Pressure after test, PSIA: 4376.31              |
|            | Thylacine South-1   | Last build-up pressure, PSIA: 3487.13               |
|            |                     | Draw-down mobility, md/cp: 171.7                    |





### Output DLIS Files

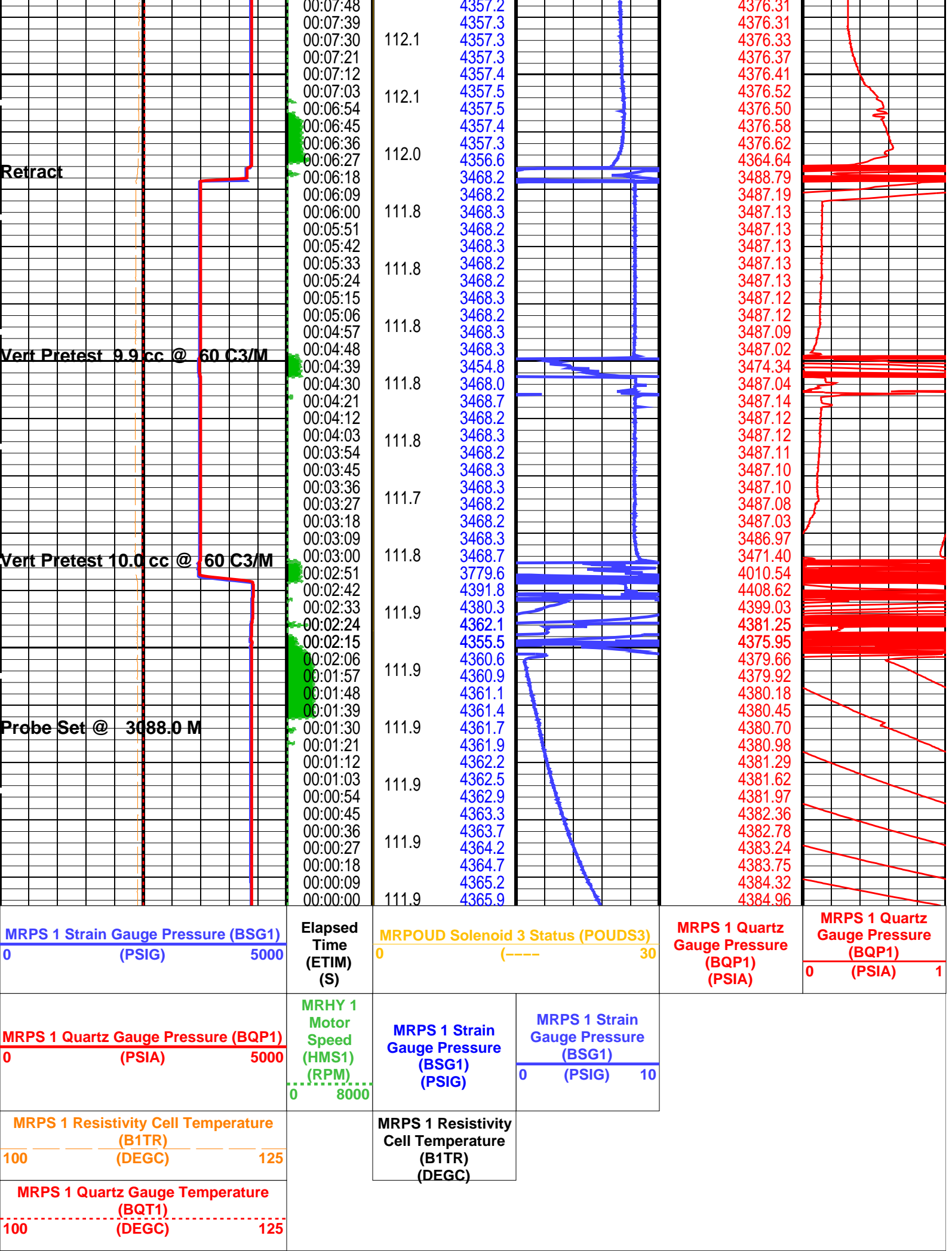
|         |                            |        |          |                   |
|---------|----------------------------|--------|----------|-------------------|
| DEFAULT | MDT_OFA_correlation_109LTP | FN:165 | PRODUCER | 08-Apr-2006 22:51 |
| MDT_TLC | MDT_OFA_correlation_109LTP | FN:166 | PRODUCER | 08-Apr-2006 22:52 |

| Elapsed Time (s) | Event Summary   |
|------------------|---|
| 384.6            | Retract Single Probe Module (MRPS) 1                        |
| 272.1            | Vert Pretest 9.9 cc @ 60 C3/M Single Probe Module (MRPS) 1  |
| 164.7            | Vert Pretest 10.0 cc @ 60 C3/M Single Probe Module (MRPS) 1 |
| 93.6             | Probe Set @ 3088.0 M Single Probe Module (MRPS) 1           |

### PIP SUMMARY

☒ Time Mark Every 60 S

|   |      |   |  |
|---|------|---|--|
| MRPS 1 Quartz Gauge Temperature (BQT1) (DEGC) |      | MRPS 1 Resistivity Cell Temperature (B1TR) (DEGC) |  |
| 100   | 125  |   |  |
| MRPS 1 Quartz Gauge Pressure (BQP1) (PSIA)    |      | MRPS 1 Strain Gauge Pressure (BSG1) (PSIG)        | MRPS 1 Strain Gauge Pressure (BSG1) (PSIG) |
| 0   | 5000 | 0   | 10   |
| MRPS 1 Strain Gauge Pressure (BSG1) (PSIG)    |      | Elapsed Time (ETIM) (S)                           | MRPOUD Solenoid 3 Status (POUDS3) (-----)  |
| 0   | 5000 |   | 30   |
|   |      | MRPS 1 Quartz Gauge Pressure (BQP1) (PSIA)        | MRPS 1 Quartz Gauge Pressure (BQP1) (PSIA) |
|   |      | 0   | 1  |



## OP System Version: 14C0-302

MCM

|         |            |        |            |
|---------|------------|--------|------------|
| MRPS_1  | unofficial | MRHY_1 | unofficial |
| MRPO_UD | unofficial | LFA    | unofficial |
| MRMS_1  | unofficial | MRPC   | unofficial |
| SGT-L   | unofficial | TCC-B  | unofficial |
| ACTS-B1 | unofficial |        |            |

## Output DLIS Files

|         |                            |        |          |                   |
|---------|----------------------------|--------|----------|-------------------|
| DEFAULT | MDT_OFA_correlation_109LTP | FN:165 | PRODUCER | 08-Apr-2006 22:51 |
| MDT_TLC | MDT_OFA_correlation_109LTP | FN:166 | PRODUCER | 08-Apr-2006 22:52 |



Pretest @ 3095\_2 mMD

MAXIS Field Log

File 110

8-Apr-2005

Depth, M: 3095.17

Woodside Energy Ltd

Thylacine

Thylacine South-1

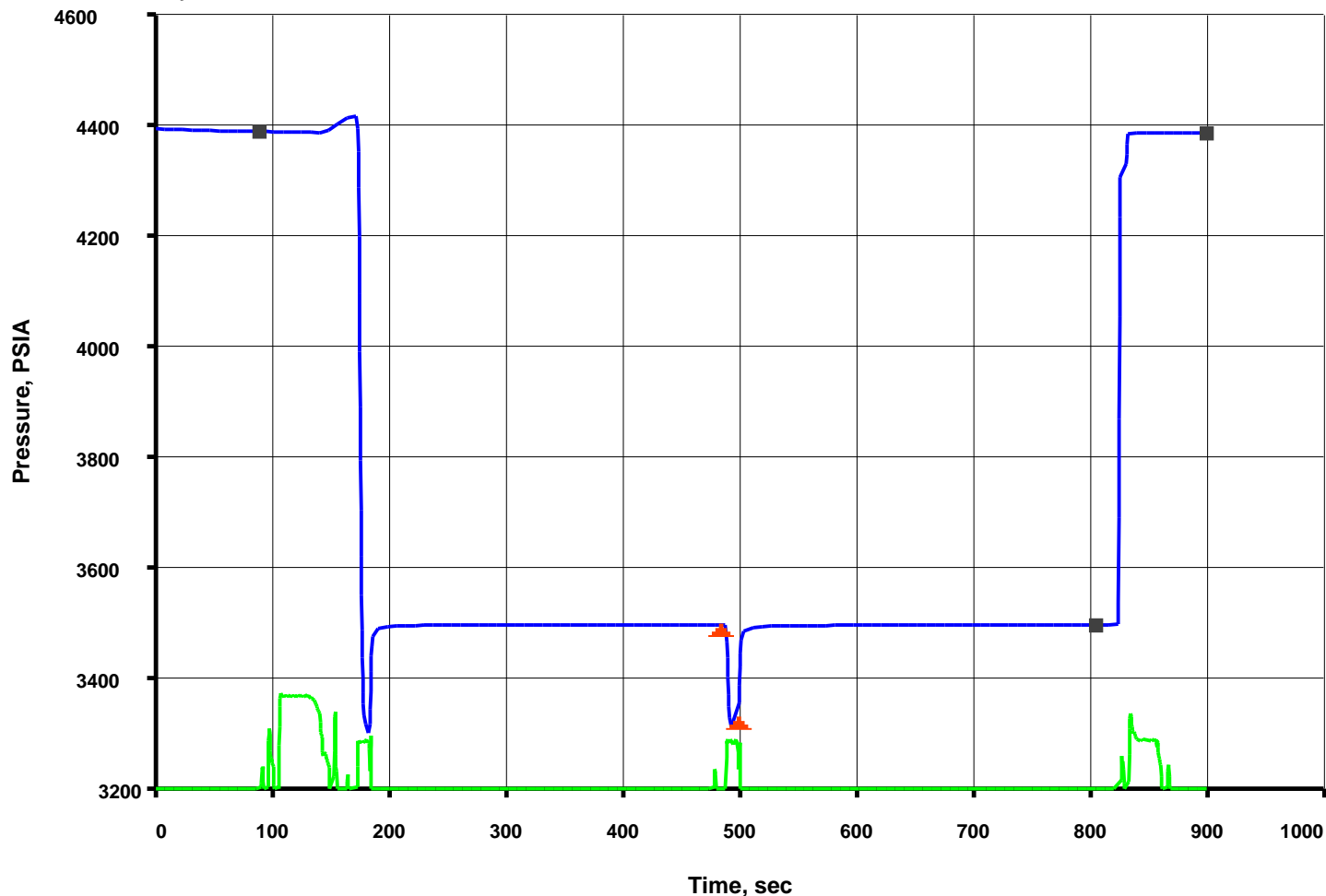
Volumetric Limited draw-down - Large-Diameter probe

Mud Pressure before test, PSIA: 4388.88

Mud Pressure after test, PSIA: 4385.71

Last build-up pressure, PSIA: 3496.52

Draw-down mobility, md/cp: 11.5



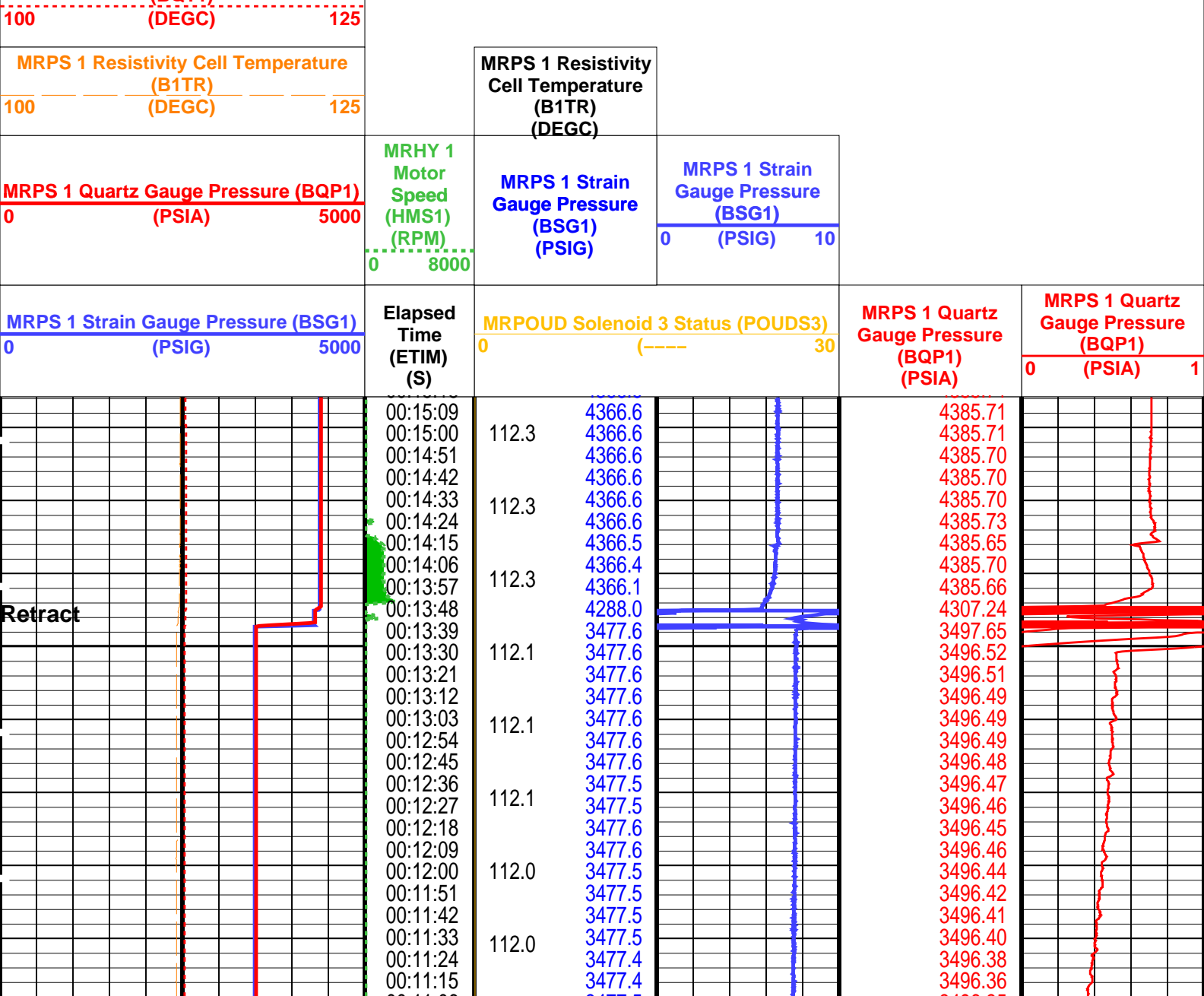
| Output DLIS Files |                            |        |          |                   |
|-------------------|----------------------------|--------|----------|-------------------|
| DEFAULT           | MDT_OFA_correlation_110LTP | FN:167 | PRODUCER | 08-Apr-2006 23:03 |
| MDT_TLC           | MDT_OFA_correlation_110LTP | FN:168 | PRODUCER | 08-Apr-2006 23:04 |

| Output DLIS Files |                            |        |          |                   |
|-------------------|----------------------------|--------|----------|-------------------|
| DEFAULT           | MDT_OFA_correlation_110LTP | FN:167 | PRODUCER | 08-Apr-2006 23:03 |
| MDT_TLC           | MDT_OFA_correlation_110LTP | FN:168 | PRODUCER | 08-Apr-2006 23:04 |

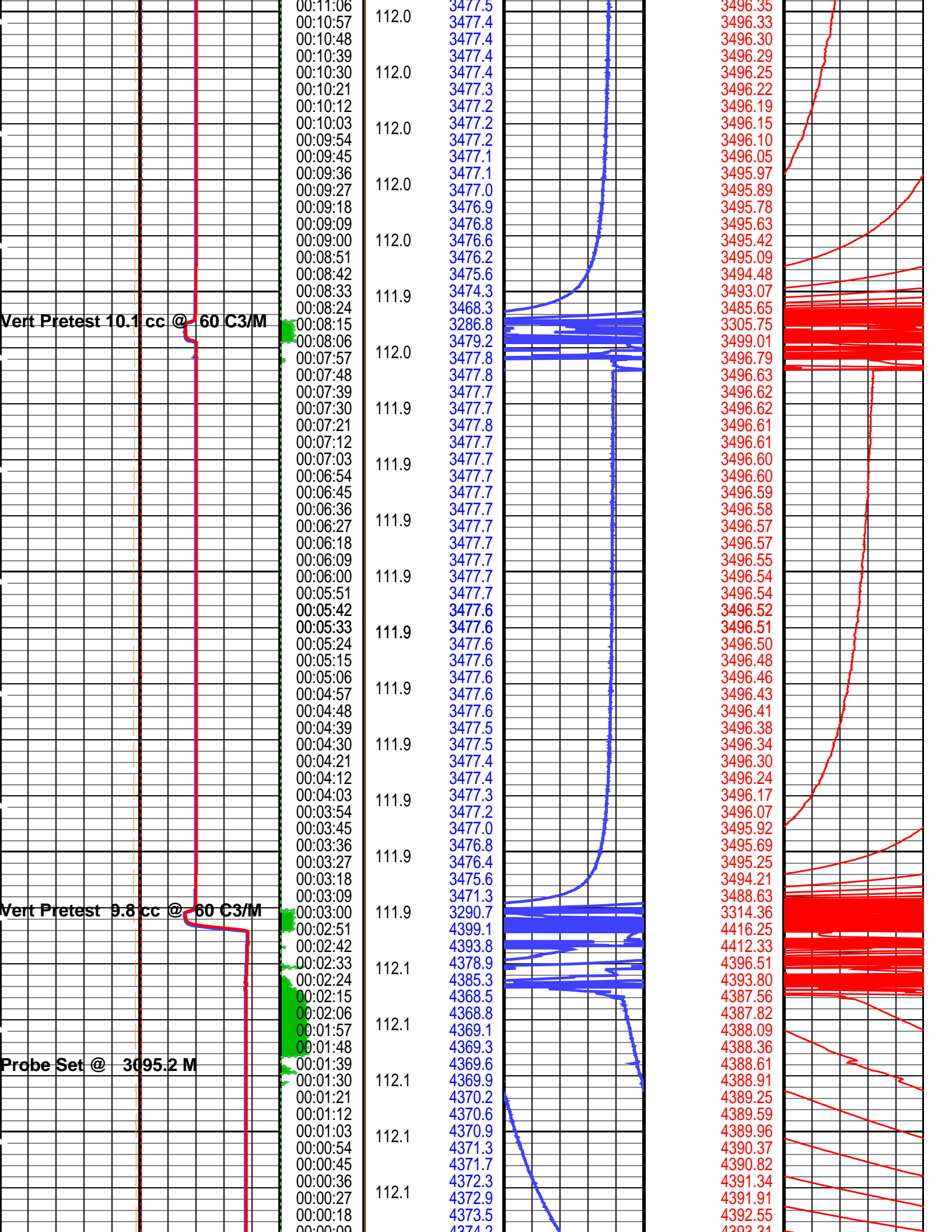
| Elapsed Time (s) | Event Summary   |
|------------------|---|
| 829.2            | Retract Single Probe Module (MRPS) 1                        |
| 484.2            | Vert Pretest 10.1 cc @ 60 C3/M Single Probe Module (MRPS) 1 |
| 168.9            | Vert Pretest 9.8 cc @ 60 C3/M Single Probe Module (MRPS) 1  |
| 102.0            | Probe Set @ 3095.2 M Single Probe Module (MRPS) 1           |

## PIP SUMMARY

|  |  |
|--|--|
| MRPS 1 Quartz Gauge Temperature (BQT1) |  |
|--|--|







|  |  |   |   |  |  |   |
|--|--|---|---|--|--|---|
| <div>MRPS 1 Strain Gauge Pressure (BSG1)</div> <div>0 (PSIG) 5000</div>                |  | <div>Elapsed Time (ETIM) (S)</div> <div>00:00:09<br/>00:00:00</div> | <div>MRPOUD Solenoid 3 Status (POUDS3)</div> <div>0 (----) 30</div> |  | <div>MRPS 1 Quartz Gauge Pressure (BQP1) (PSIA)</div> <div>4395.31<br/>4394.23</div> | <div>MRPS 1 Quartz Gauge Pressure (BQP1) (PSIA)</div> <div>0 (PSIA) 1</div> |
| <div>MRPS 1 Quartz Gauge Pressure (BQP1)</div> <div>0 (PSIA) 5000</div>                |  | <div>MRHY 1 Motor Speed (HMS1) (RPM)</div> <div>0 8000</div>        | <div>MRPS 1 Strain Gauge Pressure (BSG1) (PSIG)</div>               | <div>MRPS 1 Strain Gauge Pressure (BSG1) (PSIG)</div> <div>0 (PSIG) 10</div> |  |   |
| <div>MRPS 1 Resistivity Cell Temperature (B1TR) (DEGC)</div> <div>100 (DEGC) 125</div> |  | <div>MRPS 1 Resistivity Cell Temperature (B1TR) (DEGC)</div>        |   |  |  |   |
| <div>MRPS 1 Quartz Gauge Temperature (BQT1) (DEGC)</div> <div>100 (DEGC) 125</div>     |  |   |   |  |  |   |

#### PIP SUMMARY

Time Mark Every 60 S

Format: MRPS\_1\_SGQG\_Station

Vertical Scale: 1" per 60S

Graphics File Created: 08-Apr-2006 23:03

### OP System Version: 14C0-302

MCM

|         |            |        |            |
|---------|------------|--------|------------|
| MRPS_1  | unofficial | MRHY_1 | unofficial |
| MRPO_UD | unofficial | LFA    | unofficial |
| MRMS_1  | unofficial | MRPC   | unofficial |
| SGT-L   | unofficial | TCC-B  | unofficial |
| ACTS-B1 | unofficial |        |            |

### Output DLIS Files

|         |                            |        |          |                   |
|---------|----------------------------|--------|----------|-------------------|
| DEFAULT | MDT_OFA_correlation_110LTP | FN:167 | PRODUCER | 08-Apr-2006 23:03 |
| MDT_TLC | MDT_OFA_correlation_110LTP | FN:168 | PRODUCER | 08-Apr-2006 23:04 |

**Schlumberger**

**Pretest @ 3102\_0 mMD**

MAXIS Field Log

File 111

8-Apr-2005

Depth, M: 3101.98

Woodside Energy Ltd

Thylacine

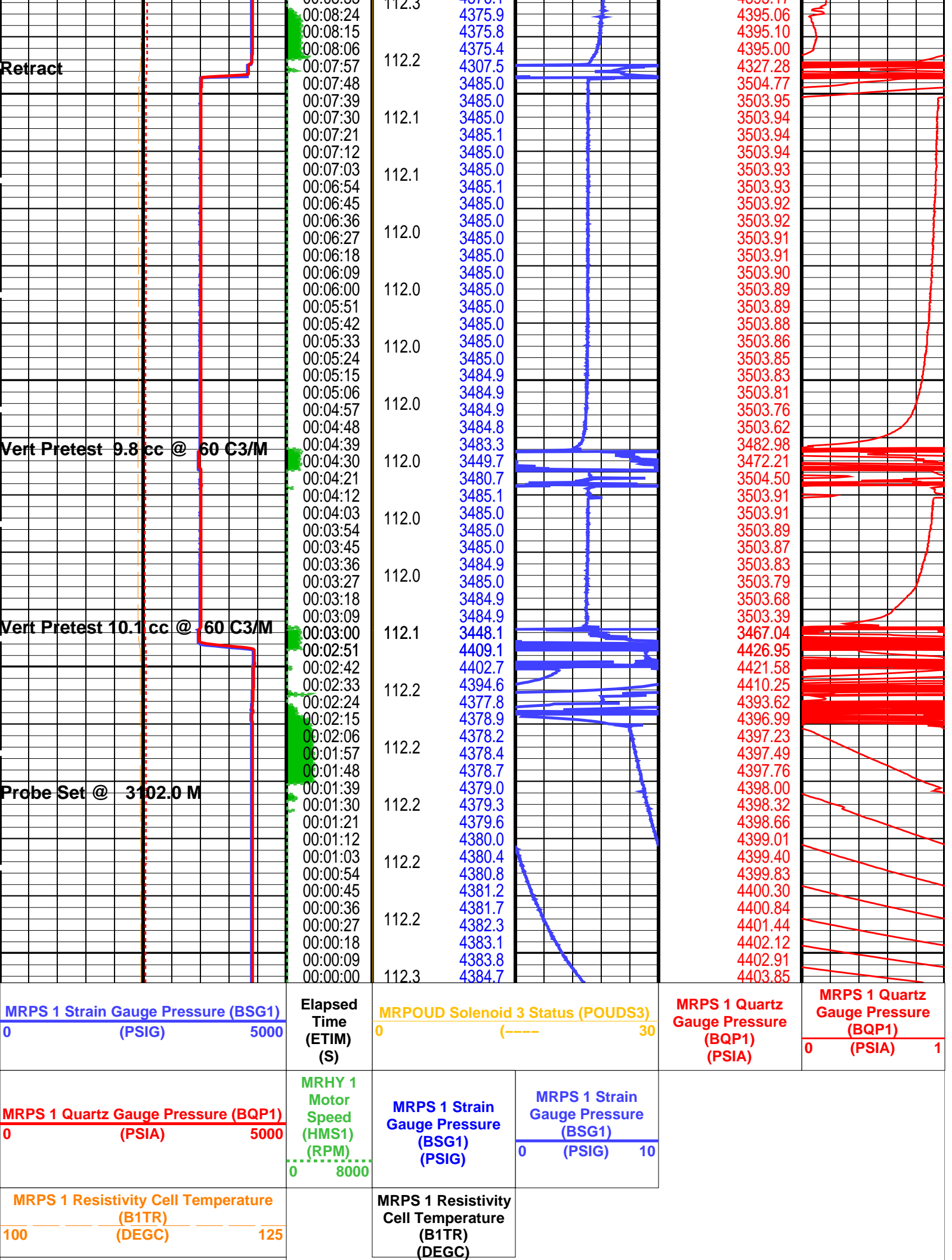
Thylacine South-1

Volumetric Limited draw-down - Large-Diameter probe

Mud Pressure before test, PSIA: 4398.35  
Mud Pressure after test, PSIA: 4395.13  
Last build-up pressure, PSIA: 3503.94  
Draw-down mobility, md/cp: 64.3







PIP SUMMARY

Time Mark Every 60 S

Format: MRPS\_1\_SGQG\_Station

Vertical Scale: 1" per 60S

Graphics File Created: 08-Apr-2006 23:22

OP System Version: 14C0-302

MCM

MRPS\_1 unofficial  
MRPO\_UD unofficial  
MRMS\_1 unofficial  
SGT-L unofficial  
ACTS-B1 unofficial

MRHY\_1 unofficial  
LFA unofficial  
MRPC unofficial  
TCC-B unofficial

Output DLIS Files

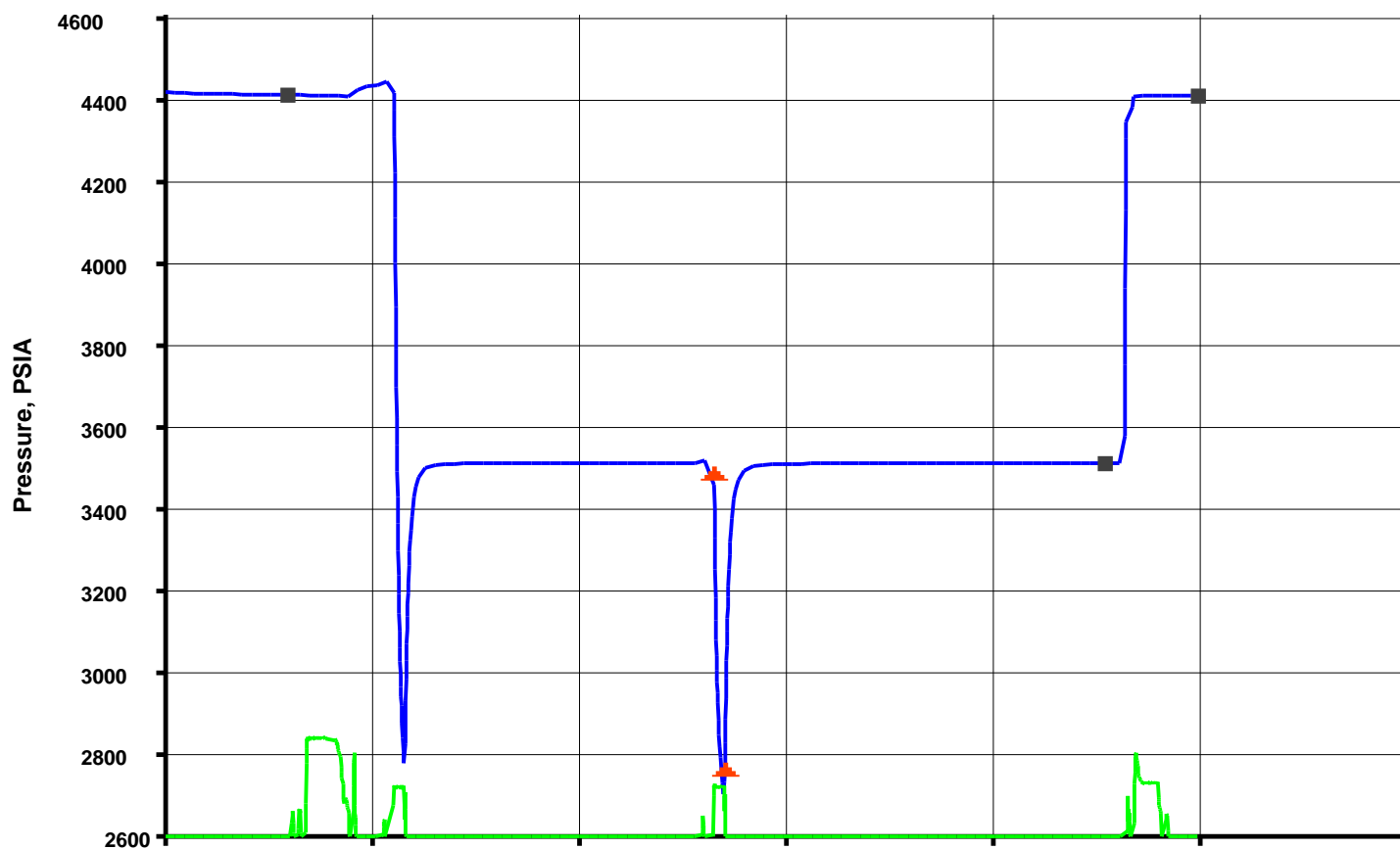
|         |                            |        |          |                   |
|---------|----------------------------|--------|----------|-------------------|
| DEFAULT | MDT_OFA_correlation_111LTP | FN:169 | PRODUCER | 08-Apr-2006 23:22 |
| MDT_TLC | MDT_OFA_correlation_111LTP | FN:170 | PRODUCER | 08-Apr-2006 23:23 |

Schlumberger

Pretest @ 3105\_5 mMD

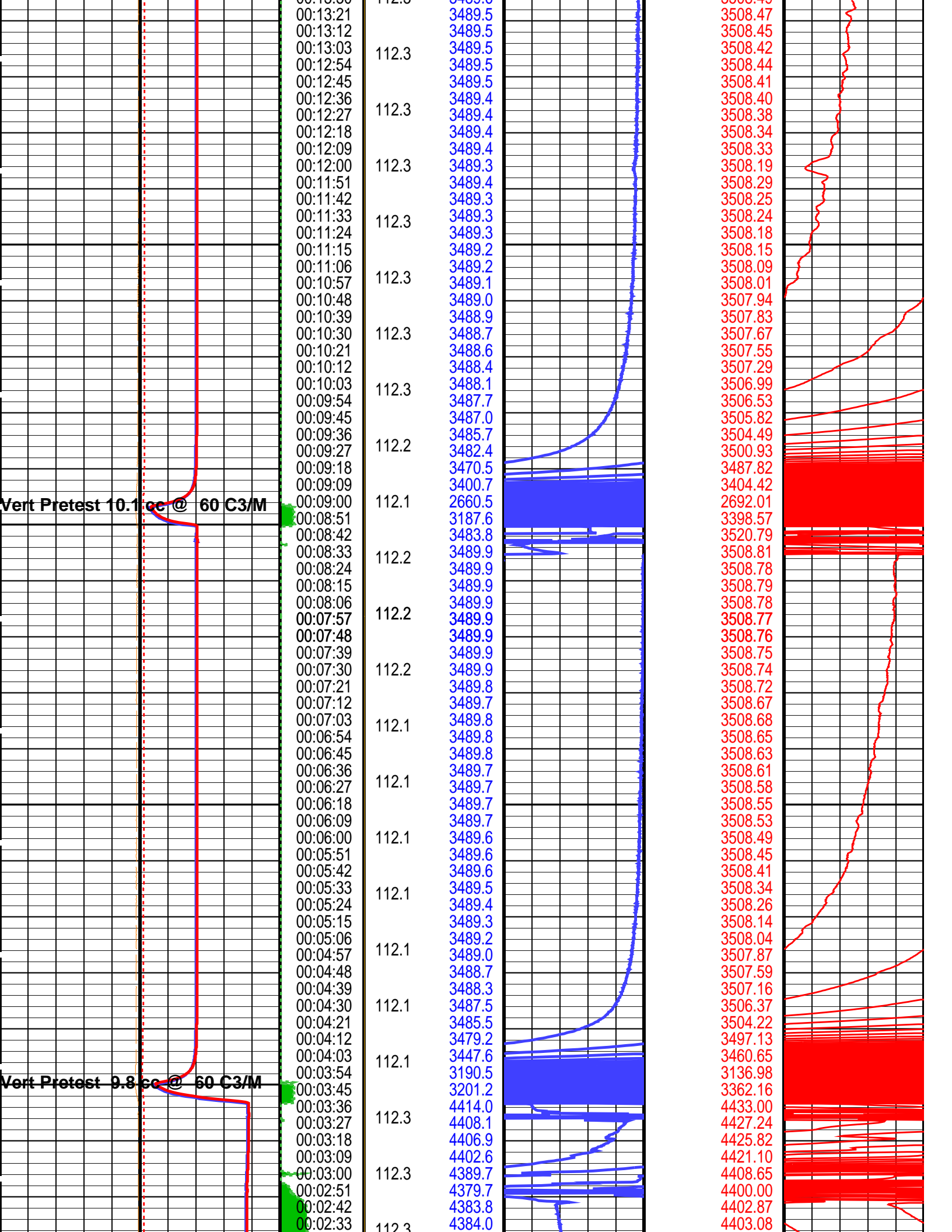
MAXIS Field Log

|            |                     |   |
|------------|---------------------|---|
| File 112   | Depth, M: 3105.53   | Volumetric Limited draw-down - Large-Diameter probe |
| 8-Apr-2005 | Woodside Energy Ltd | Mud Pressure before test, PSIA: 4403.84             |
|            | Thylacine           | Mud Pressure after test, PSIA: 4401.56              |
|            | Thylacine South-1   | Last build-up pressure, PSIA: 3508.54               |
|            |                     | Draw-down mobility, md/cp: 2.5                      |

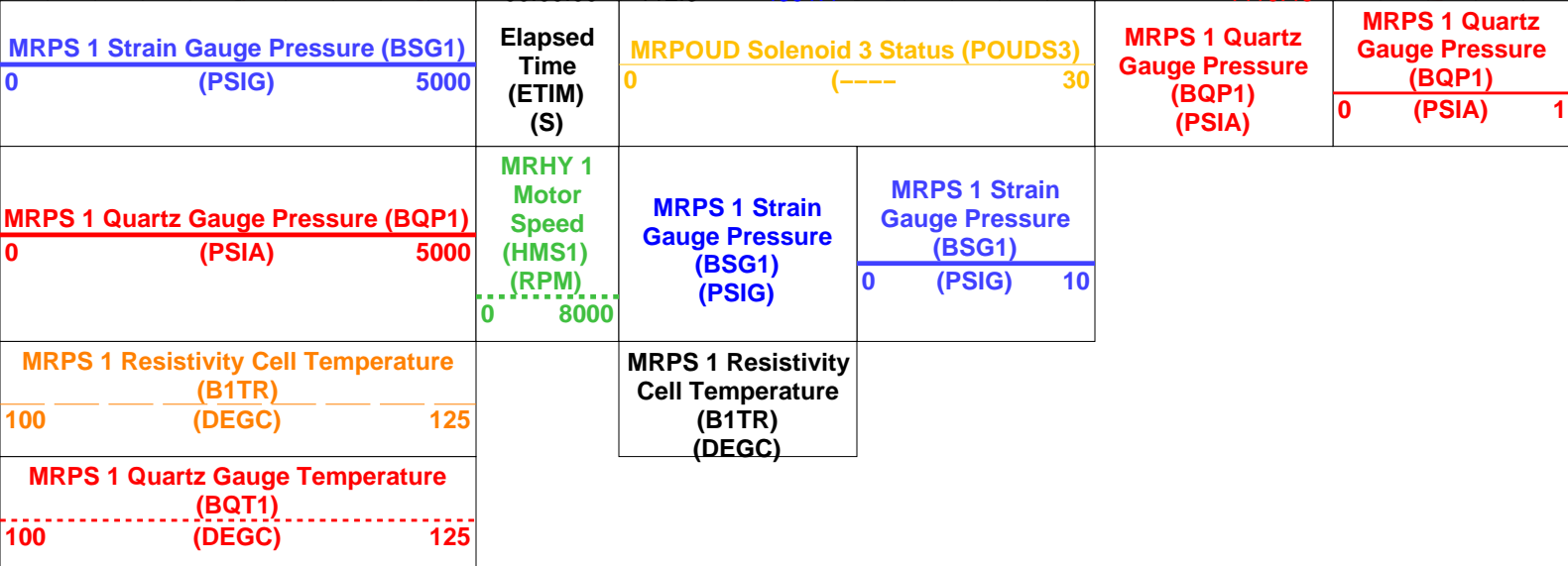


## Output DLIS Files

## Event Summary







## PIP SUMMARY

**Time Mark Every 60 S**

**Format: MRPS\_1\_SGQG\_Station**

**Vertical Scale: 1" per 60S**

Graphics File Created: 08-Apr-2006 23:36

**OP System Version: 14C0-302**

## MCM

|         |            |
|---------|------------|
| MRPS_1  | unofficial |
| MRPO_UD | unofficial |
| MRMS_1  | unofficial |
| SGT-L   | unofficial |
| ACTS-B1 | unofficial |

|        |            |
|--------|------------|
| MRHY_1 | unofficial |
| LFA    | unofficial |
| MRPC   | unofficial |
| TCC-B  | unofficial |

## Output DLIS Files

|         |                            |        |          |                   |
|---------|----------------------------|--------|----------|-------------------|
| DEFAULT | MDT_OFA_correlation_112LTP | FN:171 | PRODUCER | 08-Apr-2006 23:36 |
| MDT_TLC | MDT_OFA_correlation_112LTP | FN:172 | PRODUCER | 08-Apr-2006 23:36 |

# Schlumberger

## Pretest @ 3112 9 mMD

MAXIS Field Log



Thylacine

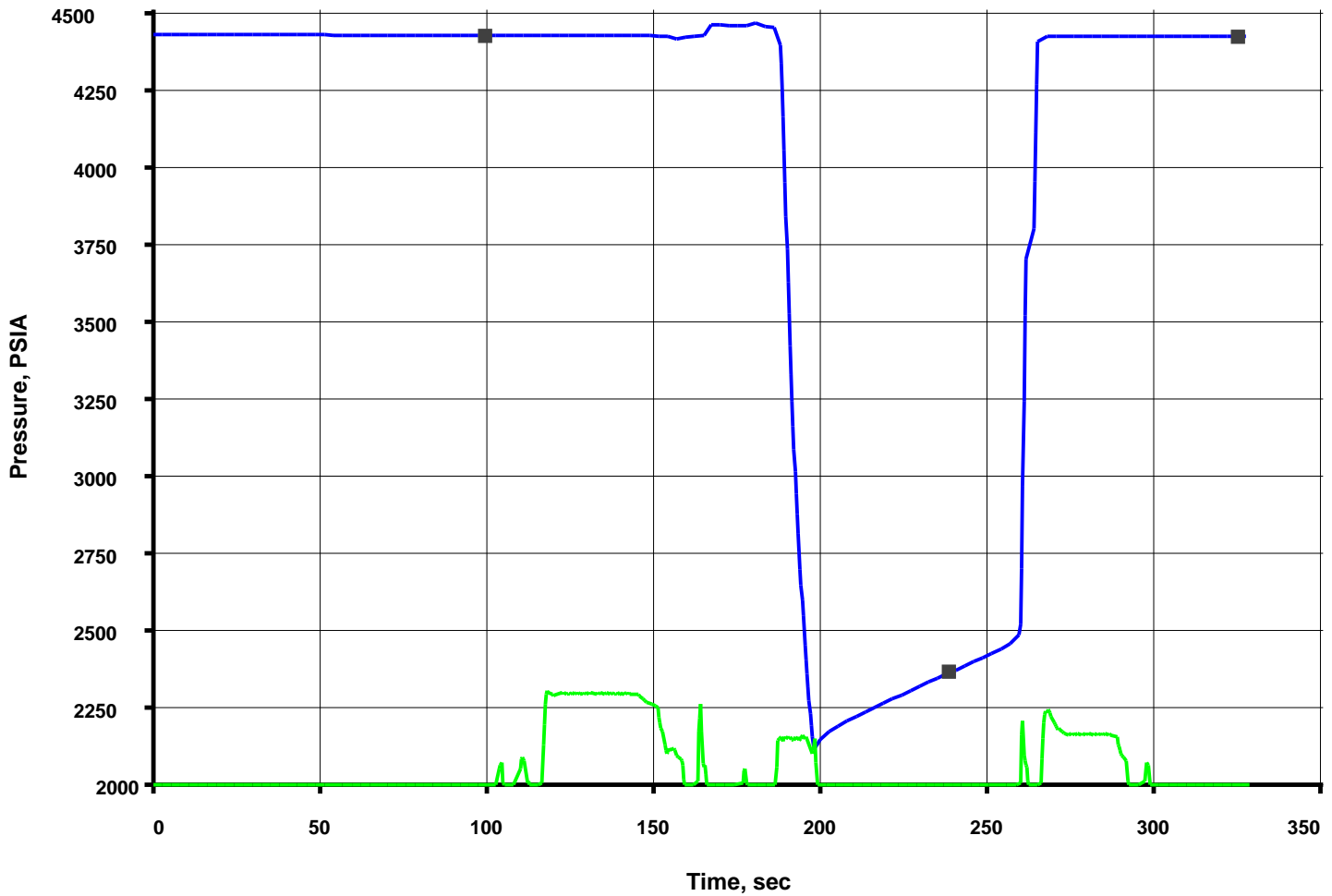
Mad Pressure after test, PSIA:

4412.94

Last build-up pressure, PSIA:

2366.24

Thylacine South-1



Pretest Volume: 10.0cc - MRPS\_1- BQP1 Resolution: 0.010psi

## Output DLIS Files

|         |                            |        |          |                   |          |       |
|---------|----------------------------|--------|----------|-------------------|----------|-------|
| DEFAULT | MDT_OFA_correlation_113LTP | FN:173 | PRODUCER | 09-Apr-2006 00:01 | 3112.9 M | 0.9 M |
| MDT_TLC | MDT_OFA_correlation_113LTP | FN:174 | PRODUCER | 09-Apr-2006 00:01 | 3112.9 M | 0.9 M |

| Elapsed Time (s) | Event Summary   |
|------------------|---|
| 261.9            | Retract Single Probe Module (MRPS) 1                        |
| 182.1            | Vert Pretest 10.0 cc @ 60 C3/M Single Probe Module (MRPS) 1 |
| 112.5            | Probe Set @ 3112.9 M Single Probe Module (MRPS) 1           |

## PIP SUMMARY

Time Mark Every 60 S

MRPS 1 Quartz Gauge Temperature (BQT1)  
100 (DEGC) 125

MRPS 1 Resistivity Cell Temperature (B1TR)  
100 (DEGC) 125

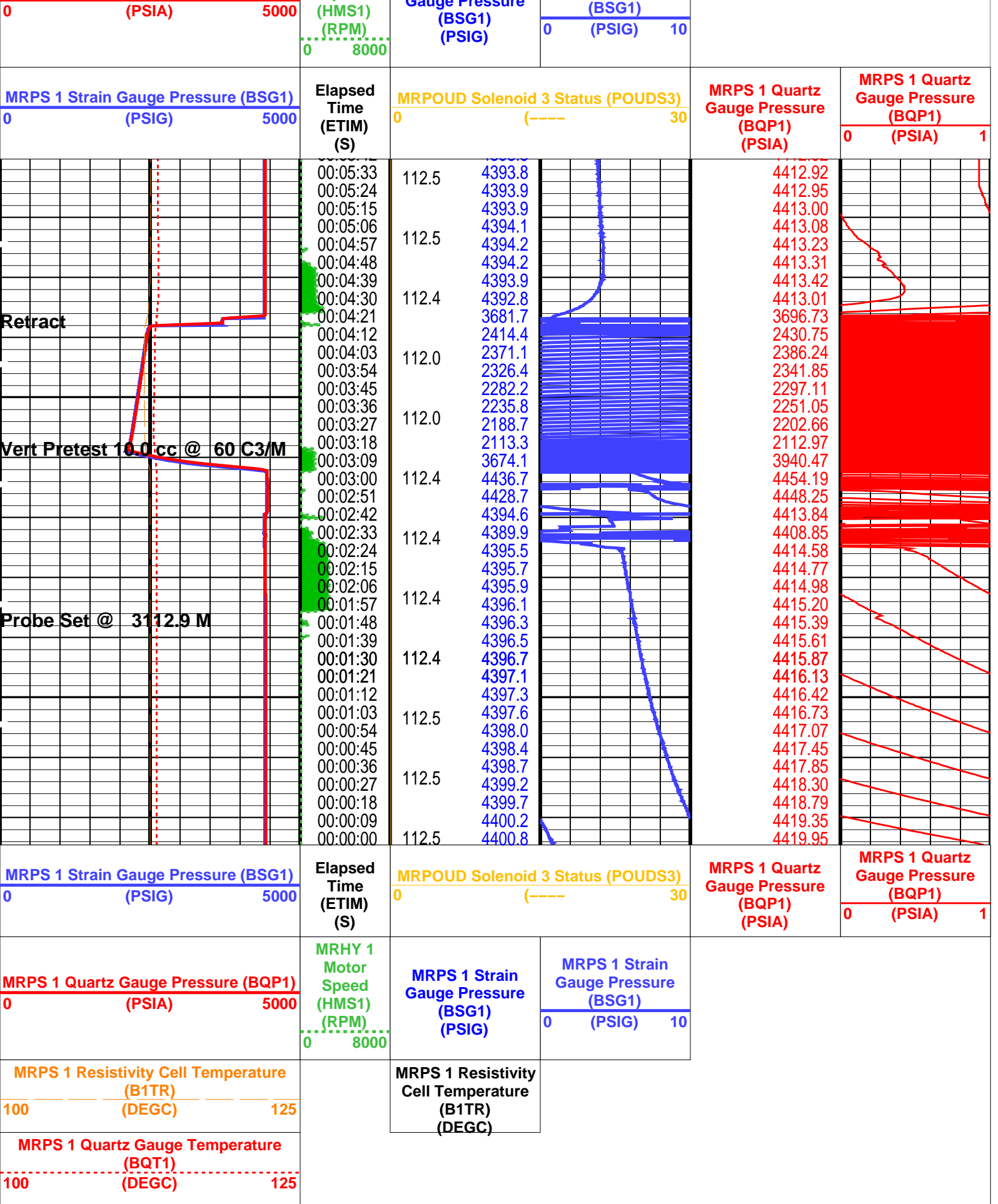
MRPS 1 Resistivity Cell Temperature (B1TR)  
(DEGC)

MRPS 1 Quartz Gauge Pressure (BQP1)

MRHY 1 Motor Speed

MRPS 1 Strain Gauge Pressure

MRPS 1 Strain Gauge Pressure



PIP SUMMARY

Time Mark Every 60 S

Format: MRPS\_1\_SGQG\_Station Vertical Scale: 1" per 60S

Graphics File Created: 09-Apr-2006 00:01

MRPS\_1      unofficial  
MRPO\_UD      unofficial  
MRMS\_1      unofficial  
SGT-L      unofficial  
ACTS-B1      unofficial

MRHY\_1      unofficial  
LFA      unofficial  
MRPC      unofficial  
TCC-B      unofficial

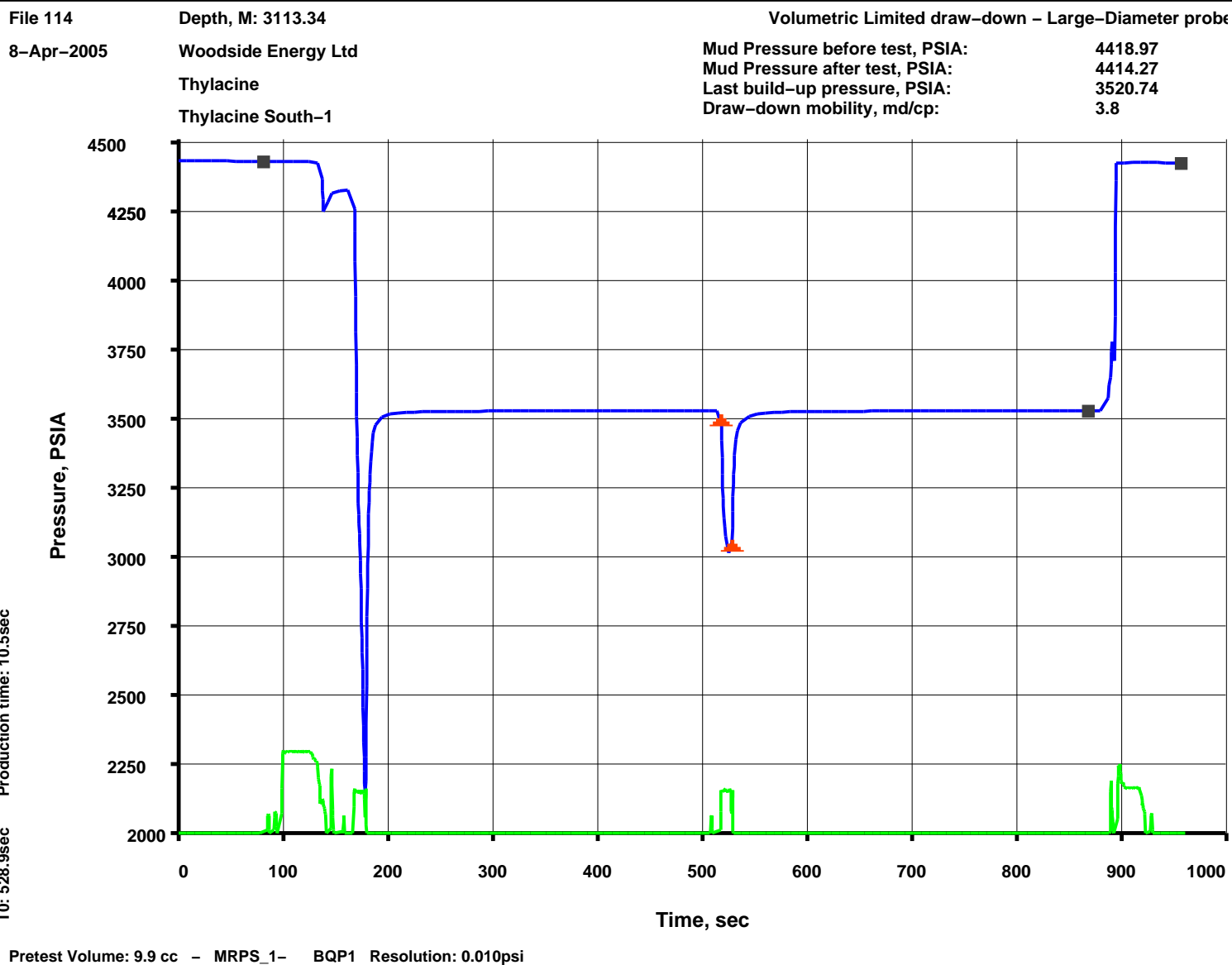
## Output DLIS Files

|         |                            |        |          |                   |
|---------|----------------------------|--------|----------|-------------------|
| DEFAULT | MDT_OFA_correlation_113LTP | FN:173 | PRODUCER | 09-Apr-2006 00:01 |
| MDT_TLC | MDT_OFA_correlation_113LTP | FN:174 | PRODUCER | 09-Apr-2006 00:01 |

**Schlumberger**

## Pretest @ 3113\_3 mMD

### MAXIS Field Log



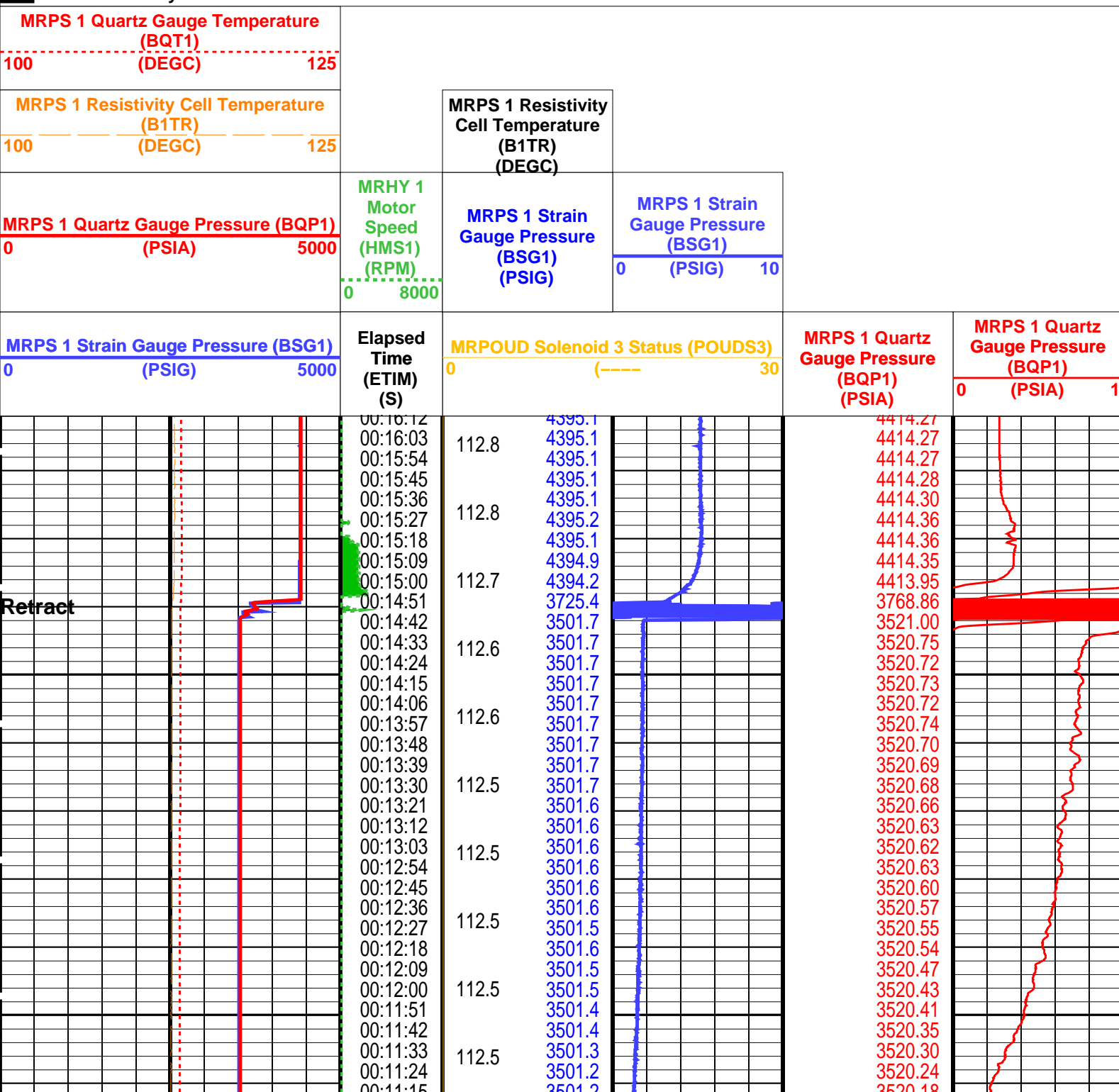
## Output DLIS Files

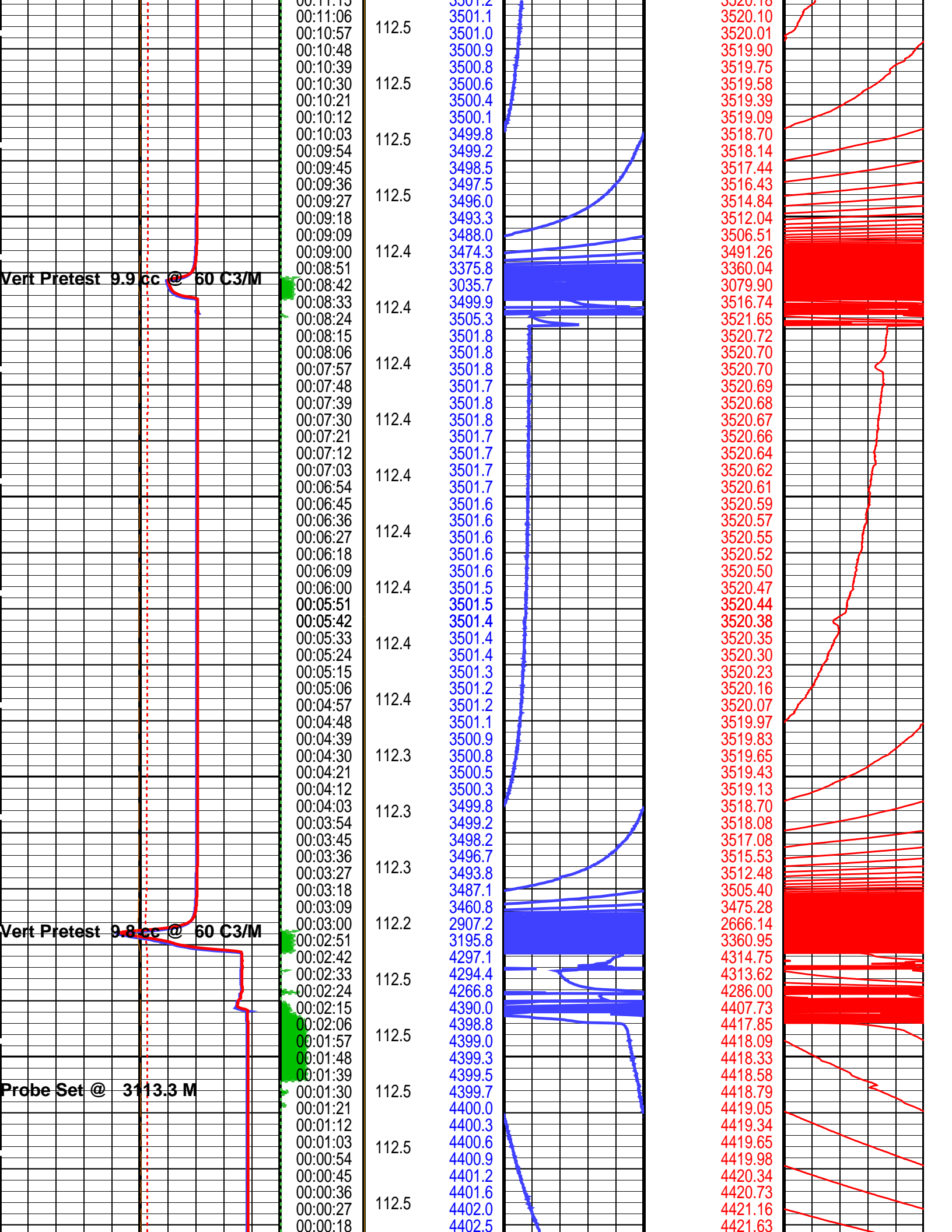
|         |                            |        |          |                   |          |       |
|---------|----------------------------|--------|----------|-------------------|----------|-------|
| DEFAULT | MDT_OFA_correlation_114LTP | FN:175 | PRODUCER | 09-Apr-2006 00:11 | 3113.3 M | 2.5 M |
|---------|----------------------------|--------|----------|-------------------|----------|-------|

| Elapsed Time (s) | Event Summary  |
|------------------|--|
| 892.2            | Retract Single Probe Module (MRPS) 1                       |
| 513.3            | Vert Pretest 9.9 cc @ 60 C3/M Single Probe Module (MRPS) 1 |
| 163.2            | Vert Pretest 9.8 cc @ 60 C3/M Single Probe Module (MRPS) 1 |
| 94.5             | Probe Set @ 3113.3 M Single Probe Module (MRPS) 1          |

## PIP SUMMARY

**Time Mark Every 60 S**





|   |  |   |  |
|---|--|---|--|
| <div> <div>00:00:09</div> <div>00:00:00</div> </div> <div>112.5</div> <div>4403.0</div> <div>4403.6</div> |  | <div>4422.15</div> <div>4422.73</div>                                   |  |
| <div>MRPS 1 Strain Gauge Pressure (BSG1)</div> <div>0 (PSIG) 5000</div>                                   |  | <div>MRPOUD Solenoid 3 Status (POUDS3)</div> <div>0 (----) 30</div>     |  |
| <div>MRPS 1 Quartz Gauge Pressure (BQP1)</div> <div>0 (PSIA) 5000</div>                                   |  | <div>MRPS 1 Quartz Gauge Pressure (BQP1)</div> <div>0 (PSIA) 1</div>    |  |
| <div>MRPS 1 Quartz Gauge Pressure (BQP1)</div> <div>0 (PSIA) 5000</div>                                   |  | <div>MRPS 1 Strain Gauge Pressure (BSG1)</div> <div>0 (PSIG) 10</div>   |  |
| <div>MRPS 1 Resistivity Cell Temperature (B1TR)</div> <div>100 (DEGC) 125</div>                           |  | <div>MRPS 1 Resistivity Cell Temperature (B1TR)</div> <div>(DEGC)</div> |  |
| <div>MRPS 1 Quartz Gauge Temperature (BQT1)</div> <div>100 (DEGC) 125</div>                               |  |   |  |

|                                 |  |
|---------------------------------|--|
| <div>Time Mark Every 60 S</div> |  |
|---------------------------------|--|

|                             |                            |  |
|-----------------------------|----------------------------|--|
| Format: MRPS_1_SGQG_Station | Vertical Scale: 1" per 60S | Graphics File Created: 09-Apr-2006 00:11 |
|-----------------------------|----------------------------|--|

|   |            |        |            |
|---|------------|--------|------------|
| <div>OP System Version: 14C0-302</div> <div>MCM</div> |            |        |            |
| MRPS_1  | unofficial | MRHY_1 | unofficial |
| MRPO_UD   | unofficial | LFA    | unofficial |
| MRMS_1  | unofficial | MRPC   | unofficial |
| SGT-L   | unofficial | TCC-B  | unofficial |
| ACTS-B1   | unofficial |        |            |

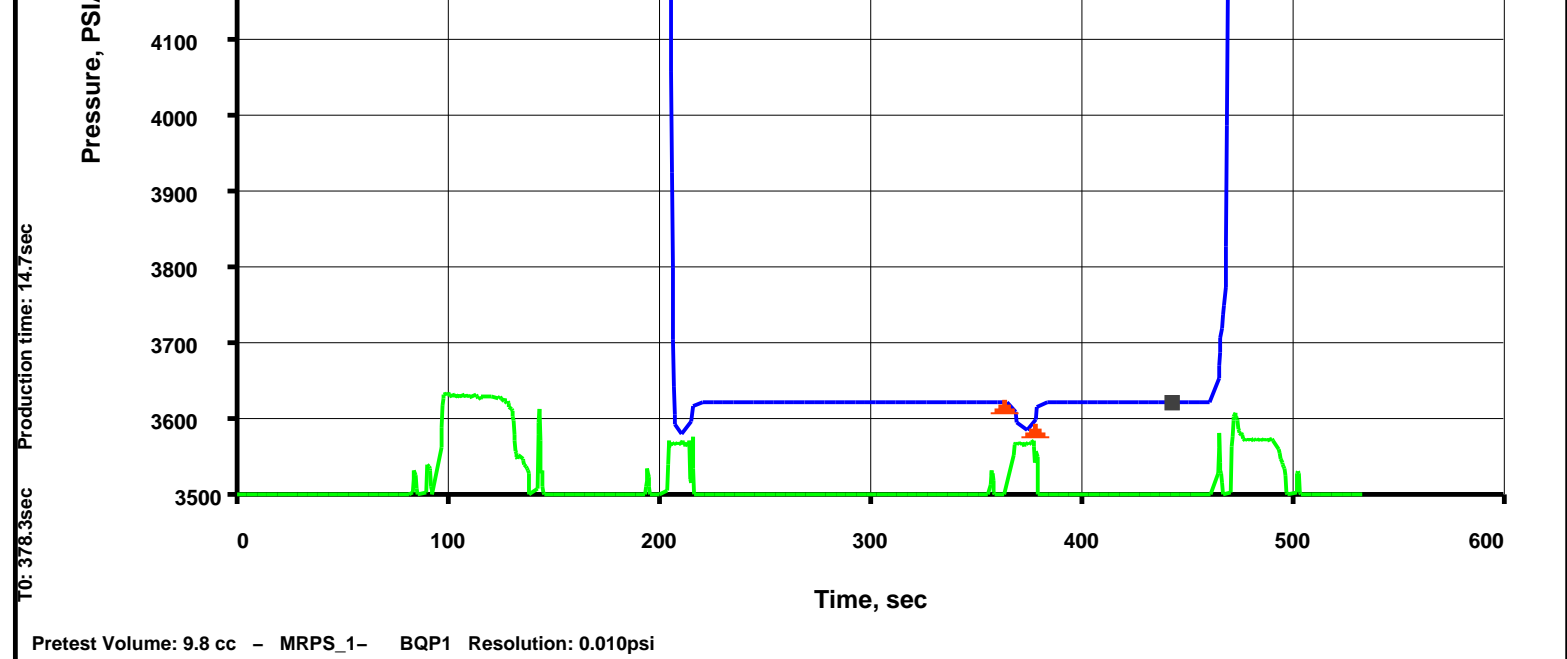
|                              |                            |        |                            |
|------------------------------|----------------------------|--------|----------------------------|
| <div>Output DLIS Files</div> |                            |        |                            |
| DEFAULT                      | MDT_OFA_correlation_114LTP | FN:175 | PRODUCER 09-Apr-2006 00:11 |
| MDT_TLC                      | MDT_OFA_correlation_114LTP | FN:176 | PRODUCER 09-Apr-2006 00:12 |



Pretest @ 3199\_5 mMD

|                            |  |
|----------------------------|--|
| <div>MAXIS Field Log</div> |  |
|----------------------------|--|

|   |                     |   |         |
|---|---------------------|---|---------|
| File 115  | Depth, M: 3199.45   | Volumetric Limited draw-down – Large-Diameter probe |         |
| 8-Apr-2005  | Woodside Energy Ltd | Mud Pressure before test, PSIA:                     | 4541.41 |
|   | Thylacine           | Mud Pressure after test, PSIA:                      | 4542.27 |
|   | Thylacine South-1   | Last build-up pressure, PSIA:                       | 3621.06 |
|   |                     | Draw-down mobility, md/cp:                          | 68.6    |
| <div> <div>4600</div> <div>4500</div> <div>4400</div> <div>4300</div> <div>4200</div> </div> <div> </div> |                     |   |         |



## Output DLIS Files

DEFAULT MDT\_OFA\_correlation\_115LTP FN:177 PRODUCER 09-Apr-2006 00:59  
MDT\_TLC MDT\_OFA\_correlation\_115LTP FN:178 PRODUCER 09-Apr-2006 00:59

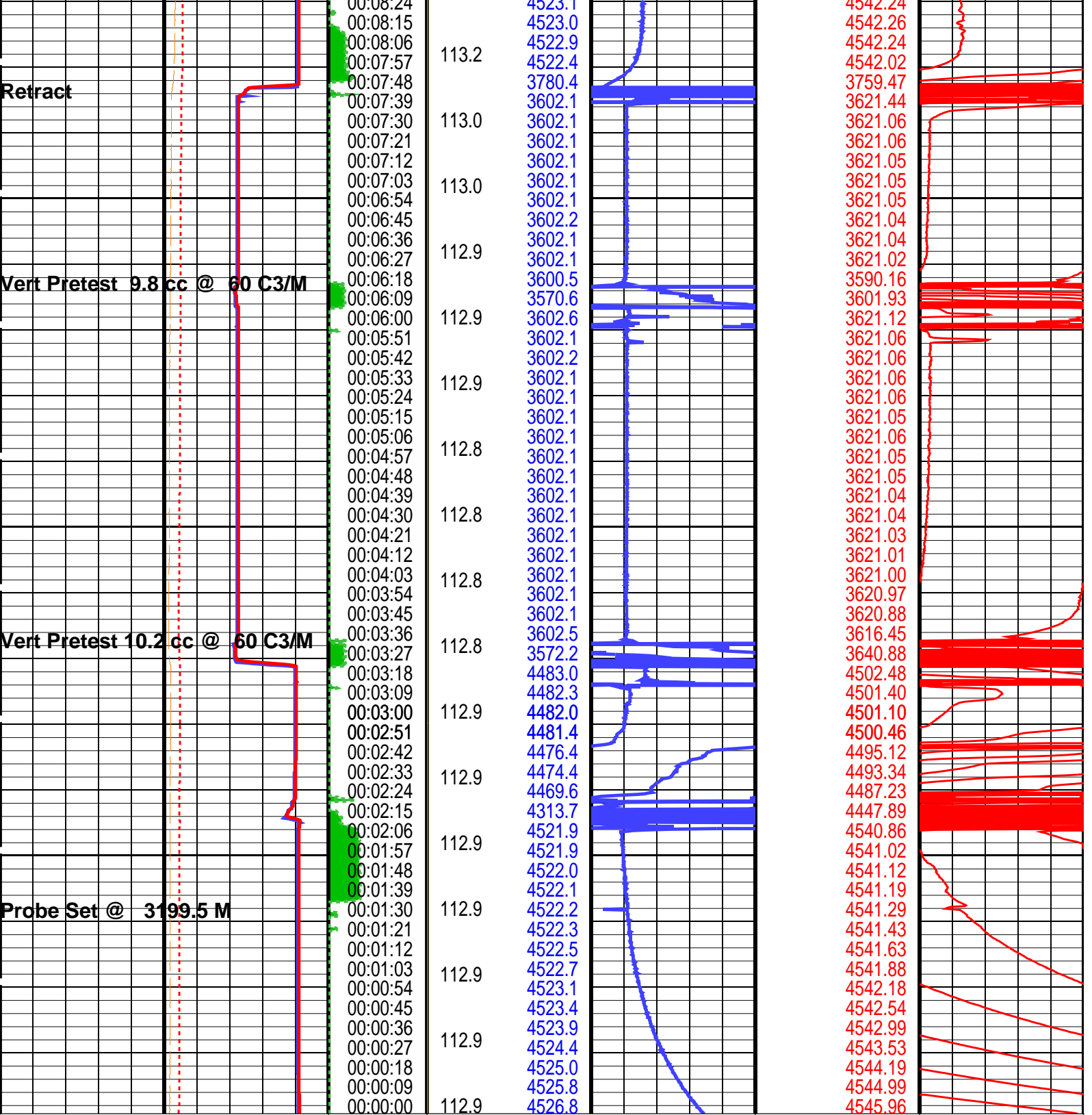
| Elapsed Time (s) | Event Summary   |
|------------------|---|
| 467.1            | Retract Single Probe Module (MRPS) 1                        |
| 363.6            | Vert Pretest 9.8 cc @ 60 C3/M Single Probe Module (MRPS) 1  |
| 199.8            | Vert Pretest 10.2 cc @ 60 C3/M Single Probe Module (MRPS) 1 |
| 93.0             | Probe Set @ 3199.5 M Single Probe Module (MRPS) 1           |

## PIP SUMMARY

Time Mark Every 60 S

|   |       |        |
|---|-------|--------|
| MRPS 1 Quartz Gauge Temperature (BQT1) (DEGC)     | 100   | 125    |
| MRPS 1 Resistivity Cell Temperature (B1TR) (DEGC) | 100   | 125    |
| MRPS 1 Quartz Gauge Pressure (BQP1) (PSIA)        | 0     | 5000   |
| MRHY 1 Motor Speed (HMS1) (RPM)                   | 0     | 8000   |
| MRPS 1 Strain Gauge Pressure (BSG1) (PSIG)        |       |        |
| MRPS 1 Strain Gauge Pressure (BSG1) (PSIG)        | 0     | 10     |
| MRPS 1 Strain Gauge Pressure (BSG1) (PSIG)        | 0     | 5000   |
| Elapsed Time (ETIM) (S)                           |       |        |
| MRPOUD Solenoid 3 Status (POUDS3) (----)          | 0     | 30     |
| MRPS 1 Quartz Gauge Pressure (BQP1) (PSIA)        |       |        |
| MRPS 1 Quartz Gauge Pressure (BQP1) (PSIA)        | 0     | 1      |
| 00:09:00  | 113.3 | 4523.1 |
| 00:08:51  |       | 4523.1 |
| 00:08:42  |       | 4523.1 |
| 00:08:33  | 113.3 | 4523.1 |
| 00:08:24  |       | 4523.1 |
| 00:08:15  |       | 4523.1 |
| 00:08:06  |       | 4523.1 |
| 00:07:57  |       | 4523.1 |
| 00:07:48  |       | 4523.1 |
| 00:07:39  |       | 4523.1 |
| 00:07:30  |       | 4523.1 |
| 00:07:21  |       | 4523.1 |
| 00:07:12  |       | 4523.1 |
| 00:07:03  |       | 4523.1 |
| 00:06:54  |       | 4523.1 |
| 00:06:45  |       | 4523.1 |
| 00:06:36  |       | 4523.1 |
| 00:06:27  |       | 4523.1 |
| 00:06:18  |       | 4523.1 |
| 00:06:09  |       | 4523.1 |
| 00:06:00  |       | 4523.1 |
| 00:05:51  |       | 4523.1 |
| 00:05:42  |       | 4523.1 |
| 00:05:33  |       | 4523.1 |
| 00:05:24  |       | 4523.1 |
| 00:05:15  |       | 4523.1 |
| 00:05:06  |       | 4523.1 |
| 00:04:57  |       | 4523.1 |
| 00:04:48  |       | 4523.1 |
| 00:04:39  |       | 4523.1 |
| 00:04:30  |       | 4523.1 |
| 00:04:21  |       | 4523.1 |
| 00:04:12  |       | 4523.1 |
| 00:04:03  |       | 4523.1 |
| 00:03:54  |       | 4523.1 |
| 00:03:45  |       | 4523.1 |
| 00:03:36  |       | 4523.1 |
| 00:03:27  |       | 4523.1 |
| 00:03:18  |       | 4523.1 |
| 00:03:09  |       | 4523.1 |
| 00:03:00  |       | 4523.1 |
| 00:02:51  |       | 4523.1 |
| 00:02:42  |       | 4523.1 |
| 00:02:33  |       | 4523.1 |
| 00:02:24  |       | 4523.1 |
| 00:02:15  |       | 4523.1 |
| 00:02:06  |       | 4523.1 |
| 00:01:57  |       | 4523.1 |
| 00:01:48  |       | 4523.1 |
| 00:01:39  |       | 4523.1 |
| 00:01:30  |       | 4523.1 |
| 00:01:21  |       | 4523.1 |
| 00:01:12  |       | 4523.1 |
| 00:01:03  |       | 4523.1 |
| 00:00:54  |       | 4523.1 |
| 00:00:45  |       | 4523.1 |
| 00:00:36  |       | 4523.1 |
| 00:00:27  |       | 4523.1 |
| 00:00:18  |       | 4523.1 |
| 00:00:09  |       | 4523.1 |
| 00:00:00  |       | 4523.1 |





|   |  |  |  |   |  |   |  |  |  |
|---|--|--|--|---|--|---|--|--|--|
| <b>MRPS 1 Strain Gauge Pressure (BSG1)</b><br>0 (PSIG) 5000         |  | <b>Elapsed Time (ETIM) (S)</b>                   |  | <b>MRPOUD Solenoid 3 Status (POUDS3)</b><br>0 (-----) 30  |  | <b>MRPS 1 Quartz Gauge Pressure (BQP1) (PSIA)</b> |  | <b>MRPS 1 Quartz Gauge Pressure (BQP1) (PSIA)</b><br>0 1 |  |
| <b>MRPS 1 Quartz Gauge Pressure (BQP1) (PSIA)</b><br>0 5000         |  | <b>MRHY 1 Motor Speed (HMS1) (RPM)</b><br>0 8000 |  | <b>MRPS 1 Strain Gauge Pressure (BSG1) (PSIG)</b><br>0 10 |  |   |  |  |  |
| <b>MRPS 1 Resistivity Cell Temperature (B1TR) (DEGC)</b><br>100 125 |  |  |  | <b>MRPS 1 Resistivity Cell Temperature (B1TR) (DEGC)</b>  |  |   |  |  |  |
| <b>MRPS 1 Quartz Gauge Temperature</b>                              |  |  |  |   |  |   |  |  |  |



PIP SUMMARY

Time Mark Every 60 S

Format: MRPS\_1\_SGQG\_Station

Vertical Scale: 1" per 60S

Graphics File Created: 09-Apr-2006 00:59

OP System Version: 14C0-302  
MCM

|         |            |        |            |
|---------|------------|--------|------------|
| MRPS_1  | unofficial | MRHY_1 | unofficial |
| MRPO_UD | unofficial | LFA    | unofficial |
| MRMS_1  | unofficial | MRPC   | unofficial |
| SGT-L   | unofficial | TCC-B  | unofficial |
| ACTS-B1 | unofficial |        |            |

Output DLIS Files

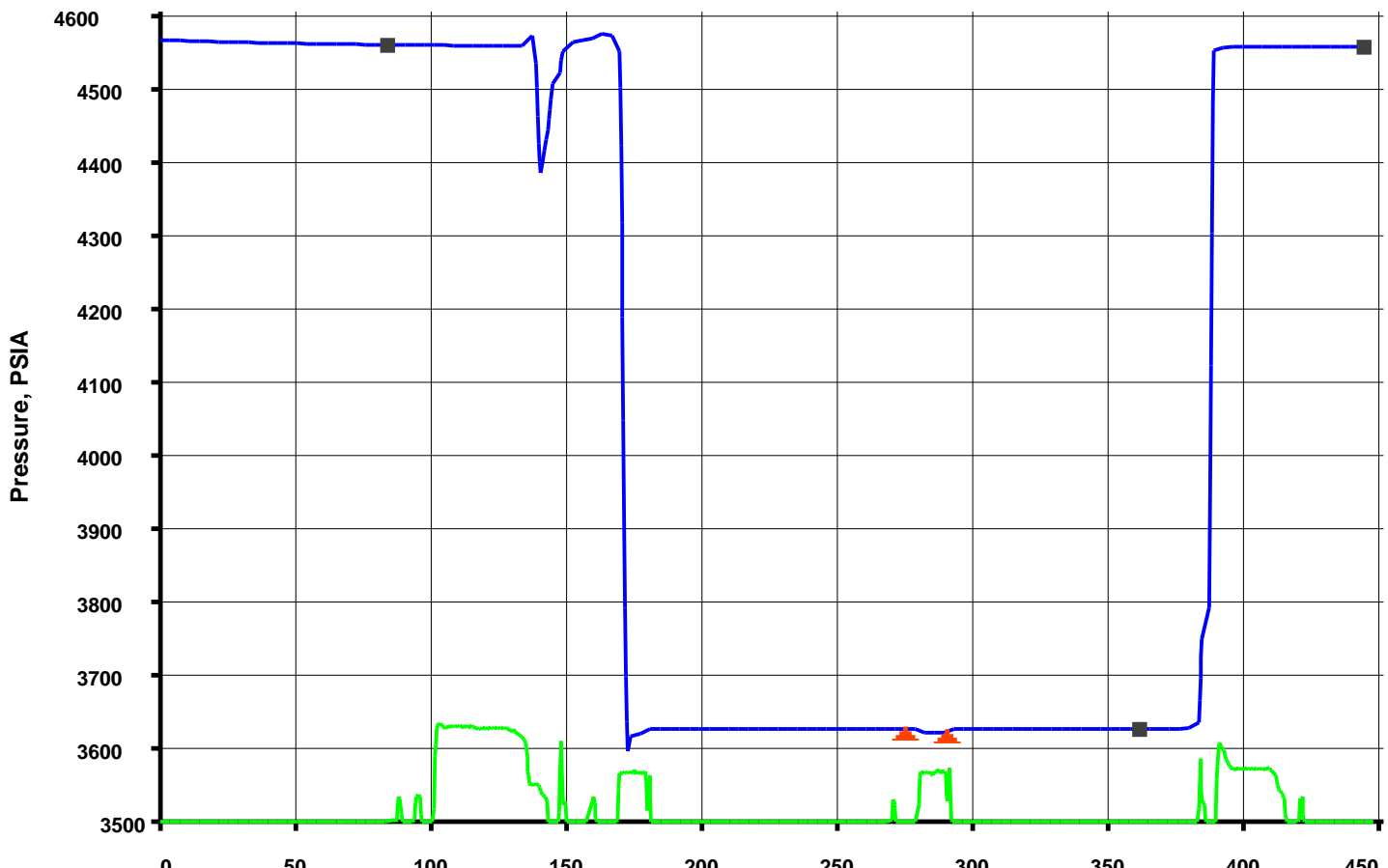
|         |                            |        |          |                   |
|---------|----------------------------|--------|----------|-------------------|
| DEFAULT | MDT_OFA_correlation_115LTP | FN:177 | PRODUCER | 09-Apr-2006 00:59 |
| MDT_TLC | MDT_OFA_correlation_115LTP | FN:178 | PRODUCER | 09-Apr-2006 00:59 |

Schlumberger

Pretest @ 3204\_0 mMD

MAXIS Field Log

File 116      Depth, M: 3203.96      Volumetric Limited draw-down - Large-Diameter probe  
8-Apr-2005      Woodside Energy Ltd      Mud Pressure before test, PSIA: 4554.16  
Thylacine      Mud Pressure after test, PSIA: 4551.35  
Thylacine South-1      Last build-up pressure, PSIA: 3626.47  
Draw-down mobility, md/cp: 503.9



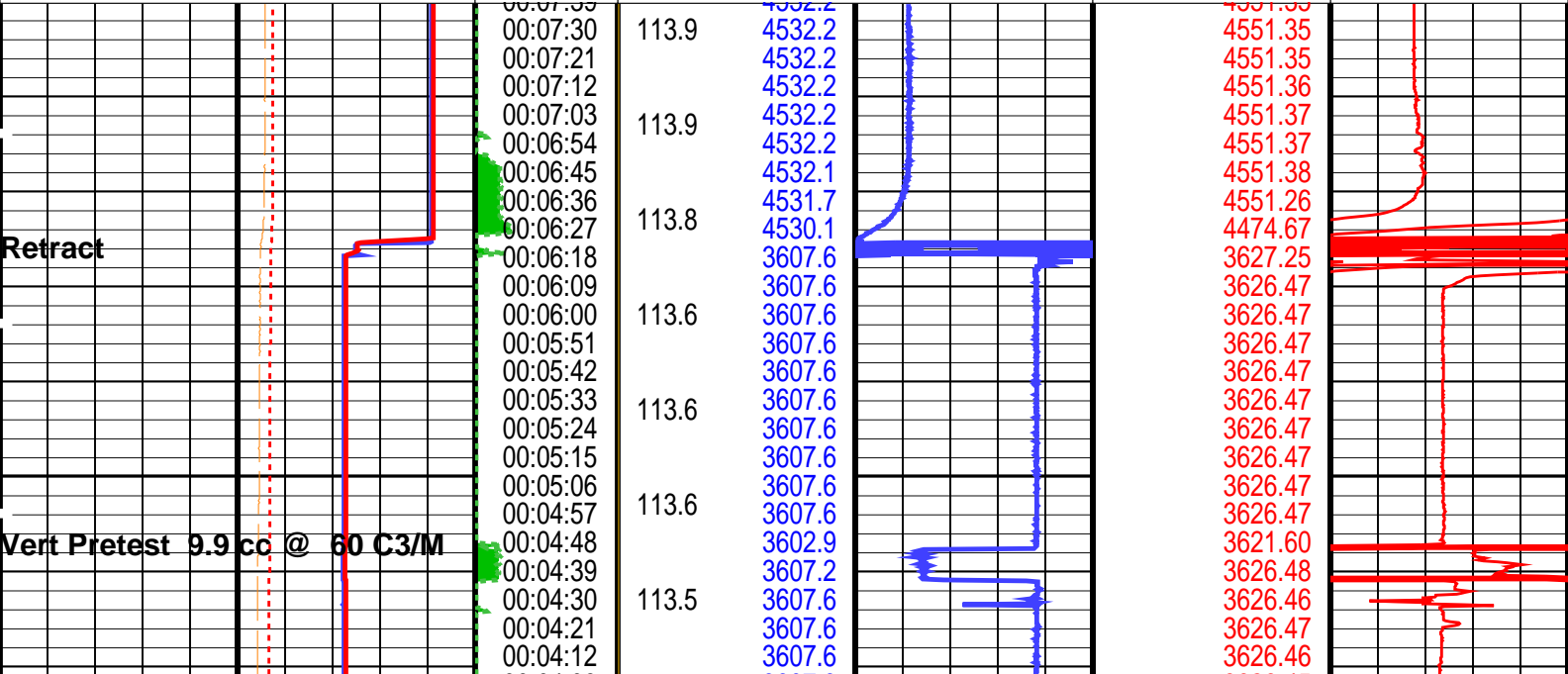
| Output DLIS Files |                            |        |          |                   |          |       |
|-------------------|----------------------------|--------|----------|-------------------|----------|-------|
| DEFAULT           | MDT_OFA_correlation_116LTP | FN:179 | PRODUCER | 09-Apr-2006 01:17 | 3204.0 M | 1.2 M |
| MDT_TLC           | MDT_OFA_correlation_116LTP | FN:180 | PRODUCER | 09-Apr-2006 01:18 | 3204.0 M | 1.2 M |

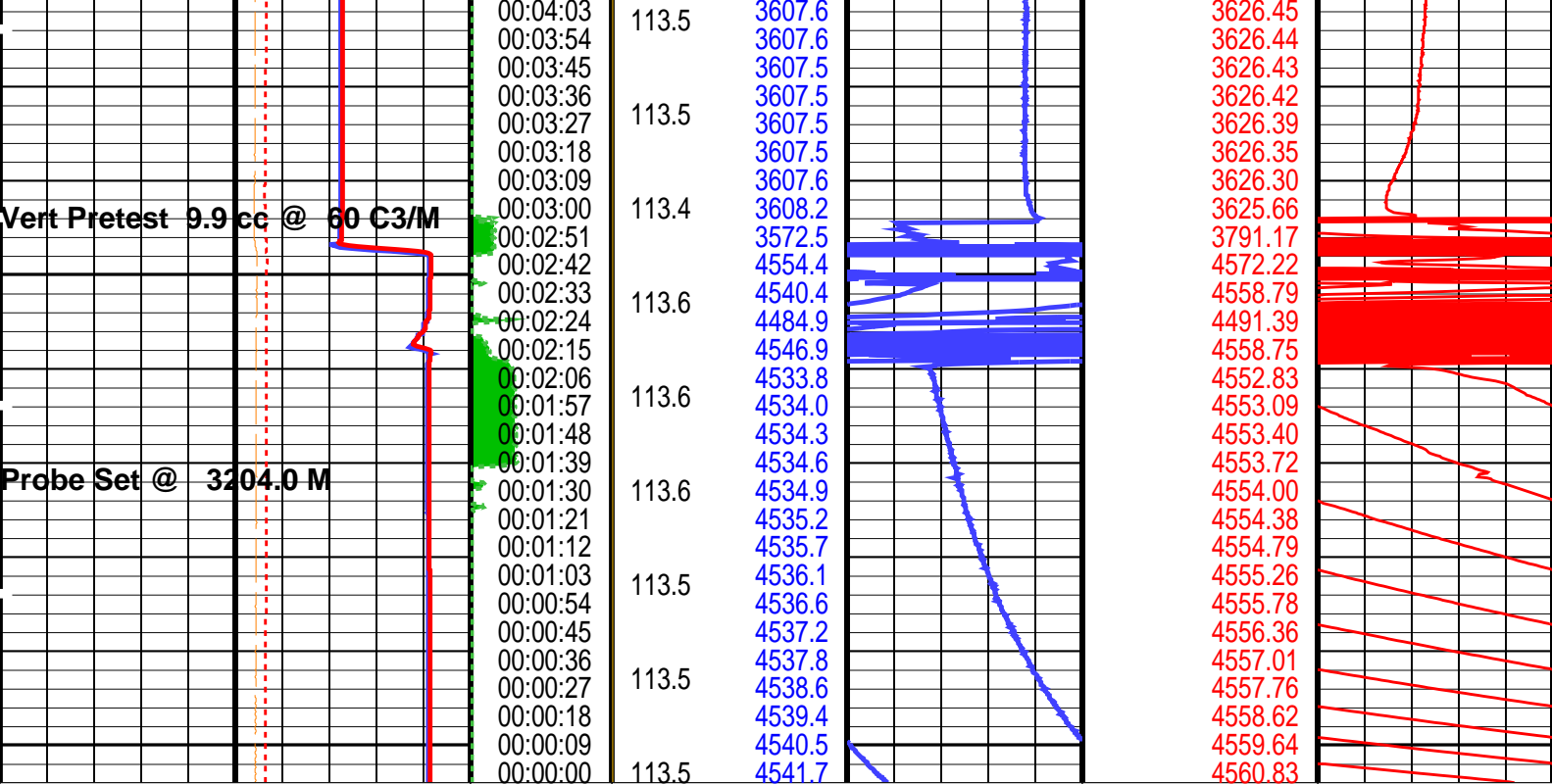
| Elapsed Time (s) | Event Summary  |
|------------------|--|
| 384.3            | Retract Single Probe Module (MRPS) 1                       |
| 274.2            | Vert Pretest 9.9 cc @ 60 C3/M Single Probe Module (MRPS) 1 |
| 164.1            | Vert Pretest 9.9 cc @ 60 C3/M Single Probe Module (MRPS) 1 |
| 96.9             | Probe Set @ 3204.0 M Single Probe Module (MRPS) 1          |

PIP SUMMARY

Time Mark Every 60 S

|  |  |  |  |   |   |
|--|--|--|--|---|---|
| MRPS 1 Quartz Gauge Temperature (BQT1)<br>(DEGC) |  | MRPS 1 Resistivity Cell Temperature (B1TR)<br>(DEGC) |  | MRPS 1 Strain Gauge Pressure (BSG1)<br>(PSIG) |   |
| 100 125  |  | 100 125  |  | 0 10  |   |
| MRPS 1 Quartz Gauge Pressure (BQP1)<br>(PSIA)    |  | MRHY 1 Motor Speed (HMS1)<br>(RPM)                   |  | MRPS 1 Strain Gauge Pressure (BSG1)<br>(PSIG) |   |
| 0 5000   |  | 0 8000   |  | 0 10  |   |
| MRPS 1 Strain Gauge Pressure (BSG1)<br>(PSIG)    |  | Elapsed Time (ETIM)<br>(S)                           | MRPOUD Solenoid 3 Status (POUDS3)<br>(---- | MRPS 1 Quartz Gauge Pressure (BQP1)<br>(PSIA) | MRPS 1 Quartz Gauge Pressure (BQP1)<br>(PSIA) |
| 0 5000   |  |  | 0 30                                       |   | 0 1   |





|  |  |  |  |  |  |  |  |
|--|--|--|--|--|--|--|--|
| <b>MRPS 1 Strain Gauge Pressure (BSG1)</b><br>0 (PSIG) 5000                |  | <b>Elapsed Time (ETIM) (S)</b><br>0 (S) 30                                 |  | <b>MRPOUD Solenoid 3 Status (POUDS3)</b><br>0 (POUDS3) 30              |  | <b>MRPS 1 Quartz Gauge Pressure (BQP1) (PSIA)</b><br>0 (PSIA) 1        |  |
| <b>MRPS 1 Quartz Gauge Pressure (BQP1) (PSIA)</b><br>0 (PSIA) 5000         |  | <b>MRPS 1 Strain Gauge Pressure (BSG1) (PSIG)</b><br>0 (PSIG) 10           |  | <b>MRPS 1 Quartz Gauge Pressure (BQP1) (PSIA)</b><br>0 (PSIA) 1        |  | <b>MRPS 1 Quartz Gauge Pressure (BQP1) (PSIA)</b><br>0 (PSIA) 1        |  |
| <b>MRPS 1 Resistivity Cell Temperature (B1TR) (DEGC)</b><br>100 (DEGC) 125 |  | <b>MRPS 1 Resistivity Cell Temperature (B1TR) (DEGC)</b><br>100 (DEGC) 125 |  | <b>MRPS 1 Quartz Gauge Temperature (BQT1) (DEGC)</b><br>100 (DEGC) 125 |  | <b>MRPS 1 Quartz Gauge Temperature (BQT1) (DEGC)</b><br>100 (DEGC) 125 |  |

### PIP SUMMARY

Time Mark Every 60 S

Format: MRPS\_1\_SGQG\_Station

Vertical Scale: 1" per 60S

Graphics File Created: 09-Apr-2006 01:17

### OP System Version: 14C0-302 MCM

|         |            |        |            |
|---------|------------|--------|------------|
| MRPS_1  | unofficial | MRHY_1 | unofficial |
| MRPO_UD | unofficial | LFA    | unofficial |
| MRMS_1  | unofficial | MRPC   | unofficial |
| SGT-L   | unofficial | TCC-B  | unofficial |
| ACTS-B1 | unofficial |        |            |

### Output DLIS Files

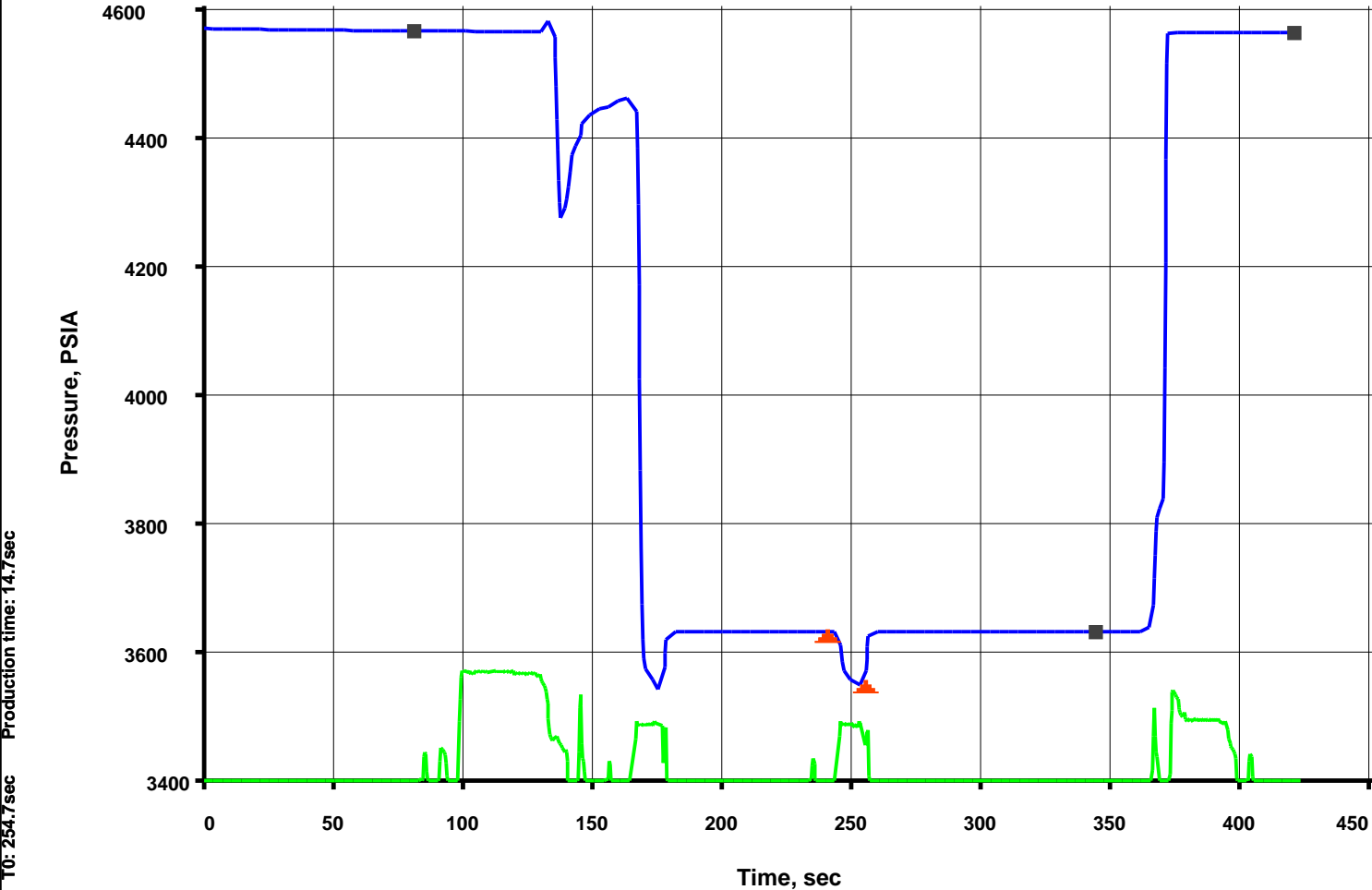
|         |                            |        |          |                   |
|---------|----------------------------|--------|----------|-------------------|
| DEFAULT | MDT_OFA_correlation_116LTP | FN:179 | PRODUCER | 09-Apr-2006 01:17 |
| MDT_TLC | MDT_OFA_correlation_116LTP | FN:180 | PRODUCER | 09-Apr-2006 01:18 |

MAXIS Field Log

File 117  
8-Apr-2005

Depth, M: 3207.92  
Woodside Energy Ltd  
Thylacine  
Thylacine South-1

Volumetric Limited draw-down – Large-Diameter probe  
Mud Pressure before test, PSIA: 4560.73  
Mud Pressure after test, PSIA: 4558.23  
Last build-up pressure, PSIA: 3631.16  
Draw-down mobility, md/cp: 32.3



Output DLIS Files

|         |                            |        |          |                   |
|---------|----------------------------|--------|----------|-------------------|
| DEFAULT | MDT_OFA_correlation_117LTP | FN:181 | PRODUCER | 09-Apr-2006 01:29 |
| MDT_TLC | MDT_OFA_correlation_117LTP | FN:182 | PRODUCER | 09-Apr-2006 01:30 |

| Elapsed Time (s) | Event Summary   |
|------------------|---|
| 367.8            | Retract Single Probe Module (MRPS) 1                        |
| 240.0            | Vert Pretest 10.0 cc @ 60 C3/M Single Probe Module (MRPS) 1 |
| 161.7            | Vert Pretest 10.1 cc @ 60 C3/M Single Probe Module (MRPS) 1 |
| 94.2             | Probe Set @ 3207.9 M Single Probe Module (MRPS) 1           |

|                                     |                     |                                   |                                     |                                     |
|-------------------------------------|---------------------|-----------------------------------|-------------------------------------|-------------------------------------|
| MRPS 1 Strain Gauge Pressure (BSG1) | Elapsed Time (ETIM) | MRPOUD Solenoid 3 Status (POUDS3) | MRPS 1 Quartz Gauge Pressure (BQP1) | MRPS 1 Quartz Gauge Pressure (BQP1) |
| 0 (PSIG) 5000                       |                     | 0 (----) 30                       | 0 (PSIA)                            | 0 (PSIA)                            |

|   |                                 |   |  |   |        |   |
|---|---------------------------------|---|--|---|--------|---|
|   | (S)                             |   | (PSIA)                                     | 0 | (PSIA) | 1 |
| MRPS 1 Quartz Gauge Pressure (BQP1)               | MRHY 1 Motor Speed (HMS1) (RPM) | MRPS 1 Strain Gauge Pressure (BSG1) (PSIG)        | MRPS 1 Strain Gauge Pressure (BSG1) (PSIG) | 0 | 10     |   |
| 0 (PSIA) 5000                                     | 0 8000                          |   |  |   |        |   |
| MRPS 1 Resistivity Cell Temperature (B1TR) (DEGC) |                                 | MRPS 1 Resistivity Cell Temperature (B1TR) (DEGC) |  |   |        |   |
| 100 125   |                                 |   |  |   |        |   |
| MRPS 1 Quartz Gauge Temperature (BQT1) (DEGC)     |                                 |   |  |   |        |   |
| 100 125   |                                 |   |  |   |        |   |

PIP SUMMARY

|                             |                            |  |
|-----------------------------|----------------------------|--|
| Time Mark Every 60 S        |                            |  |
| Format: MRPS_1_SGQG_Station | Vertical Scale: 1" per 60S | Graphics File Created: 09-Apr-2006 01:29 |

OP System Version: 14C0-302  
MCM

|         |            |        |            |
|---------|------------|--------|------------|
| MRPS_1  | unofficial | MRHY_1 | unofficial |
| MRPO_UD | unofficial | LFA    | unofficial |
| MRMS_1  | unofficial | MRPC   | unofficial |
| SGT-L   | unofficial | TCC-B  | unofficial |
| ACTS-B1 | unofficial |        |            |

Output DLIS Files

|         |                            |        |          |                   |
|---------|----------------------------|--------|----------|-------------------|
| DEFAULT | MDT_OFA_correlation_117LTP | FN:181 | PRODUCER | 09-Apr-2006 01:29 |
| MDT_TLC | MDT_OFA_correlation_117LTP | FN:182 | PRODUCER | 09-Apr-2006 01:30 |

Schlumberger

Correlation Passes

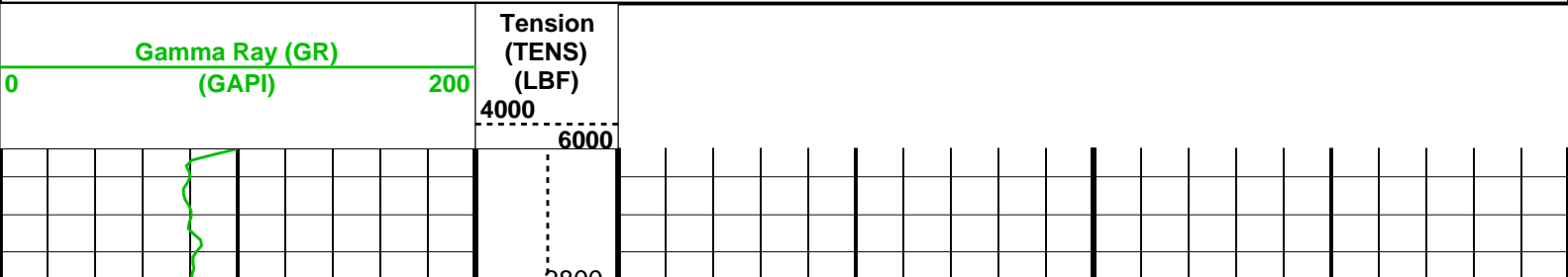
MAXIS Field Log

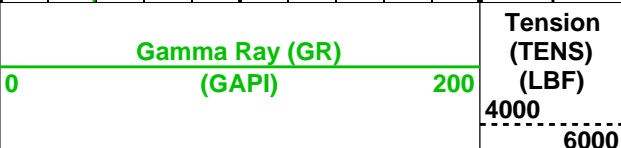
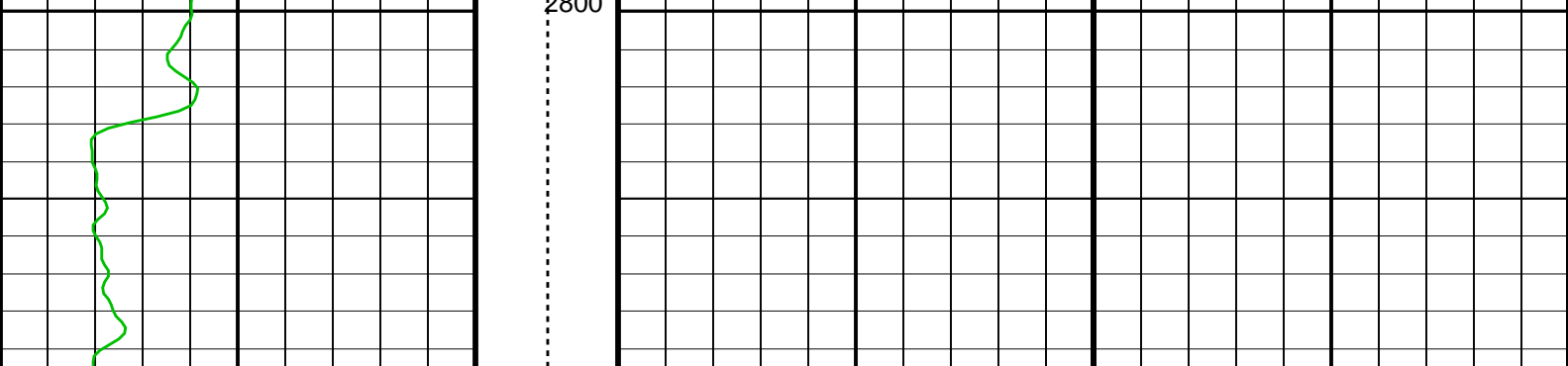
Input DLIS Files

|         |                     |          |                   |          |          |
|---------|---------------------|----------|-------------------|----------|----------|
| DEFAULT | Flip_MDT_OFA_154LUP | PRODUCER | 09-Apr-2006 11:04 | 2809.5 M | 2796.2 M |
|---------|---------------------|----------|-------------------|----------|----------|

OP System Version: 14C0-302  
MCM

|         |            |        |            |
|---------|------------|--------|------------|
| MRPS_1  | unofficial | MRHY_1 | unofficial |
| MRPO_UD | unofficial | LFA    | unofficial |
| MRMS_1  | unofficial | MRPC   | unofficial |
| SGT-L   | unofficial | TCC-B  | unofficial |
| ACTS-B1 | unofficial |        |            |





Format: CORRELATION    Vertical Scale: 1:200    Graphics File Created: 09-Apr-2006 11:06

### OP System Version: 14C0-302

MCM

|         |            |        |            |
|---------|------------|--------|------------|
| MRPS_1  | unofficial | MRHY_1 | unofficial |
| MRPO_UD | unofficial | LFA    | unofficial |
| MRMS_1  | unofficial | MRPC   | unofficial |
| SGT-L   | unofficial | TCC-B  | unofficial |
| ACTS-B1 | unofficial |        |            |

### Input DLIS Files

|         |                     |          |                   |          |          |
|---------|---------------------|----------|-------------------|----------|----------|
| DEFAULT | Flip_MDT_OFA_154LUP | PRODUCER | 09-Apr-2006 11:04 | 2809.5 M | 2796.2 M |
|---------|---------------------|----------|-------------------|----------|----------|

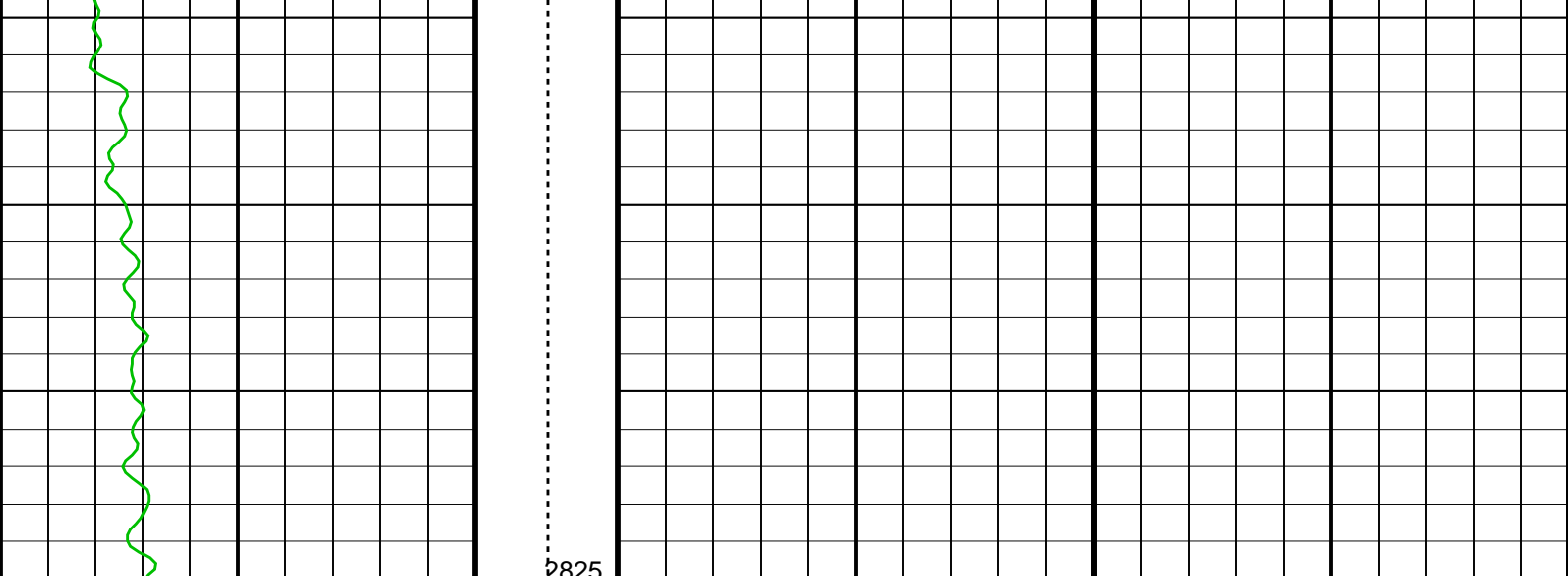
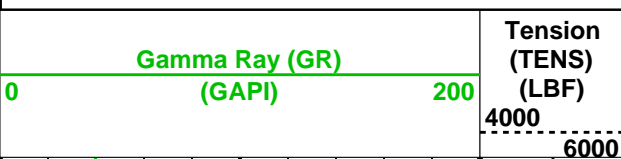
### Input DLIS Files

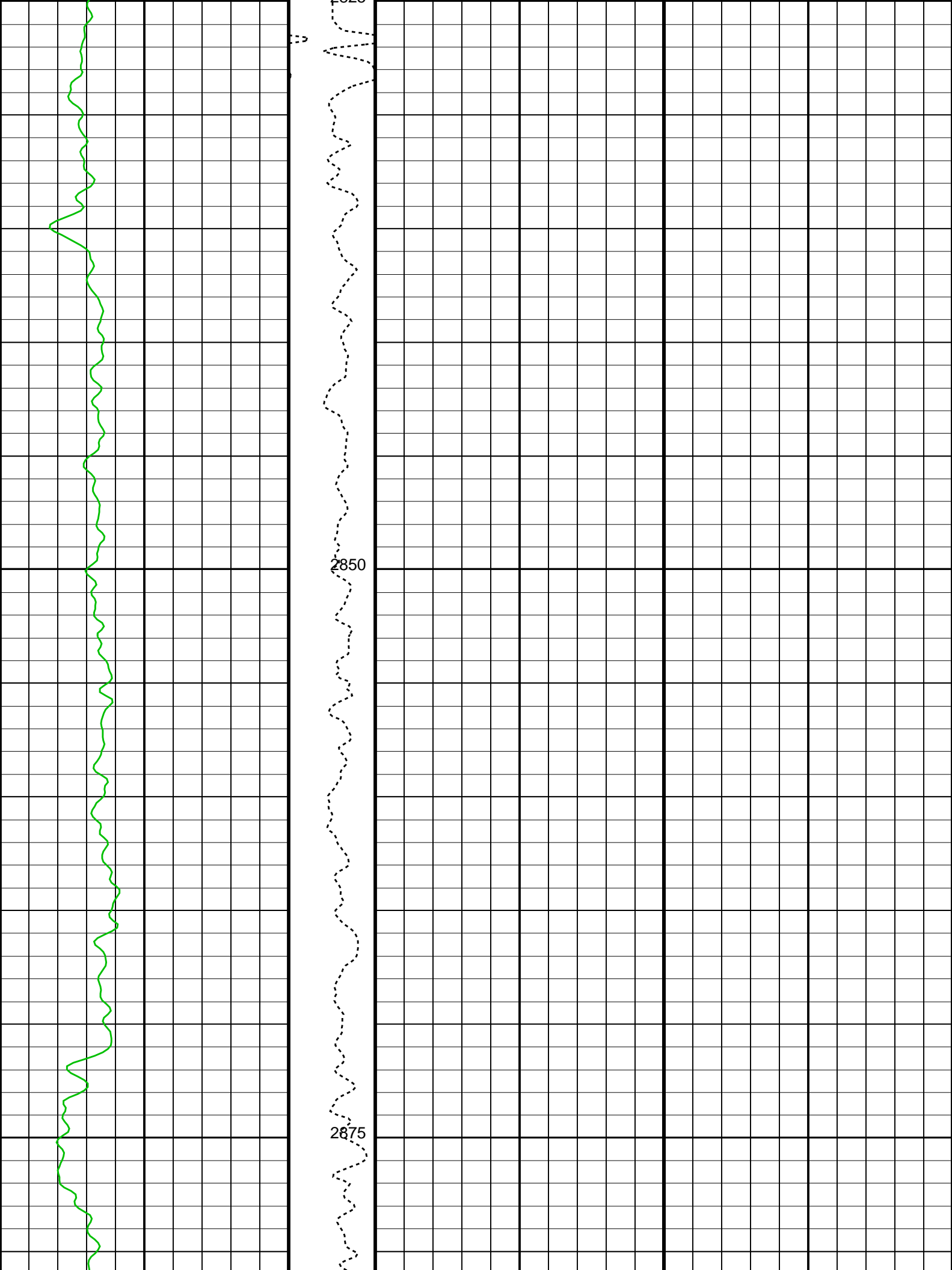
|         |                     |          |                   |          |          |
|---------|---------------------|----------|-------------------|----------|----------|
| DEFAULT | Flip_MDT_OFA_155LUP | PRODUCER | 09-Apr-2006 11:05 | 3043.6 M | 2809.5 M |
|---------|---------------------|----------|-------------------|----------|----------|

### OP System Version: 14C0-302

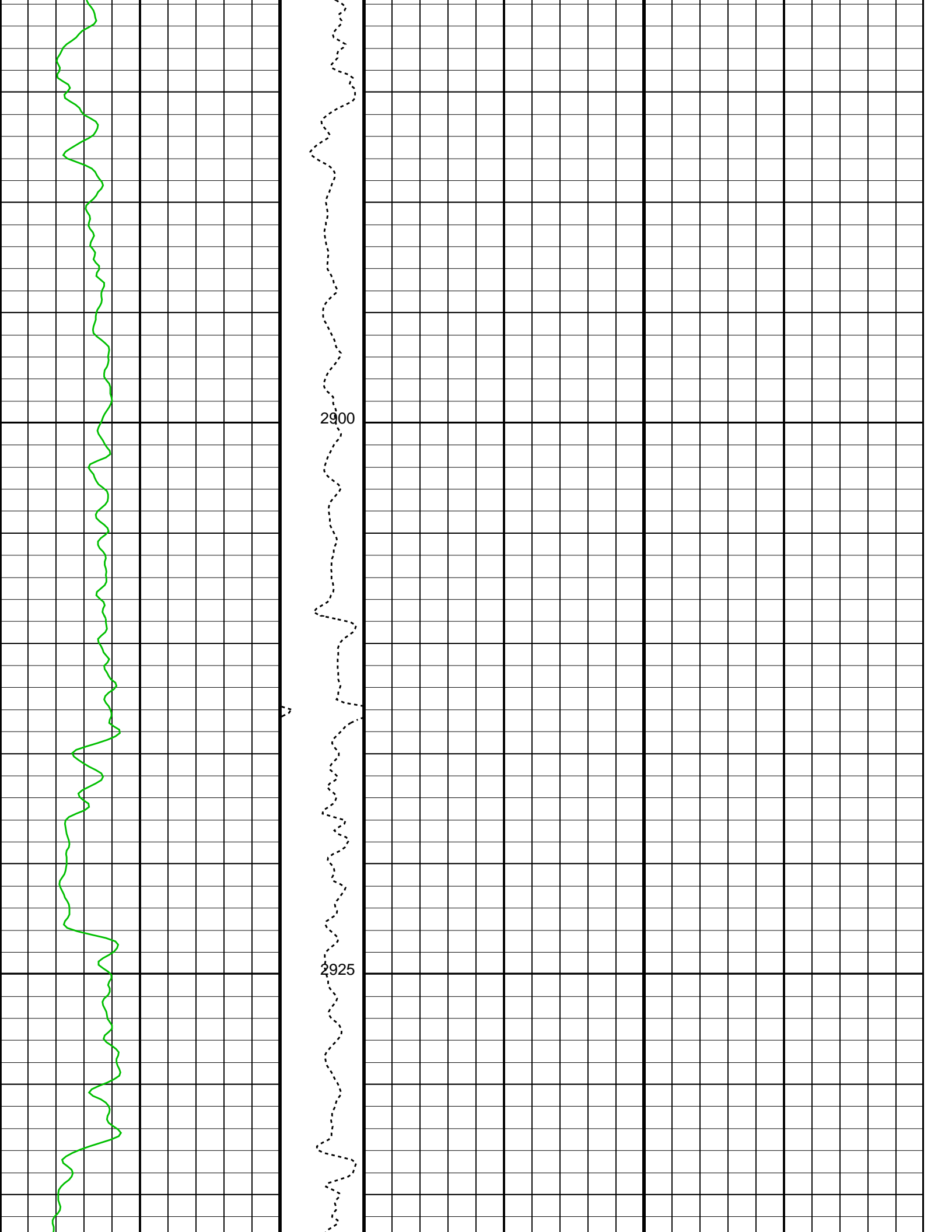
MCM

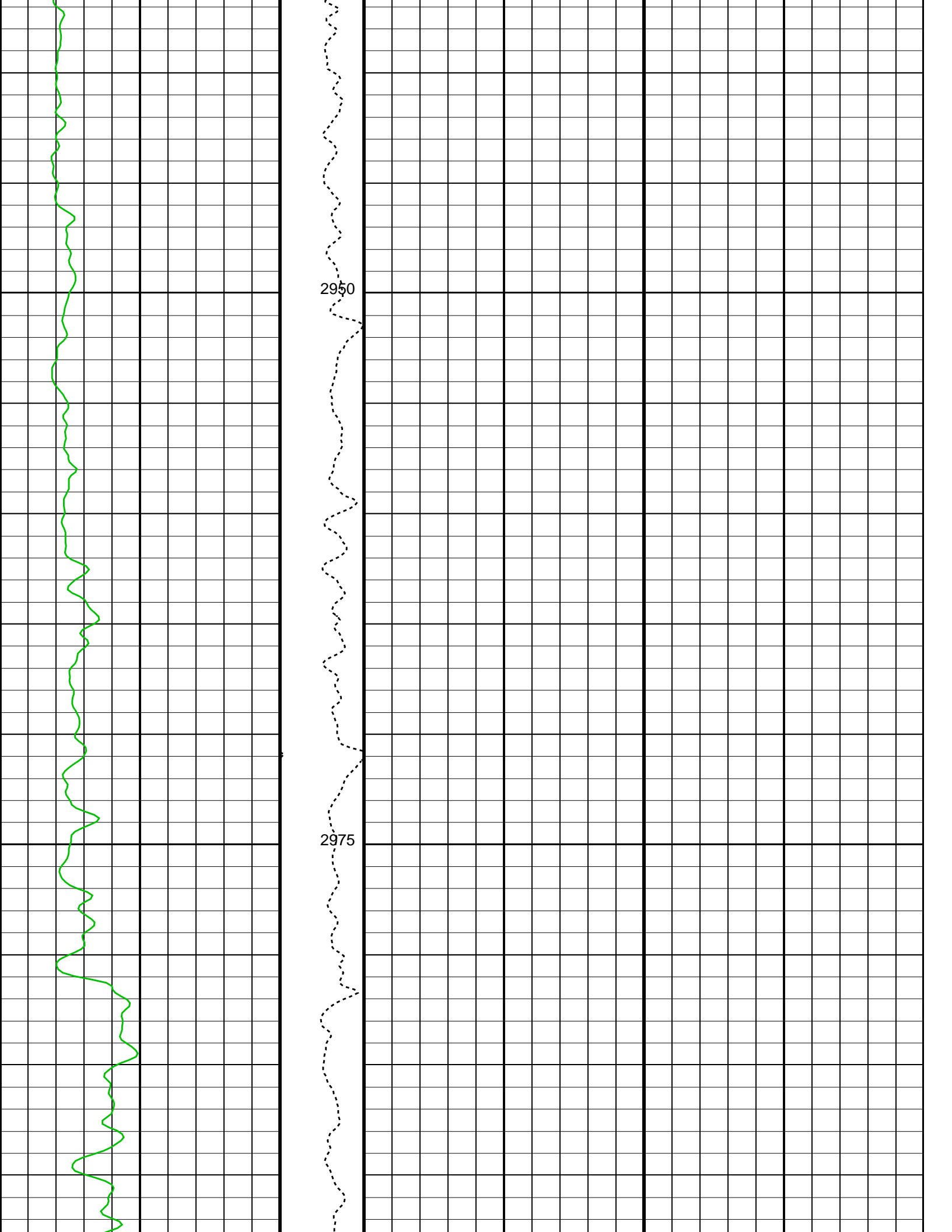
|         |            |        |            |
|---------|------------|--------|------------|
| MRPS_1  | unofficial | MRHY_1 | unofficial |
| MRPO_UD | unofficial | LFA    | unofficial |
| MRMS_1  | unofficial | MRPC   | unofficial |
| SGT-L   | unofficial | TCC-B  | unofficial |
| ACTS-B1 | unofficial |        |            |

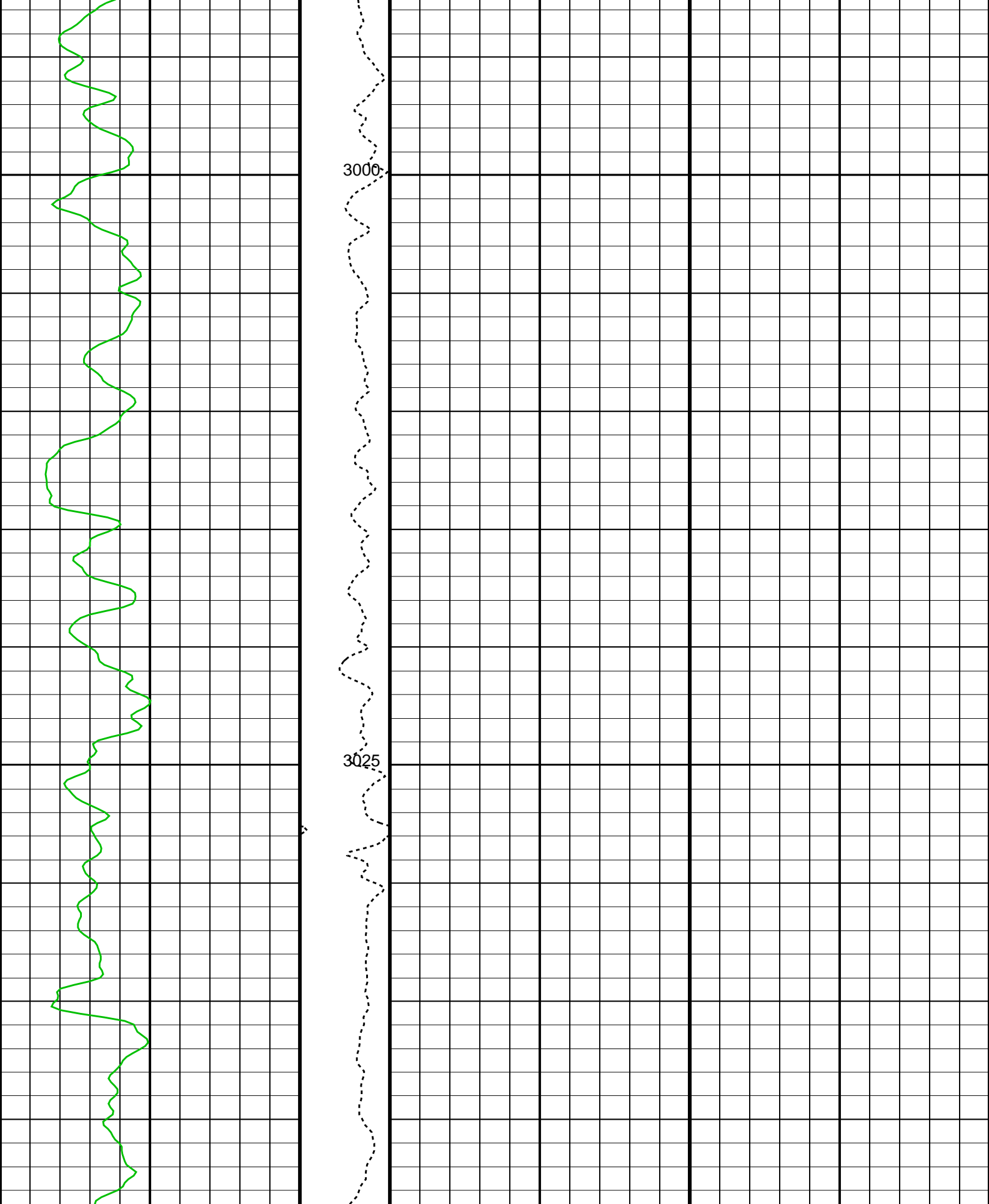












Gamma Ray (GR)  
(GAPI)

0 200

Tension  
(TENS)  
(LBF)

4000 6000

OP System Version: 14C0-302  
MCM

|         |            |        |            |
|---------|------------|--------|------------|
| MRPS_1  | unofficial | MRHY_1 | unofficial |
| MRPO_UD | unofficial | LFA    | unofficial |
| MRMS_1  | unofficial | MRPC   | unofficial |
| SGT-L   | unofficial | TCC-B  | unofficial |
| ACTS-B1 | unofficial |        |            |

Input DLIS Files

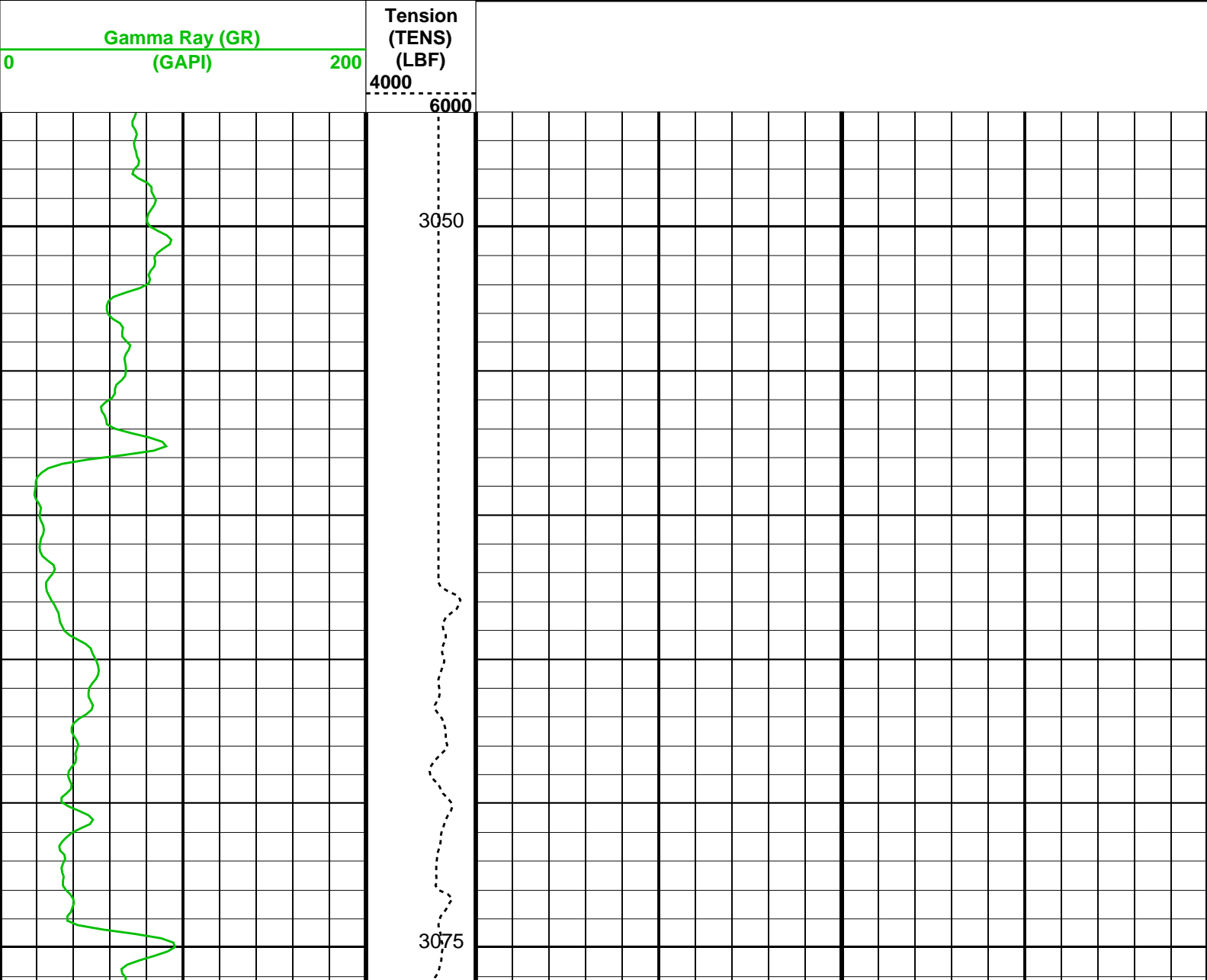
DEFAULT      Flip\_MDT\_OFA\_155LUP      PRODUCER      09-Apr-2006 11:05      3043.6 M      2809.5 M

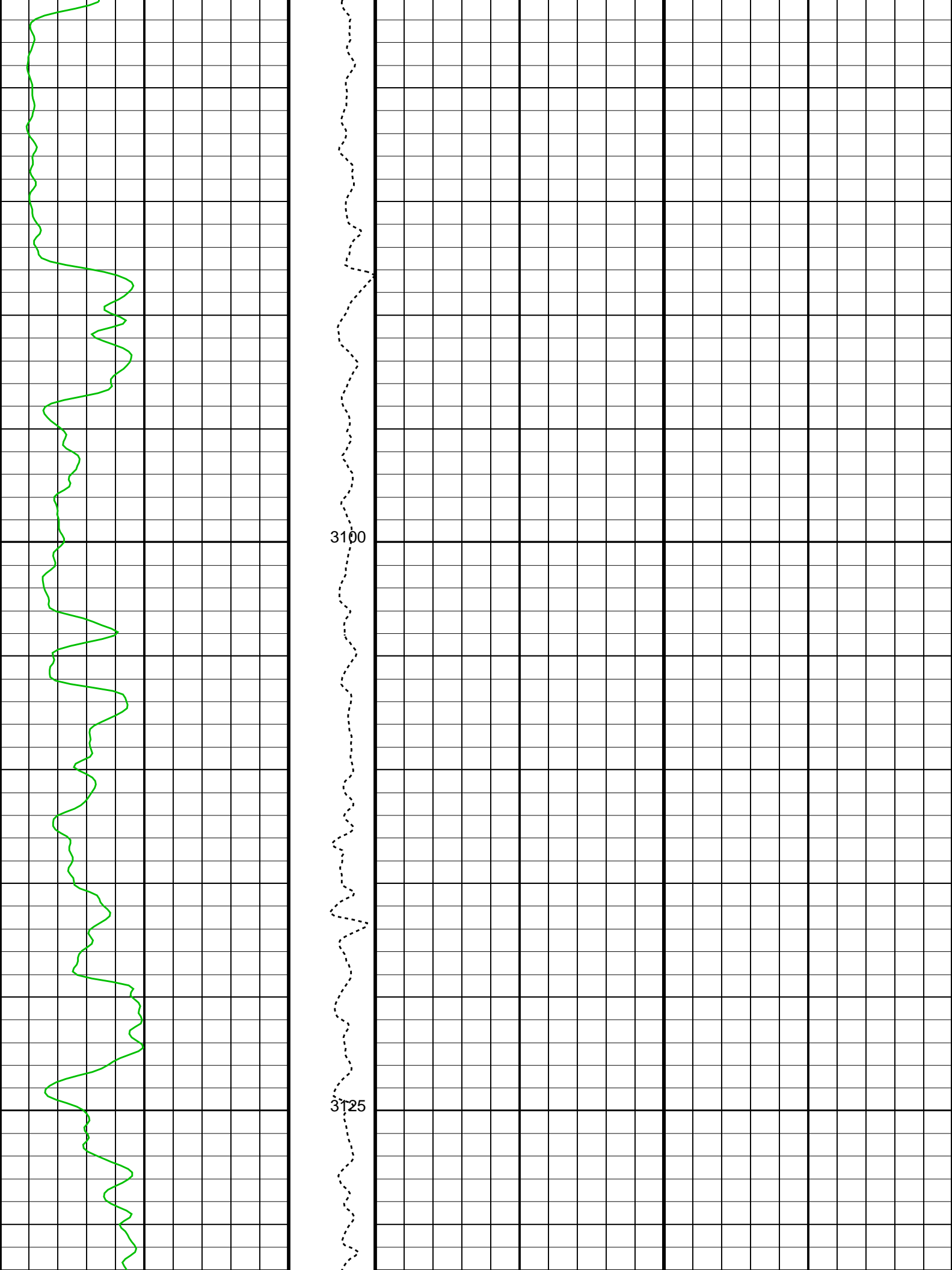
Input DLIS Files

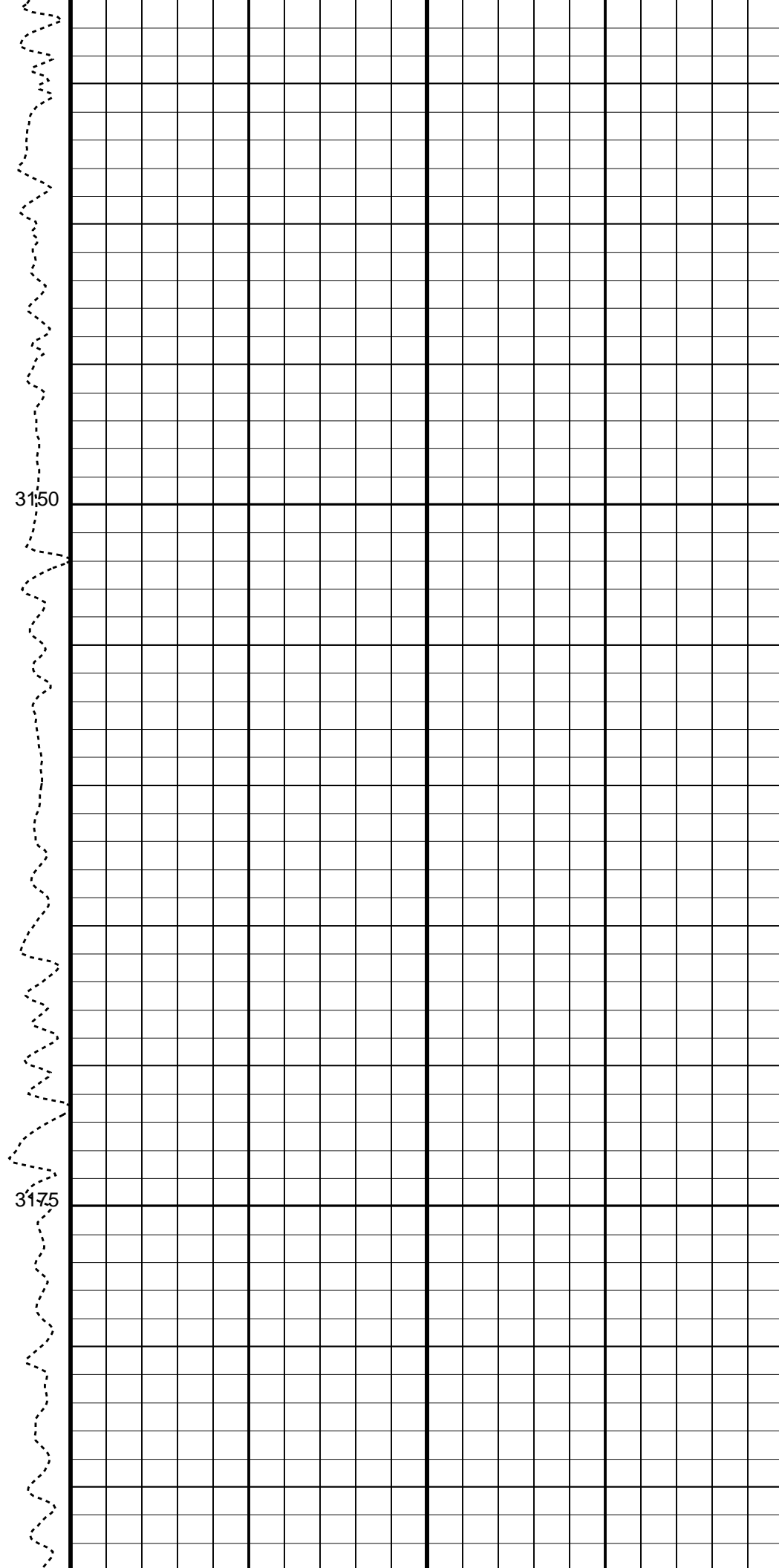
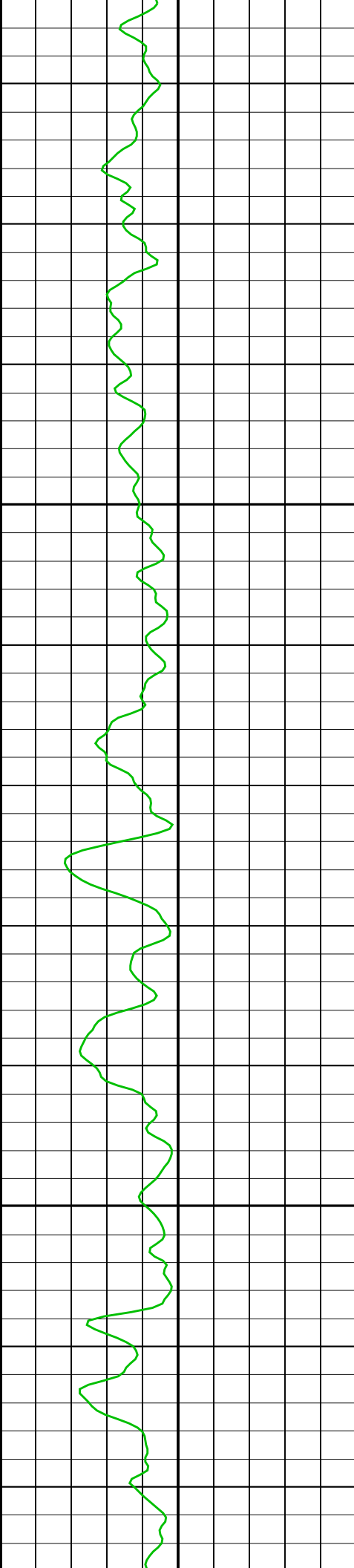
DEFAULT      Flip\_MDT\_OFA\_156LUP      PRODUCER      09-Apr-2006 11:06      3191.3 M      3046.0 M

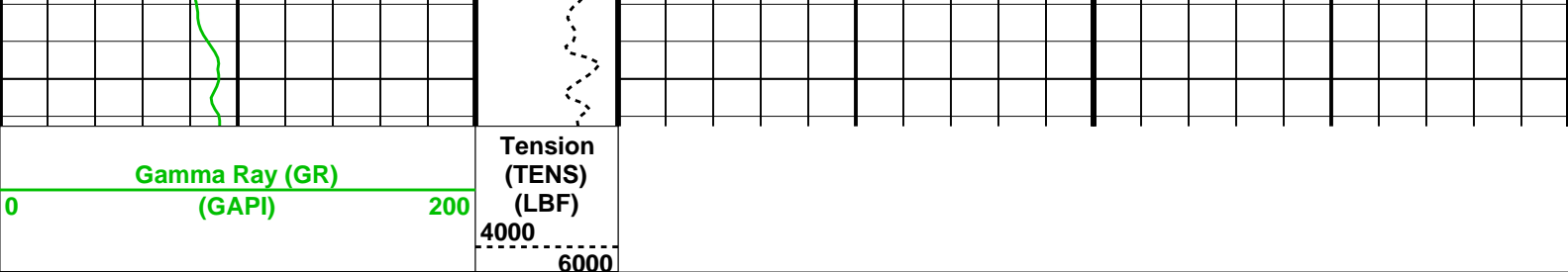
OP System Version: 14C0-302  
MCM

|         |            |        |            |
|---------|------------|--------|------------|
| MRPS_1  | unofficial | MRHY_1 | unofficial |
| MRPO_UD | unofficial | LFA    | unofficial |
| MRMS_1  | unofficial | MRPC   | unofficial |
| SGT-L   | unofficial | TCC-B  | unofficial |
| ACTS-B1 | unofficial |        |            |









Format: CORRELATION    Vertical Scale: 1:200    Graphics File Created: 09-Apr-2006 11:07

**OP System Version: 14C0-302**  
MCM

|         |            |        |            |
|---------|------------|--------|------------|
| MRPS_1  | unofficial | MRHY_1 | unofficial |
| MRPO_UD | unofficial | LFA    | unofficial |
| MRMS_1  | unofficial | MRPC   | unofficial |
| SGT-L   | unofficial | TCC-B  | unofficial |
| ACTS-B1 | unofficial |        |            |

**Input DLIS Files**

|         |                     |          |                   |          |          |
|---------|---------------------|----------|-------------------|----------|----------|
| DEFAULT | Flip_MDT_OFA_156LUP | PRODUCER | 09-Apr-2006 11:06 | 3191.3 M | 3046.0 M |
|---------|---------------------|----------|-------------------|----------|----------|



**Gauge Calibrations**

MAXIS Field Log

|                                    |  |   |
|------------------------------------|--|---|
| <b>MASTER CALIBRATION SUMMARY:</b> |  | <b>Quartz Gauge ( Single Probe Module 1 )</b> |
| Calibration Pressure Unit:         |  | PSIA  |
| Calibration Temperature Unit:      |  | DEGC  |
| Sensor Comment:                    |  | :   |
| Sensor Serial Number:              |  | 0468  |
| Sensor Calibration Date (DDMMYY):  |  | 250305  |
| Pressure Model:                    |  | P=F(Fc,Fb)                                    |
| Pressure Matrix:                   |  | 66  |
| Pressure CRC:                      |  | 8859  |
| Temperature Model:                 |  | T=F(Fb,Fc)                                    |
| Temperature Matrix:                |  | 66  |
| Temperature CRC:                   |  | 1AB4  |
| Clock Comment:                     |  | :   |
| Clock Serial Number:               |  | 076   |
| Clock Calibration Date (DDMMYY):   |  | 310305  |
| Clock Model:                       |  | Fclk=F(Fb'-Fc')                               |
| Clock Matrix:                      |  | 16  |
| Clock CRC:                         |  | 106E  |
| Fc Offset:                         |  | +.514400000000E+07 Hz                         |
| Fb Offset:                         |  | +.558800000000E+07 Hz                         |
| R Offset:                          |  | +.470000000000E+06 Hz                         |

# Pressure Coefficients

|       | Fb**0             | Fb**1             | Fb**2             | Fb**3             |
|-------|-------------------|-------------------|-------------------|-------------------|
| Fc**0 | +769193382611E+0  | +215714408763E-0  | -.305859366249E-0 | -.843281396456E-1 |
| Fc**1 | -.109016513188E+0 | -.130199519002E-0 | -.976876395688E-1 | +539124804649E-1  |
| Fc**2 | +118207448455E-0  | +467482269686E-1  | +942751797123E-1  | +136956250430E-1  |
| Fc**3 | +363291682246E-1  | -.836939671179E-1 | -.878962563182E-2 | +111461533088E-2  |
| Fc**4 | -.831183233864E-1 | +163350708038E-2  | -.456931863327E-2 | +359205014181E-2  |
| Fc**5 | -.376438711823E-1 | +251507427033E-2  | +761819367147E-2  | -.194829094147E-3 |

|       | Fb**4             | Fb**5             |
|-------|-------------------|-------------------|
| Fc**0 | -.154486278622E-1 | -.267748503281E-1 |
| Fc**1 | +233608817125E-1  | +164902626145E-2  |
| Fc**2 | +498783827465E-2  | -.269991968824E-2 |
| Fc**3 | +134410883106E-2  | -.846993672562E-3 |
| Fc**4 | -.375597971996E-3 | -.145773024459E-3 |
| Fc**5 | -.286184434176E-3 | +144498843807E-3  |

# Temperature Coefficients

|       | Fc**0             | Fc**1             | Fc**2             | Fc**3             |
|-------|-------------------|-------------------|-------------------|-------------------|
| Fb**0 | +111967034336E+0  | -.309358276239E-0 | +620960703483E-0  | +612094967014E-1  |
| Fb**1 | -.604404617606E-0 | +175925335721E-0  | +579722130132E-1  | +407350718850E-1  |
| Fb**2 | -.321745521328E-0 | +373406065005E-1  | -.559939753819E-1 | -.287241680644E-2 |
| Fb**3 | -.299447195644E-1 | +203388171086E-1  | +222225097211E-2  | -.726717004100E-2 |
| Fb**4 | -.288345407721E-1 | -.238156830258E-2 | +508510860755E-2  | +191589086631E-2  |
| Fb**5 | +356063685626E-2  | -.560803418614E-2 | -.103342284048E-2 | +278173108234E-3  |

|       | Fc**4             | Fc**5             |
|-------|-------------------|-------------------|
| Fb**0 | -.342412825527E-1 | -.907220856381E-2 |
| Fb**1 | +213443028577E-2  | -.653482031741E-2 |
| Fb**2 | +184339181700E-2  | +538654193374E-2  |
| Fb**3 | -.504728286812E-2 | +120368979490E-3  |
| Fb**4 | -.138892103776E-3 | -.335300638694E-3 |
| Fb**5 | +231979856314E-3  | -.469543080038E-4 |

# Clock Coefficients

|            |                   |
|------------|-------------------|
| F'b/F'c**0 | +517502620822E+0  |
| F'b/F'c**1 | +452894706477E-0  |
| F'b/F'c**2 | +512687513617E-0  |
| F'b/F'c**3 | -.672536411203E-1 |
| F'b/F'c**4 | -.471511167569E-1 |
| F'b/F'c**5 | +452740711792E-2  |



Vert Strain Gauge ( Single Probe Module 1 )

Serial Number: 207826  
Range: 10K  
Calibration Date: 01-19-06  
Mean Quadratic Deviation: 0.2358  
Offset: 0.0000 PSI  
Calibration Pressure Unit: PSIG  
Calibration Temperature Unit: DEGC

|   | G              | H              | I              | J              |
|---|----------------|----------------|----------------|----------------|
| 0 | -4.531539e+002 | 1.005679e+000  | -3.182863e-007 | -1.213868e-011 |
| 1 | 2.268179e-003  | -3.851758e-005 | 7.608435e-011  | 1.322232e-013  |
| 2 | 2.941827e-004  | 3.294696e-007  | -1.489784e-011 | -7.681941e-016 |
| 3 | 1.292688e-007  | -1.012689e-009 | 8.940367e-014  | 0.000000e+000  |

Schlumberger

Calibrations

MAXIS Field Log

Calibration and Check Summary

| Measurement  | Nominal | Master  | Before  | After | Change | Limit | Units |
|--|---------|---------|---------|-------|--------|-------|-------|
| Live Fluid Analyzer Wellsite Calibration – Spectrometer Channels |         |         |         |       |        |       |       |
| Master: 27-Mar-2006 10:25 Before: 7-Apr-2006 11:42               |         |         |         |       |        |       |       |
| Dark Mode – 0  | 0.02500 | 0.02644 | 0.02632 | N/A   | N/A    | N/A   | V     |
| Dark Mode – 1  | 0.02500 | 0.02680 | 0.02673 | N/A   | N/A    | N/A   | V     |
| Dark Mode – 2  | 0.02500 | 0.02678 | 0.02671 | N/A   | N/A    | N/A   | V     |
| Dark Mode – 3  | 0.02500 | 0.02692 | 0.02687 | N/A   | N/A    | N/A   | V     |
| Dark Mode – 4  | 0.02500 | 0.02645 | 0.02645 | N/A   | N/A    | N/A   | V     |
| Dark Mode – 5  | 0.02500 | 0.02656 | 0.02649 | N/A   | N/A    | N/A   | V     |
| Dark Mode – 6  | 0.02500 | 0.02648 | 0.02644 | N/A   | N/A    | N/A   | V     |
| Dark Mode – 7  | 0.02500 | 0.02676 | 0.02672 | N/A   | N/A    | N/A   | V     |
| Dark Mode – 8  | 0.02500 | 0.02703 | 0.02689 | N/A   | N/A    | N/A   | V     |
| Dark Mode – 9  | 0.02500 | 0.02688 | 0.02684 | N/A   | N/A    | N/A   | V     |
| Source Mode – 0  | 0       | 0.5630  | 0.5682  | N/A   | N/A    | N/A   | V     |
| Source Mode – 1  | 0       | 0.8278  | 0.8699  | N/A   | N/A    | N/A   | V     |
| Source Mode – 2  | 0       | 1.134   | 1.176   | N/A   | N/A    | N/A   | V     |
| Source Mode – 3  | 0       | 0.8404  | 0.8612  | N/A   | N/A    | N/A   | V     |
| Source Mode – 4  | 0       | 0.8584  | 0.8659  | N/A   | N/A    | N/A   | V     |
| Source Mode – 5  | 0       | 1.131   | 1.134   | N/A   | N/A    | N/A   | V     |
| Source Mode – 6  | 0       | 0.7447  | 0.7427  | N/A   | N/A    | N/A   | V     |
| Source Mode – 7  | 0       | 1.030   | 1.036   | N/A   | N/A    | N/A   | V     |
| Source Mode – 8  | 0       | 0.5303  | 0.5332  | N/A   | N/A    | N/A   | V     |
| Source Mode – 9  | 0       | 1.403   | 1.402   | N/A   | N/A    | N/A   | V     |

Live Fluid Analyzer Wellsite Calibration – Gas Detector Channels

Master: 27–Mar–2006 10:25 Before: 7–Apr–2006 11:42

|               |         |         |         |     |     |     |   |
|---------------|---------|---------|---------|-----|-----|-----|---|
| Dark Mode – 0 | 0.02500 | 0.02663 | 0.02650 | N/A | N/A | N/A | V |
| Dark Mode – 1 | 0.02500 | 0.02669 | 0.02657 | N/A | N/A | N/A | V |
| Dark Mode – 2 | 0.02500 | 0.02654 | 0.02645 | N/A | N/A | N/A | V |
| Dark Mode – 3 | 0.02500 | 0.02658 | 0.02641 | N/A | N/A | N/A | V |
| Dark Mode – 4 | 0.02500 | 0.02662 | 0.02657 | N/A | N/A | N/A | V |
| Dark Mode – 5 | 0.02500 | 0.02635 | 0.02624 | N/A | N/A | N/A | V |

Live Fluid Analyzer Wellsite Calibration – Gas Detector Source Intensity

Master: 27–Mar–2006 10:25 Before: 7–Apr–2006 11:42

|                              |         |         |         |     |     |     |   |
|------------------------------|---------|---------|---------|-----|-----|-----|---|
| Source Intensity Dark Mode   | 0.02600 | 0.02892 | 0.02881 | N/A | N/A | N/A | V |
| Source Intensity Source Mode | 0.2500  | 0.2349  | 0.2303  | N/A | N/A | N/A | V |

Live Fluid Analyzer Master Calibration – Spectrometer

Master: 27–Mar–2006 10:25

|                      |         |         |     |     |     |     |   |
|----------------------|---------|---------|-----|-----|-----|-----|---|
| Dry Dark Mode – 0    | 0.02500 | 0.02644 | --- | --- | --- | --- | V |
| Dry Dark Mode – 1    | 0.02500 | 0.02680 | --- | --- | --- | --- | V |
| Dry Dark Mode – 2    | 0.02500 | 0.02678 | --- | --- | --- | --- | V |
| Dry Dark Mode – 3    | 0.02500 | 0.02692 | --- | --- | --- | --- | V |
| Dry Dark Mode – 4    | 0.02500 | 0.02645 | --- | --- | --- | --- | V |
| Dry Dark Mode – 5    | 0.02500 | 0.02656 | --- | --- | --- | --- | V |
| Dry Dark Mode – 6    | 0.02500 | 0.02648 | --- | --- | --- | --- | V |
| Dry Dark Mode – 7    | 0.02500 | 0.02676 | --- | --- | --- | --- | V |
| Dry Dark Mode – 8    | 0.02500 | 0.02703 | --- | --- | --- | --- | V |
| Dry Dark Mode – 9    | 0.02500 | 0.02688 | --- | --- | --- | --- | V |
| Dry Source Mode – 0  | 0       | 0.5630  | --- | --- | --- | --- | V |
| Dry Source Mode – 1  | 0       | 0.8278  | --- | --- | --- | --- | V |
| Dry Source Mode – 2  | 0       | 1.134   | --- | --- | --- | --- | V |
| Dry Source Mode – 3  | 0       | 0.8404  | --- | --- | --- | --- | V |
| Dry Source Mode – 4  | 0       | 0.8584  | --- | --- | --- | --- | V |
| Dry Source Mode – 5  | 0       | 1.131   | --- | --- | --- | --- | V |
| Dry Source Mode – 6  | 0       | 0.7447  | --- | --- | --- | --- | V |
| Dry Source Mode – 7  | 0       | 1.030   | --- | --- | --- | --- | V |
| Dry Source Mode – 8  | 0       | 0.5303  | --- | --- | --- | --- | V |
| Dry Source Mode – 9  | 0       | 1.403   | --- | --- | --- | --- | V |
| Dry Measure Mode – 0 | 0       | 2.272   | --- | --- | --- | --- | V |
| Dry Measure Mode – 1 | 0       | 2.182   | --- | --- | --- | --- | V |
| Dry Measure Mode – 2 | 0       | 2.127   | --- | --- | --- | --- | V |
| Dry Measure Mode – 3 | 0       | 2.035   | --- | --- | --- | --- | V |
| Dry Measure Mode – 4 | 0       | 2.428   | --- | --- | --- | --- | V |
| Dry Measure Mode – 5 | 0       | 2.615   | --- | --- | --- | --- | V |
| Dry Measure Mode – 6 | 0       | 2.654   | --- | --- | --- | --- | V |
| Dry Measure Mode – 7 | 0       | 2.639   | --- | --- | --- | --- | V |
| Dry Measure Mode – 8 | 0       | 1.724   | --- | --- | --- | --- | V |
| Dry Measure Mode – 9 | 0       | 2.440   | --- | --- | --- | --- | V |
| Oil Dark Mode – 0    | 0.02500 | 0.02638 | --- | --- | --- | --- | V |
| Oil Dark Mode – 1    | 0.02500 | 0.02679 | --- | --- | --- | --- | V |
| Oil Dark Mode – 2    | 0.02500 | 0.02671 | --- | --- | --- | --- | V |
| Oil Dark Mode – 3    | 0.02500 | 0.02690 | --- | --- | --- | --- | V |
| Oil Dark Mode – 4    | 0.02500 | 0.02641 | --- | --- | --- | --- | V |
| Oil Dark Mode – 5    | 0.02500 | 0.02652 | --- | --- | --- | --- | V |
| Oil Dark Mode – 6    | 0.02500 | 0.02647 | --- | --- | --- | --- | V |
| Oil Dark Mode – 7    | 0.02500 | 0.02672 | --- | --- | --- | --- | V |
| Oil Dark Mode – 8    | 0.02500 | 0.02696 | --- | --- | --- | --- | V |
| Oil Dark Mode – 9    | 0.02500 | 0.02686 | --- | --- | --- | --- | V |
| Oil Source Mode – 0  | 0       | 0.5789  | --- | --- | --- | --- | V |
| Oil Source Mode – 1  | 0       | 0.9029  | --- | --- | --- | --- | V |
| Oil Source Mode – 2  | 0       | 1.216   | --- | --- | --- | --- | V |
| Oil Source Mode – 3  | 0       | 0.8870  | --- | --- | --- | --- | V |
| Oil Source Mode – 4  | 0       | 0.8900  | --- | --- | --- | --- | V |
| Oil Source Mode – 5  | 0       | 1.166   | --- | --- | --- | --- | V |
| Oil Source Mode – 6  | 0       | 0.7627  | --- | --- | --- | --- | V |
| Oil Source Mode – 7  | 0       | 1.053   | --- | --- | --- | --- | V |
| Oil Source Mode – 8  | 0       | 0.5439  | --- | --- | --- | --- | V |
| Oil Source Mode – 9  | 0       | 1.435   | --- | --- | --- | --- | V |
| Oil Measure Mode – 0 | 1.000   | 2.102   | --- | --- | --- | --- | V |
| Oil Measure Mode – 1 | 1.000   | 2.737   | --- | --- | --- | --- | V |
| Oil Measure Mode – 2 | 1.000   | 2.609   | --- | --- | --- | --- | V |
| Oil Measure Mode – 3 | 1.000   | 2.432   | --- | --- | --- | --- | V |
| Oil Measure Mode – 4 | 1.000   | 2.818   | --- | --- | --- | --- | V |
| Oil Measure Mode – 5 | 1.000   | 2.946   | --- | --- | --- | --- | V |
| Oil Measure Mode – 6 | 1.000   | 2.698   | --- | --- | --- | --- | V |
| Oil Measure Mode – 7 | 1.000   | 2.906   | --- | --- | --- | --- | V |
| Oil Measure Mode – 8 | 1.000   | 0.3276  | --- | --- | --- | --- | V |
| Oil Measure Mode – 9 | 1.000   | 1.879   | --- | --- | --- | --- | V |
| Water Dark Mode – 0  | 0.02500 | 0.02641 | --- | --- | --- | --- | V |
| Water Dark Mode – 1  | 0.02500 | 0.02681 | --- | --- | --- | --- | V |
| Water Dark Mode – 2  | 0.02500 | 0.02670 | --- | --- | --- | --- | V |
| Water Dark Mode – 3  | 0.02500 | 0.02693 | --- | --- | --- | --- | V |
| Water Dark Mode – 4  | 0.02500 | 0.02643 | --- | --- | --- | --- | V |

|                        |         |         |     |     |     |     |   |
|------------------------|---------|---------|-----|-----|-----|-----|---|
| Water Dark Mode – 5    | 0.02500 | 0.02655 | --- | --- | --- | --- | V |
| Water Dark Mode – 6    | 0.02500 | 0.02646 | --- | --- | --- | --- | V |
| Water Dark Mode – 7    | 0.02500 | 0.02674 | --- | --- | --- | --- | V |
| Water Dark Mode – 8    | 0.02500 | 0.02700 | --- | --- | --- | --- | V |
| Water Dark Mode – 9    | 0.02500 | 0.02687 | --- | --- | --- | --- | V |
| Water Source Mode – 0  | 0       | 0.5753  | --- | --- | --- | --- | V |
| Water Source Mode – 1  | 0       | 0.9024  | --- | --- | --- | --- | V |
| Water Source Mode – 2  | 0       | 1.216   | --- | --- | --- | --- | V |
| Water Source Mode – 3  | 0       | 0.8870  | --- | --- | --- | --- | V |
| Water Source Mode – 4  | 0       | 0.8927  | --- | --- | --- | --- | V |
| Water Source Mode – 5  | 0       | 1.167   | --- | --- | --- | --- | V |
| Water Source Mode – 6  | 0       | 0.7622  | --- | --- | --- | --- | V |
| Water Source Mode – 7  | 0       | 1.054   | --- | --- | --- | --- | V |
| Water Source Mode – 8  | 0       | 0.5422  | --- | --- | --- | --- | V |
| Water Source Mode – 9  | 0       | 1.435   | --- | --- | --- | --- | V |
| Water Measure Mode – 0 | 1.000   | 0.8249  | --- | --- | --- | --- | V |
| Water Measure Mode – 1 | 1.000   | 2.625   | --- | --- | --- | --- | V |
| Water Measure Mode – 2 | 1.000   | 2.501   | --- | --- | --- | --- | V |
| Water Measure Mode – 3 | 1.000   | 2.334   | --- | --- | --- | --- | V |
| Water Measure Mode – 4 | 1.000   | 2.661   | --- | --- | --- | --- | V |
| Water Measure Mode – 5 | 1.000   | 2.265   | --- | --- | --- | --- | V |
| Water Measure Mode – 6 | 1.000   | 0.03154 | --- | --- | --- | --- | V |
| Water Measure Mode – 7 | 1.000   | 0.6947  | --- | --- | --- | --- | V |
| Water Measure Mode – 8 | 1.000   | 0.5475  | --- | --- | --- | --- | V |
| Water Measure Mode – 9 | 1.000   | 0.02767 | --- | --- | --- | --- | V |

#### Live Fluid Analyzer Master Calibration – Gas Detector

Master: 27-Mar-2006 10:25

|                        |         |         |     |     |     |     |   |
|------------------------|---------|---------|-----|-----|-----|-----|---|
| Dry Dark Mode – 0      | 0.02500 | 0.02663 | --- | --- | --- | --- | V |
| Dry Dark Mode – 1      | 0.02500 | 0.02669 | --- | --- | --- | --- | V |
| Dry Dark Mode – 2      | 0.02500 | 0.02654 | --- | --- | --- | --- | V |
| Dry Dark Mode – 3      | 0.02500 | 0.02658 | --- | --- | --- | --- | V |
| Dry Dark Mode – 4      | 0.02500 | 0.02662 | --- | --- | --- | --- | V |
| Dry Dark Mode – 5      | 0.02500 | 0.02635 | --- | --- | --- | --- | V |
| Dry Measure Mode – 0   | 0       | 0.1434  | --- | --- | --- | --- | V |
| Dry Measure Mode – 1   | 0       | 0.1380  | --- | --- | --- | --- | V |
| Dry Measure Mode – 2   | 0       | 0.3571  | --- | --- | --- | --- | V |
| Dry Measure Mode – 3   | 0       | 0.4149  | --- | --- | --- | --- | V |
| Dry Measure Mode – 4   | 0       | 0.4096  | --- | --- | --- | --- | V |
| Dry Measure Mode – 5   | 0       | 0.3474  | --- | --- | --- | --- | V |
| Dry Normalized – 0     | 0       | 0.3007  | --- | --- | --- | --- | V |
| Dry Normalized – 1     | 0       | 0.2866  | --- | --- | --- | --- | V |
| Dry Normalized – 2     | 0       | 0.8513  | --- | --- | --- | --- | V |
| Dry Normalized – 3     | 0       | 1.000   | --- | --- | --- | --- | V |
| Dry Normalized – 4     | 0       | 0.9863  | --- | --- | --- | --- | V |
| Dry Normalized – 5     | 0       | 0.8268  | --- | --- | --- | --- | V |
| Water Dark Mode – 0    | 0.02500 | 0.02659 | --- | --- | --- | --- | V |
| Water Dark Mode – 1    | 0.02500 | 0.02668 | --- | --- | --- | --- | V |
| Water Dark Mode – 2    | 0.02500 | 0.02652 | --- | --- | --- | --- | V |
| Water Dark Mode – 3    | 0.02500 | 0.02656 | --- | --- | --- | --- | V |
| Water Dark Mode – 4    | 0.02500 | 0.02659 | --- | --- | --- | --- | V |
| Water Dark Mode – 5    | 0.02500 | 0.02632 | --- | --- | --- | --- | V |
| Water Measure Mode – 0 | 1.000   | 0.1394  | --- | --- | --- | --- | V |
| Water Measure Mode – 1 | 1.000   | 0.07199 | --- | --- | --- | --- | V |
| Water Measure Mode – 2 | 1.000   | 0.04305 | --- | --- | --- | --- | V |
| Water Measure Mode – 3 | 1.000   | 0.03798 | --- | --- | --- | --- | V |
| Water Measure Mode – 4 | 1.000   | 0.04466 | --- | --- | --- | --- | V |
| Water Measure Mode – 5 | 1.000   | 0.07266 | --- | --- | --- | --- | V |

#### Live Fluid Analyzer Master Calibration – Gas Detector Source Intensity

Master: 27-Mar-2006 10:25

|                              |         |         |     |     |     |     |   |
|------------------------------|---------|---------|-----|-----|-----|-----|---|
| Source Intensity Dark Mode   | 0.02600 | 0.02892 | --- | --- | --- | --- | V |
| Source Intensity Source Mode | 0.2500  | 0.2349  | --- | --- | --- | --- | V |

#### Live Fluid Analyzer Master Calibration – Absorption Coefficients

Master: 27-Mar-2006 10:28

|                                  |   |           |     |     |     |     |   |
|----------------------------------|---|-----------|-----|-----|-----|-----|---|
| Oil Absorption Coefficient – 0   | 0 | 0.03424   | --- | --- | --- | --- | V |
| Oil Absorption Coefficient – 1   | 0 | -0.09949  | --- | --- | --- | --- | V |
| Oil Absorption Coefficient – 2   | 0 | -0.08963  | --- | --- | --- | --- | V |
| Oil Absorption Coefficient – 3   | 0 | -0.07834  | --- | --- | --- | --- | V |
| Oil Absorption Coefficient – 4   | 0 | -0.06538  | --- | --- | --- | --- | V |
| Oil Absorption Coefficient – 5   | 0 | -0.05224  | --- | --- | --- | --- | V |
| Oil Absorption Coefficient – 6   | 0 | -0.007226 | --- | --- | --- | --- | V |
| Oil Absorption Coefficient – 7   | 0 | -0.04241  | --- | --- | --- | --- | V |
| Oil Absorption Coefficient – 8   | 0 | 0.7515    | --- | --- | --- | --- | V |
| Oil Absorption Coefficient – 9   | 0 | 0.1148    | --- | --- | --- | --- | V |
| Water Absorption Coefficient – 0 | 0 | 0.4491    | --- | --- | --- | --- | V |
| Water Absorption Coefficient – 1 | 0 | -0.08119  | --- | --- | --- | --- | V |
| Water Absorption Coefficient – 2 | 0 | -0.07117  | --- | --- | --- | --- | V |
| Water Absorption Coefficient – 3 | 0 | -0.06020  | --- | --- | --- | --- | V |
| Water Absorption Coefficient – 4 | 0 | -0.04027  | --- | --- | --- | --- | V |
| Water Absorption Coefficient – 5 | 0 | 0.26286   | --- | --- | --- | --- | V |

|                            |   |         |    |    |    |    |   |
|----------------------------|---|---------|----|----|----|----|---|
| Water Absorption Coeff - 5 | 0 | 0.06306 | -- | -- | -- | -- | V |
| Water Absorption Coeff - 6 | 0 | 2.713   | -- | -- | -- | -- | V |
| Water Absorption Coeff - 7 | 0 | 0.5922  | -- | -- | -- | -- | V |
| Water Absorption Coeff - 8 | 0 | 0.5132  | -- | -- | -- | -- | V |
| Water Absorption Coeff - 9 | 0 | 3.482   | -- | -- | -- | -- | V |

# Scintillation Gamma-Ray - L Wellsite Calibration - Detector Calibration

Before: 2-Apr-2006 20:47

|                        |       |     |       |     |     |       |      |
|------------------------|-------|-----|-------|-----|-----|-------|------|
| Gamma Ray Background   | 30.00 | N/A | 3.524 | N/A | N/A | N/A   | GAPI |
| Gamma Ray (Jig - Bkg)  | 162.8 | N/A | 162.8 | N/A | N/A | 14.80 | GAPI |
| Gamma Ray (Calibrated) | 165.0 | N/A | 165.0 | N/A | N/A | 15.00 | GAPI |

## Live Fluid Analyzer / Equipment Identification

Primary Equipment:  
Live Fluid Analyzer (TW)













MRFA - EA





8263













































Auxiliary Equipment:

| Live Fluid Analyzer Wellsite Calibration              |        |             |         |  |        |               |        |
|---|--------|-------------|---------|--|--------|---------------|--------|
| Spectrometer Channels                                 |        |             |         |  |        |               |        |
| Idx   | Phase  | Dark Mode V | Value   | Idx  | Phase  | Source Mode V | Value  |
| 0   | Master |             | 0.02644 | 0  | Master |               | 0.5630 |
|   | Before |             | 0.02632 |  | Before |               | 0.5682 |
| 1   | Master |             | 0.02680 | 0.2000 (Minimum) 1.400 (Nominal) 2.600 (Maximum) |        |               |        |
|   | Before |             | 0.02673 | 1  | Master |               | 0.8278 |
| 2   | Master |             | 0.02678 |  | Before |               | 0.8699 |
|   | Before |             | 0.02671 | 0.2000 (Minimum) 1.950 (Nominal) 3.700 (Maximum) |        |               |        |
| 3   | Master |             | 0.02692 | 2  | Master |               | 1.134  |
|   | Before |             | 0.02687 |  | Before |               | 1.176  |
| 4   | Master |             | 0.02645 | 0.2000 (Minimum) 1.950 (Nominal) 3.700 (Maximum) |        |               |        |
|   | Before |             | 0.02645 | 3  | Master |               | 0.8404 |
| 5   | Master |             | 0.02656 |  | Before |               | 0.8612 |
|   | Before |             | 0.02649 | 0.2000 (Minimum) 1.700 (Nominal) 3.200 (Maximum) |        |               |        |
| 6   | Master |             | 0.02648 | 4  | Master |               | 0.8584 |
|   | Before |             | 0.02644 |  | Before |               | 0.8659 |
| 7   | Master |             | 0.02676 | 0.2000 (Minimum) 1.950 (Nominal) 3.700 (Maximum) |        |               |        |
|   | Before |             | 0.02672 | 5  | Master |               | 1.131  |
| 8   | Master |             | 0.02703 |  | Before |               | 1.134  |
|   | Before |             | 0.02689 | 0.2000 (Minimum) 1.950 (Nominal) 3.700 (Maximum) |        |               |        |
| 9   | Master |             | 0.02688 | 6  | Master |               | 0.7447 |
|   | Before |             | 0.02684 |  | Before |               | 0.7427 |
| 0.01700 (Minimum) 0.02500 (Nominal) 0.03300 (Maximum) |        |             |         | 0.2000 (Minimum) 1.950 (Nominal) 3.700 (Maximum) |        |               |        |
|   | Master |             |         | 7  | Master |               | 1.030  |
|   | Before |             |         |  | Before |               | 1.036  |
|   |        |             |         | 0.2000 (Minimum) 1.950 (Nominal) 3.700 (Maximum) |        |               |        |
|   | Master |             |         | 8  | Master |               | 0.5303 |
|   | Before |             |         |  | Before |               | 0.5332 |
|   |        |             |         | 0.2000 (Minimum) 1.950 (Nominal) 2.600 (Maximum) |        |               |        |
|   | Master |             |         | 9  | Master |               | 1.403  |
|   | Before |             |         |  | Before |               | 1.402  |
|   |        |             |         | 0.2000 (Minimum) 1.950 (Nominal) 3.700 (Maximum) |        |               |        |































|  |                     |                    |                    |
|--|---------------------|--------------------|--------------------|
|  | 0.2000<br>(Minimum) | 1.950<br>(Nominal) | 3.700<br>(Maximum) |
| Master: 27-Mar-2006 10:25 Before: 7-Apr-2006 11:42 |                     |                    |                    |



| Live Fluid Analyzer Wellsite Calibration |        |   |                      |
|--|--------|---|----------------------|
| Gas Detector Channels                    |        |   |                      |
| Idx                                      | Phase  | Dark Mode V   | Value                |
| 0  | Master |  | 0.02663              |
|  | Before |  | 0.02650              |
| 1  | Master |  | 0.02669              |
|  | Before |  | 0.02657              |
| 2  | Master |  | 0.02654              |
|  | Before |  | 0.02645              |
| 3  | Master |  | 0.02658              |
|  | Before |  | 0.02641              |
| 4  | Master |  | 0.02662              |
|  | Before |  | 0.02657              |
| 5  | Master |  | 0.02635              |
|  | Before |  | 0.02624              |
|  |        | 0.01700<br>(Minimum)  | 0.02500<br>(Nominal) |
|  |        |   | 0.03300<br>(Maximum) |
| Master: 27-Mar-2006 10:25                |        |   |                      |
| Before: 7-Apr-2006 11:42                 |        |   |                      |













| Live Fluid Analyzer Wellsite Calibration |   |  |                      |                          |   |  |        |
|--|---|--|----------------------|--------------------------|---|--|--------|
| Gas Detector Source Intensity            |   |  |                      |                          |   |  |        |
| Phase                                    | Source Intensity Dark Mode V  |  | Value                | Phase                    | Source Intensity Source Mode V  |  | Value  |
| Master                                   |  |  | 0.02892              | Master                   |  |  | 0.2349 |
| Before                                   |  |  | 0.02881              | Before                   |  |  | 0.2303 |
| 0.01700<br>(Minimum)                     |   |  | 0.02600<br>(Nominal) | 0.03500<br>(Maximum)     |   |  |        |
| 0.1900<br>(Minimum)                      |   |  | 0.2500<br>(Nominal)  | 0.3100<br>(Maximum)      |   |  |        |
| Master: 27-Mar-2006 10:25                |   |  |                      | Before: 7-Apr-2006 11:42 |   |  |        |









| Live Fluid Analyzer Master Calibration |   |                      |     |   |                     |     |   |
|--|---|----------------------|-----|---|---------------------|-----|---|
| Spectrometer                           |   |                      |     |   |                     |     |   |
| Idx                                    | Dry Dark Mode V   | Value                | Idx | Dry Source Mode V   | Value               | Idx | Dry Measure Mode V  |
| 0                                      |  | 0.02644              | 0   |  | 0.5630              | 0   |  |
| 1                                      |  | 0.02680              | 1   |  | 0.8278              | 1   |  |
| 2                                      |  | 0.02678              | 2   |  | 1.134               | 2   |  |
| 3                                      |  | 0.02692              | 3   |  | 0.8404              | 3   |  |
| 4                                      |  | 0.02645              | 4   |  | 0.8584              | 4   |  |
| 5                                      |  | 0.02656              | 5   |  | 1.131               | 5   |  |
| 6                                      |  | 0.02648              | 6   |  | 0.7447              | 6   |  |
| 7                                      |  | 0.02676              | 7   |  | 1.030               | 7   |  |
| 8                                      |  | 0.02703              | 8   |  | 0.5202              | 8   |  |
| 9                                      |  | 0.02688              | 9   |  | 0.5202              | 9   |  |
|  |   | 0.01700<br>(Minimum) |     |   | 0.2000<br>(Minimum) |     |   |
|  |   | 0.02500<br>(Nominal) |     |   | 1.950<br>(Nominal)  |     |   |
|  |   | 0.03300<br>(Maximum) |     |   | 3.700<br>(Maximum)  |     |   |
| Idx                                    | Oil Dark Mode V   | Value                | Idx | Oil Source Mode V   | Value               | Idx | Oil Measure Mode V  |
| 0                                      |  | 0.02638              | 0   |  | 0.5202              | 0   |  |
| 1                                      |  | 0.02679              | 1   |  | 0.5202              | 1   |  |
| 2                                      |  | 0.02671              | 2   |  | 0.5202              | 2   |  |
| 3                                      |  | 0.02690              | 3   |  | 0.5202              | 3   |  |
| 4                                      |  | 0.02641              | 4   |  | 0.5202              | 4   |  |



|  |   |                      |                     |                     |   |                    |                    |                    |   |                    |                     |
|--|---|----------------------|---------------------|---------------------|---|--------------------|--------------------|--------------------|---|--------------------|---------------------|
|  |   |                      | 0.2000<br>(Minimum) | 1.950<br>(Nominal)  | 3.700<br>(Maximum)  |                    |                    |                    |   |                    |                     |
| Master: 27-Mar-2006 10:25              |   |                      |                     |                     |   |                    |                    |                    |   |                    |                     |
| Live Fluid Analyzer Master Calibration |   |                      |                     |                     |   |                    |                    |                    |   |                    |                     |
| Gas Detector                           |   |                      |                     |                     |   |                    |                    |                    |   |                    |                     |
| Idx                                    | Dry Dark Mode V   |                      | Value               | Idx                 | Dry Measure Mode V  |                    | Value              | Idx                | Dry Normalized V  |                    | Value               |
| 0                                      |  |                      | 0.02663             | 0                   |    |                    | 0.1434             | 0                  |  |                    | 0.3007              |
| 1                                      |  |                      | 0.02669             | 0                   | 0.5000<br>(Minimum) (Nominal) (Maximum)   |                    | 1.000              | 0.1080             | 0.2400<br>(Minimum) (Nominal) (Maximum)   |                    | 0.3720<br>(Maximum) |
| 2                                      |  |                      | 0.02654             | 1                   |    |                    | 0.1380             | 1                  |  |                    | 0.2866              |
| 3                                      |  |                      | 0.02658             | 0                   | 0.5000<br>(Minimum) (Nominal) (Maximum)   |                    | 1.000              | 0.2760             | 0.4600<br>(Minimum) (Nominal) (Maximum)   |                    | 0.6440<br>(Maximum) |
| 4                                      |  |                      | 0.02662             | 2                   |    |                    | 0.3571             | 2                  |  |                    | 0.8513              |
| 5                                      |  |                      | 0.02635             | 0                   | 0.5000<br>(Minimum) (Nominal) (Maximum)   |                    | 1.000              | 0.8080             | 1.010<br>(Minimum) (Nominal) (Maximum)  |                    | 1.212<br>(Maximum)  |
| 0.01700<br>(Minimum)                   | 0.02500<br>(Nominal)  | 0.03300<br>(Maximum) |                     | 3                   |    |                    | 0.4149             | 3                  |  |                    | 1.000               |
| Idx                                    | Water Dark Mode V   |                      | Value               | 0.3000<br>(Minimum) | 0.5000<br>(Nominal)   | 1.000<br>(Maximum) |                    | 1.000<br>(Minimum) | 1.000<br>(Nominal)  | 1.000<br>(Maximum) |                     |
| 0                                      |  |                      | 0.02659             | 4                   |    |                    | 0.4096             | 4                  |  |                    | 0.9863              |
| 1                                      |  |                      | 0.02668             | 0                   | 0.5000<br>(Minimum) (Nominal) (Maximum)   |                    | 1.000              | 0.7360             | 0.9200<br>(Minimum) (Nominal) (Maximum)   |                    | 1.104<br>(Maximum)  |
| 2                                      |  |                      | 0.02652             | 5                   |    |                    | 0.3474             | 5                  |  |                    | 0.8268              |
| 3                                      |  |                      | 0.02656             | 0                   | 0.5000<br>(Minimum) (Nominal) (Maximum)   |                    | 1.000              | 0.5250             | 0.7500<br>(Minimum) (Nominal) (Maximum)   |                    | 0.9750<br>(Maximum) |
| 4                                      |  |                      | 0.02659             | Idx                 | Water Measure Mode V  |                    | Value              |                    |   |                    |                     |
| 5                                      |  |                      | 0.02632             | 0                   |    |                    | 0.1394             |                    |   |                    |                     |
| 0.01700<br>(Minimum)                   | 0.02500<br>(Nominal)  | 0.03300<br>(Maximum) |                     | 1                   |    |                    | 0.07199            |                    |   |                    |                     |
|  |   |                      |                     | 2                   |    |                    | 0.04305            |                    |   |                    |                     |
|  |   |                      |                     | 3                   |   |                    | 0.03798            |                    |   |                    |                     |
|  |   |                      |                     | 4                   |  |                    | 0.04466            |                    |   |                    |                     |
|  |   |                      |                     | 5                   |  |                    | 0.07266            |                    |   |                    |                     |
|  |   |                      |                     | 0                   | 1.000<br>(Minimum) (Nominal) (Maximum)  |                    | 4.500<br>(Maximum) |                    |   |                    |                     |
| Master: 27-Mar-2006 10:25              |   |                      |                     |                     |   |                    |                    |                    |   |                    |                     |

|   |                      |   |                     |
|---|----------------------|---|---------------------|
| Live Fluid Analyzer Master Calibration  |                      |   |                     |
| Gas Detector Source Intensity   |                      |   |                     |
| Source Intensity Dark Mode V  | Value                | Source Intensity Source Mode V  | Value               |
|  | 0.02892              |  | 0.2349              |
| 0.01700<br>(Minimum)  | 0.02600<br>(Nominal) | 0.03500<br>(Maximum)  | 0.1900<br>(Minimum) |
|   |                      |   | 0.2500<br>(Nominal) |
|   |                      |   | 0.3100<br>(Maximum) |
| Master: 27-Mar-2006 10:25   |                      |   |                     |

|  |   |                       |                       |   |                        |
|--|---|-----------------------|-----------------------|---|------------------------|
| Live Fluid Analyzer Master Calibration |   |                       |                       |   |                        |
| Absorption Coefficients                |   |                       |                       |   |                        |
| Idx                                    | Oil Absorption Coefficients V   | Value                 | Idx                   | Water Absorption Coefficients V   | Value                  |
| 0                                      |  | 0.03424               | 0                     |  | 0.4491                 |
| 0                                      | 0.05500<br>(Minimum) (Nominal) (Maximum)  | 0.1100                | 0.4300                | 0.4800<br>(Minimum) (Nominal) (Maximum)   | 0.5300                 |
| 1                                      |   | -0.09949              | 1                     |  | -0.08119               |
| -0.1000<br>(Minimum)                   | -0.06000<br>(Nominal)   | -0.02000<br>(Maximum) | -0.09000<br>(Minimum) | -0.05000<br>(Nominal)   | -0.010000<br>(Maximum) |
| 2                                      |   | -0.08963              | 2                     |  | -0.07117               |
| -0.1000<br>(Minimum)                   | -0.06500<br>(Nominal)   | -0.03000<br>(Maximum) | -0.09000<br>(Minimum) | -0.05500<br>(Nominal)   | -0.02000<br>(Maximum)  |
| 3                                      |  | -0.07834              | 3                     |  | -0.06020               |
| -0.1000<br>(Minimum)                   | -0.06000<br>(Nominal)   | -0.02000<br>(Maximum) | -0.09000<br>(Minimum) | -0.05500<br>(Nominal)   | -0.02000<br>(Maximum)  |
| 4                                      |  | -0.06538              | 4                     |  | -0.04027               |
| -0.1000<br>(Minimum)                   | -0.06000<br>(Nominal)   | -0.02000<br>(Maximum) | -0.07000<br>(Minimum) | -0.03500<br>(Nominal)   | 0<br>(Maximum)         |
| 5                                      |  | -0.05224              | 5                     |  | 0.06306                |

|                           |   |                        |                      |   |                     |
|---------------------------|---|------------------------|----------------------|---|---------------------|
| 0.08000<br>(Minimum)      | -0.04500<br>(Nominal)   | -0.010000<br>(Maximum) | 0.02000<br>(Minimum) | 0.06000<br>(Nominal)  | 0.1000<br>(Maximum) |
| 6                         |    | -0.007226              | 6                    |    | 2.713               |
| -0.03000<br>(Minimum)     | -0.005000<br>(Nominal)  | 0.02000<br>(Maximum)   | 2.520<br>(Minimum)   | 2.660<br>(Nominal)  | 2.800<br>(Maximum)  |
| 7                         |  | -0.04241               | 7                    |  | 0.5922              |
| -0.08000<br>(Minimum)     | -0.04000<br>(Nominal)   | 0<br>(Maximum)         | 0.5500<br>(Minimum)  | 0.6200<br>(Nominal)   | 0.6900<br>(Maximum) |
| 8                         |  | 0.7515                 | 8                    |  | 0.5132              |
| 0.6600<br>(Minimum)       | 0.7500<br>(Nominal)   | 0.8400<br>(Maximum)    | 0.4700<br>(Minimum)  | 0.5150<br>(Nominal)   | 0.5600<br>(Maximum) |
| 9                         |  | 0.1148                 | 9                    |  | 3.482               |
| 0.08000<br>(Minimum)      | 0.1300<br>(Nominal)   | 0.1800<br>(Maximum)    | 2.500<br>(Minimum)   | 3.850<br>(Nominal)  | 50.00<br>(Maximum)  |
| Master: 27-Mar-2006 10:28 |   |                        |                      |   |                     |

### Scintillation Gamma-Ray – L / Equipment Identification

#### Primary Equipment:

Scintillation Gamma Cartridge  
Scintillation Gamma Detector

SGC – SA 1490  
SGD – TAA 4552




#### Auxiliary Equipment:

Scintillation Gamma Housing  
Gamma Source Radioactive

SGH – K 2030  
GSR – U/Y

### Scintillation Gamma-Ray – L Wellsite Calibration

#### Detector Calibration

| Phase          | Gamma Ray Background   | GAPI               | Value | Phase              | Gamma Ray (Jig – Bkg)   | GAPI               | Value | Phase              | Gamma Ray (Calibrated)  | GAPI               | Value |
|----------------|--|--------------------|-------|--------------------|---|--------------------|-------|--------------------|---|--------------------|-------|
| Before         |  |                    | 3.524 | Before             |  |                    | 162.8 | Before             |  |                    | 165.0 |
| 0<br>(Minimum) | 30.00<br>(Nominal)   | 120.0<br>(Maximum) |       | 148.0<br>(Minimum) | 162.8<br>(Nominal)  | 177.6<br>(Maximum) |       | 150.0<br>(Minimum) | 165.0<br>(Nominal)  | 180.0<br>(Maximum) |       |

Before: 2-Apr-2006 20:47

Company: **Woodside Energy Ltd**

**Schlumberger**

Well: **Thylacine South-1**

Field: **Thylacine South**

Rig: **Maersk Guardian**

Country: **Australia**

MDT-GR

Modular Formation Dynamic Tester

Pretest Print